Chinese Bowling Club

Tuesday 8:35 pm

Classic Bowling Center

Lanes 1 - 46

Note: This report includes information through September 8 which is Week 2 of 32

Jimmy Yeung's Bowling Record - Team 34: Team 34

Week No.	Bowling Date	Old Avg	Old HDCP	-1-	-2-	-3-	Total	HDCP Total	Pins	Gms	---Average Change--- New	-	Old	---> +/-		High Game	High Sers	HDCP Game	HDCP Sers
1	09/01/26	bk162	46	210	218	148	576	714	576	3	192.00	-	0.00	=	192.00	218	576	264	714
2	09/08/26	bk162	46	127	161	191	479	617	1055	6	175.83	-	192.00	=	-16.17	218	576	264	714

<100	100's	125's	150's	175's	200's	225's	250's	275's	300's
		2	1	1	2				

<400	400's	450's	500's	550's	600's	650's	700's	750's	800's
		1		1					

Avg of Game 1	Avg of Game 2	Avg of Game 3
168.50	189.50	169.50

High game of 218 on week 1
Low game of 127 on week 2

High series of 576 on week 1
Low series of 479 on week 2

High average of 192.00 after bowling week 1
Low average of 175.83 after bowling week 2

High Scores by Game

Game #1: 210 on week 1 Game #2: 218 on week 1 Game #3: 191 on week 2

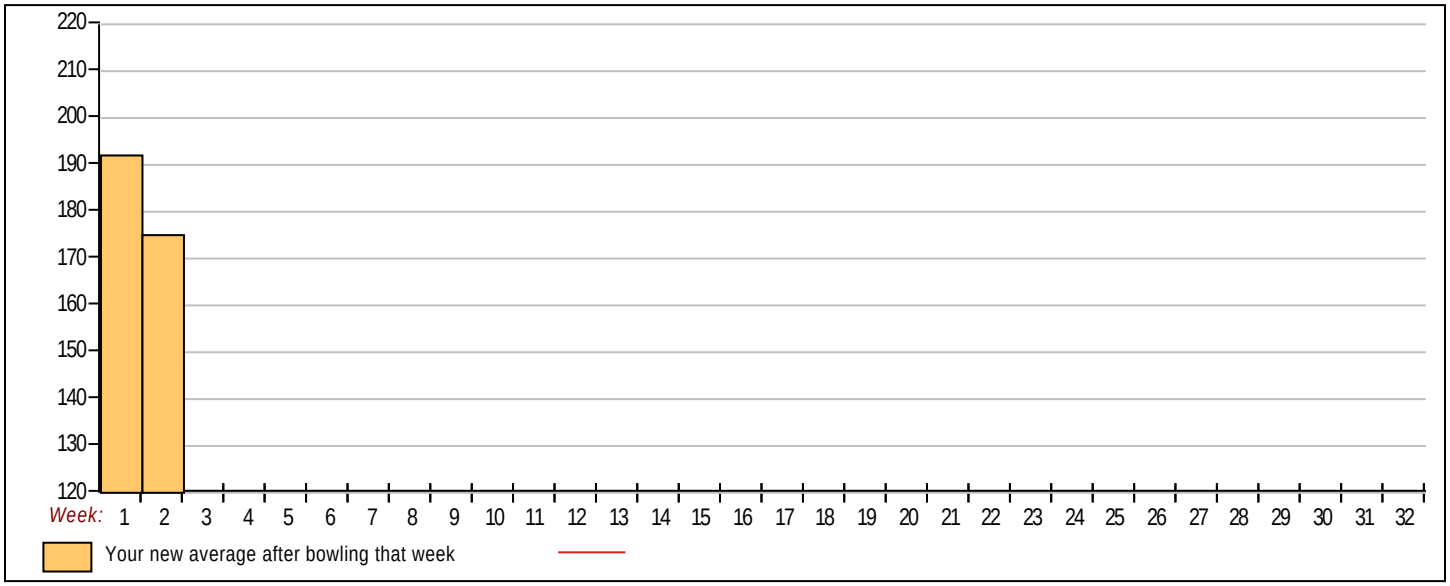

BLS-2026/PRO 38.04.09 licensed to Check Wong

Chinese Bowling Club

Tuesday 8:35 pm

Classic Bowling Center

Lanes 1 - 46

Note: This report includes information through September 8 which is Week 2 of 32

Kevin Yeung's Bowling Record - Team 34: Team 34

Week No.	Bowling Date	Old Avg	Old HDCP	-1-	-2-	-3-	Total	HDCP Total	Pins	Gms	---Average Change--- New	-	Old	---> +/-		High Game	High Sers	HDCP Game	HDCP Sers
1	09/01/26	bk179	32	202	159	215	576	672	576	3	192.00	-	0.00	=	192.00	215	576	247	672
2	09/08/26	bk179	32	147	194	202	543	639	1119	6	186.50	-	192.00	=	-5.50	215	576	247	672

<100	100's	125's	150's	175's	200's	225's	250's	275's	300's
		1	1	1	3				

<400	400's	450's	500's	550's	600's	650's	700's	750's	800's
			1	1					

Avg of Game 1	Avg of Game 2	Avg of Game 3
174.50	176.50	208.50

High game of 215 on week 1
Low game of 147 on week 2

High series of 576 on week 1
Low series of 543 on week 2

High average of 192.00 after bowling week 1
Low average of 186.50 after bowling week 2

High Scores by Game

Game #1: 202 on week 1 Game #2: 194 on week 2 Game #3: 215 on week 1

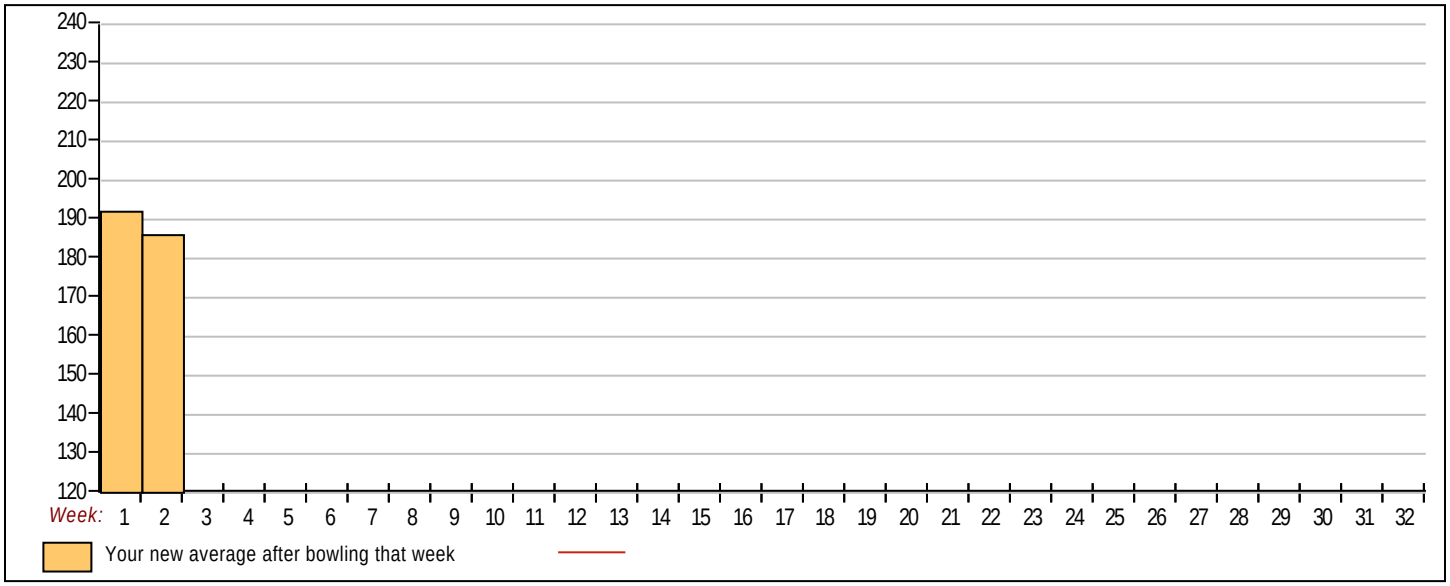

BLS-2026/PRO 38.04.09 licensed to Check Wong

Chinese Bowling Club

Tuesday 8:35 pm

Classic Bowling Center

Lanes 1 - 46

Note: This report includes information through September 8 which is Week 2 of 32

Brian Fowler's Bowling Record - Team 34: Team 34

Week No.	Bowling Date	Old Avg	Old HDCP	-1-	-2-	-3-	Total	HDCP Total	Pins	Gms	---Average Change--- New	-	Old	---> +/-		High Game	High Sers	HDCP Game	HDCP Sers
1	09/01/26	bk201	15	145	205	193	543	588	543	3	181.00	-	0.00	=	181.00	205	543	220	588
2	09/08/26	bk201	15	206	192	181	579	624	1122	6	187.00	-	181.00	=	6.00	206	579	221	624

<100	100's	125's	150's	175's	200's	225's	250's	275's	300's
		1		3	2				

<400	400's	450's	500's	550's	600's	650's	700's	750's	800's
			1	1					

Avg of Game 1	Avg of Game 2	Avg of Game 3
175.50	198.50	187.00

High game of 206 on week 2
Low game of 145 on week 1

High series of 579 on week 2
Low series of 543 on week 1

High average of 187.00 after bowling week 2
Low average of 181.00 after bowling week 1

High Scores by Game

Game #1: 206 on week 2 Game #2: 205 on week 1 Game #3: 193 on week 1

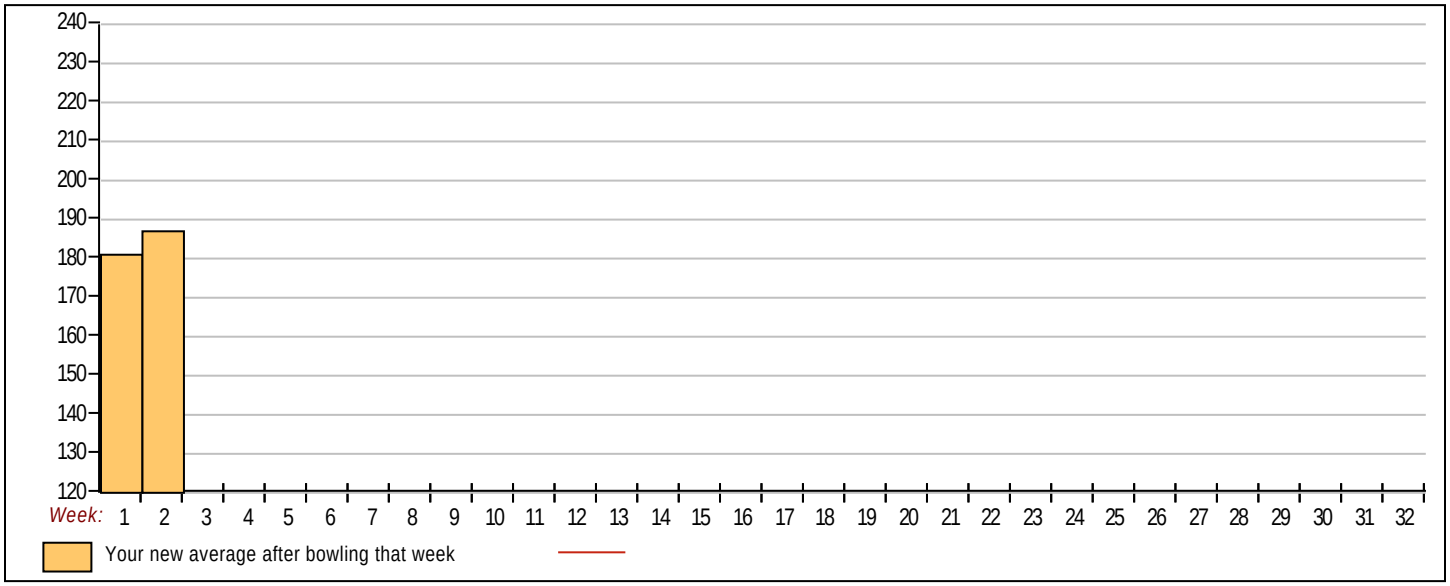

BLS-2026/PRO 38.04.09 licensed to Check Wong