# Chinese Bowling Club

**Tuesday 8:35 pm**

## Classic Bowling Center

**Lanes 1 - 46**

*Note: This report includes information through September 8 which is Week 2 of 32*

### Victor Tan's Bowling Record - Team 32: V.E.D.

| Week No. | Bowling Date | Old Avg | Old HDCP | -1- | -2- | -3- | Total | HDCP Total | Pins | Gms | ---Average Change--- New | - | Old | ---> +/- | | High Game | High Sers | HDCP Game | HDCP Sers |
|---|---|---|---|---|---|---|---|---|---|---|---|---|---|---|---|---|---|---|---|
| 1 | 09/01/26 | bk174 | 36 | 178 | 158 | 180 | 516 | 624 | 516 | 3 | 172.00 | - | 0.00 | = | 172.00 | 180 | 516 | 216 | 624 |
| 2 | 09/08/26 | bk174 | 36 | 179 | 211 | 198 | 588 | 696 | 1104 | 6 | 184.00 | - | 172.00 | = | 12.00 | 211 | 588 | 247 | 696 |

| <100 | 100's | 125's | 150's | 175's | 200's | 225's | 250's | 275's | 300's |
|---|---|---|---|---|---|---|---|---|---|
| | | | 1 | 4 | 1 | | | | |

| <400 | 400's | 450's | 500's | 550's | 600's | 650's | 700's | 750's | 800's |
|---|---|---|---|---|---|---|---|---|---|
| | | | 1 | 1 | | | | | |

| Avg of Game 1 | Avg of Game 2 | Avg of Game 3 |
|---|---|---|
| 178.50 | 184.50 | 189.00 |

High game of 211 on week 2
Low game of 158 on week 1

High series of 588 on week 2
Low series of 516 on week 1

High average of 184.00 after bowling week 2
Low average of 172.00 after bowling week 1

High Scores by Game

Game #1: 179 on week 2 Game #2: 211 on week 2 Game #3: 198 on week 2

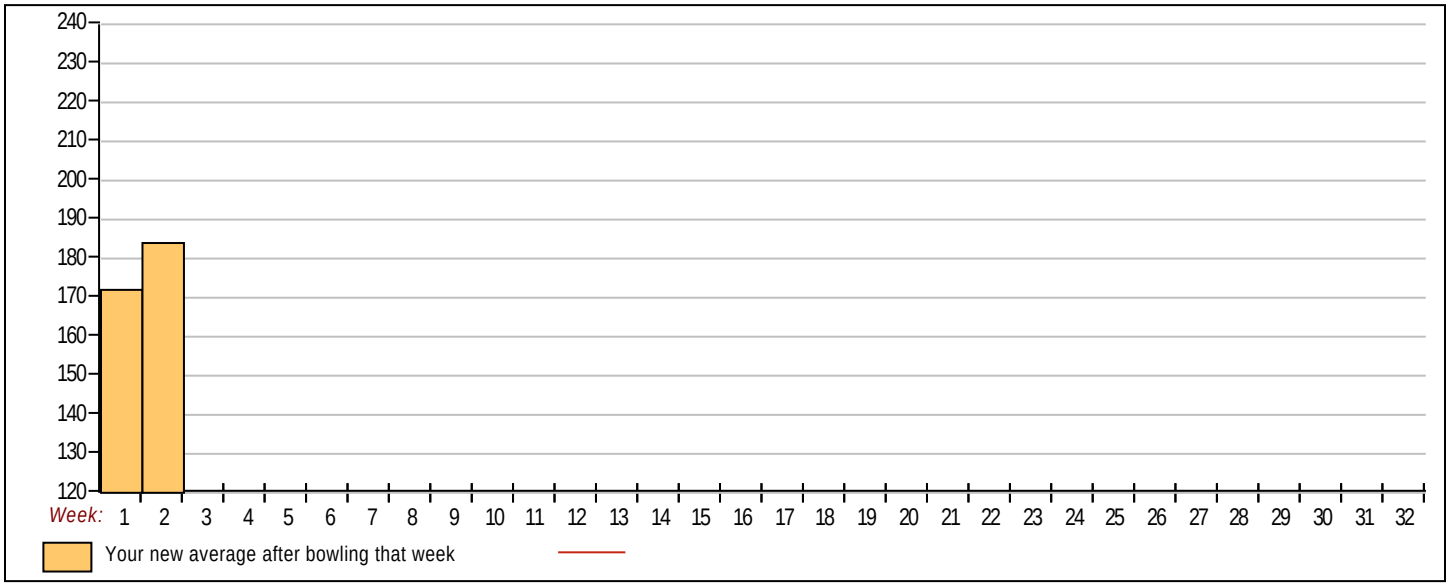




BLS-2026/PRO 38.04.09 licensed to Check Wong

# Chinese Bowling Club

Tuesday 8:35 pm

## Classic Bowling Center

Lanes 1 - 46

*Note: This report includes information through September 8 which is Week 2 of 32*

### Ed Soss's Bowling Record - Team 32: V.E.D.

| Week No. | Bowling Date | Old Avg | Old HDCP | -1- | -2- | -3- | Total | HDCP Total | Pins | Gms | ---Average Change--- New | - | Old | ---> +/- | | High Game | High Sers | HDCP Game | HDCP Sers |
|---|---|---|---|---|---|---|---|---|---|---|---|---|---|---|---|---|---|---|---|
| 1 | 09/01/26 | bk125 | 0 | | | | 0 | 0 | 0 | 0 | | - | 0.00 | = | 0.00 | 0 | 0 | | |
| 2 | 09/08/26 | bk125 | 76 | 144 | 144 | 120 | 408 | 636 | 408 | 3 | 136.00 | - | 0.00 | = | 136.00 | 144 | 408 | 220 | 636 |

| <100 | 100's | 125's | 150's | 175's | 200's | 225's | 250's | 275's | 300's |
|---|---|---|---|---|---|---|---|---|---|
| | 1 | 2 | | | | | | | |

| <400 | 400's | 450's | 500's | 550's | 600's | 650's | 700's | 750's | 800's |
|---|---|---|---|---|---|---|---|---|---|
| | 1 | | | | | | | | |

| Avg of Game 1 | Avg of Game 2 | Avg of Game 3 |
|---|---|---|
| 144.00 | 144.00 | 120.00 |

High game of 144 on week 2
Low game of 120 on week 2

High series of 408 on week 2
Low series of 408 on week 2

High average of 136.00 after bowling week 2
Low average of 136.00 after bowling week 2

High Scores by Game

Game #1: 144 on week 2 Game #2: 144 on week 2 Game #3: 120 on week 2

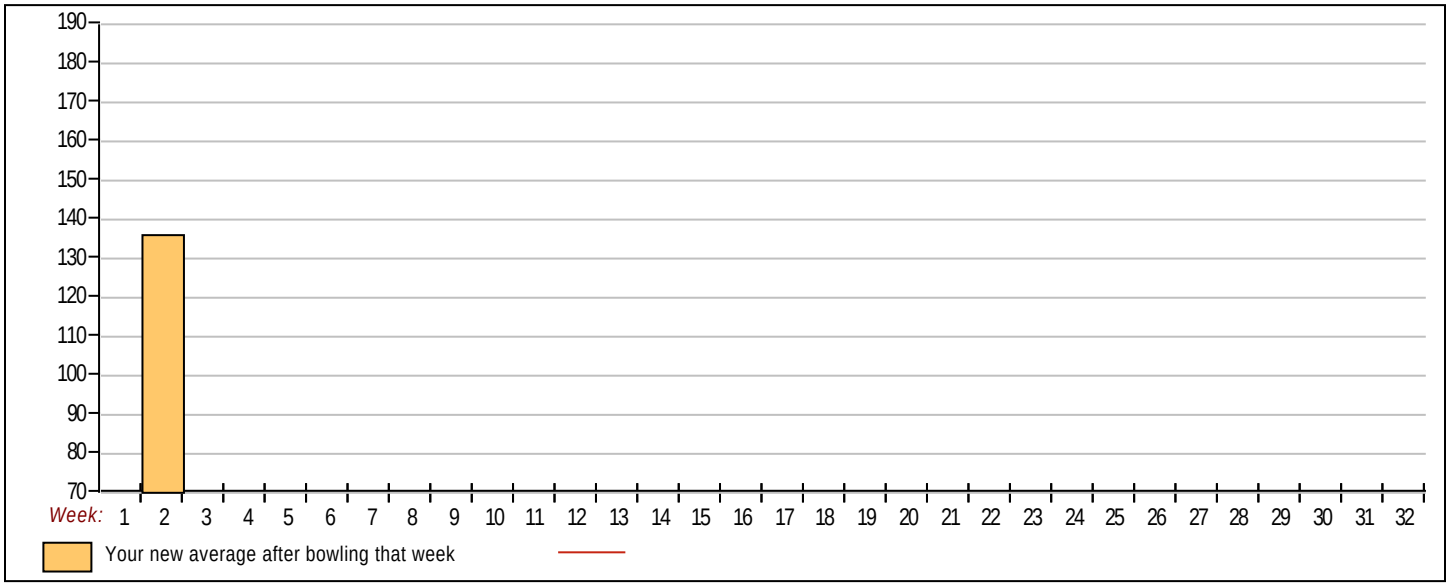




BLS-2026/PRO 38.04.09 licensed to Check Wong

# Chinese Bowling Club

Tuesday 8:35 pm

## Classic Bowling Center

Lanes 1 - 46

*Note: This report includes information through September 8 which is Week 2 of 32*

### Daniel Yu's Bowling Record - Team 32: V.E.D.

| Week No. | Bowling Date | Old Avg | Old HDCP | -1- | -2- | -3- | Total | HDCP Total | Pins | Gms | ---Average Change--- New | - | Old | ---> +/- | | High Game | High Sers | HDCP Game | HDCP Sers |
|---|---|---|---|---|---|---|---|---|---|---|---|---|---|---|---|---|---|---|---|
| 1 | 09/01/26 | bk176 | 35 | 145 | 210 | 202 | 557 | 662 | 557 | 3 | 185.67 | - | 0.00 | = | 185.67 | 210 | 557 | 245 | 662 |
| 2 | 09/08/26 | bk176 | 35 | 178 | 172 | 172 | 522 | 627 | 1079 | 6 | 179.83 | - | 185.67 | = | -5.83 | 210 | 557 | 245 | 662 |

| <100 | 100's | 125's | 150's | 175's | 200's | 225's | 250's | 275's | 300's |
|---|---|---|---|---|---|---|---|---|---|
| | | 1 | 2 | 1 | 2 | | | | |

| <400 | 400's | 450's | 500's | 550's | 600's | 650's | 700's | 750's | 800's |
|---|---|---|---|---|---|---|---|---|---|
| | | | 1 | 1 | | | | | |

| Avg of Game 1 | Avg of Game 2 | Avg of Game 3 |
|---|---|---|
| 161.50 | 191.00 | 187.00 |

High game of 210 on week 1
Low game of 145 on week 1

High series of 557 on week 1
Low series of 522 on week 2

High average of 185.67 after bowling week 1
Low average of 179.83 after bowling week 2

High Scores by Game

Game #1: 178 on week 2 Game #2: 210 on week 1 Game #3: 202 on week 1

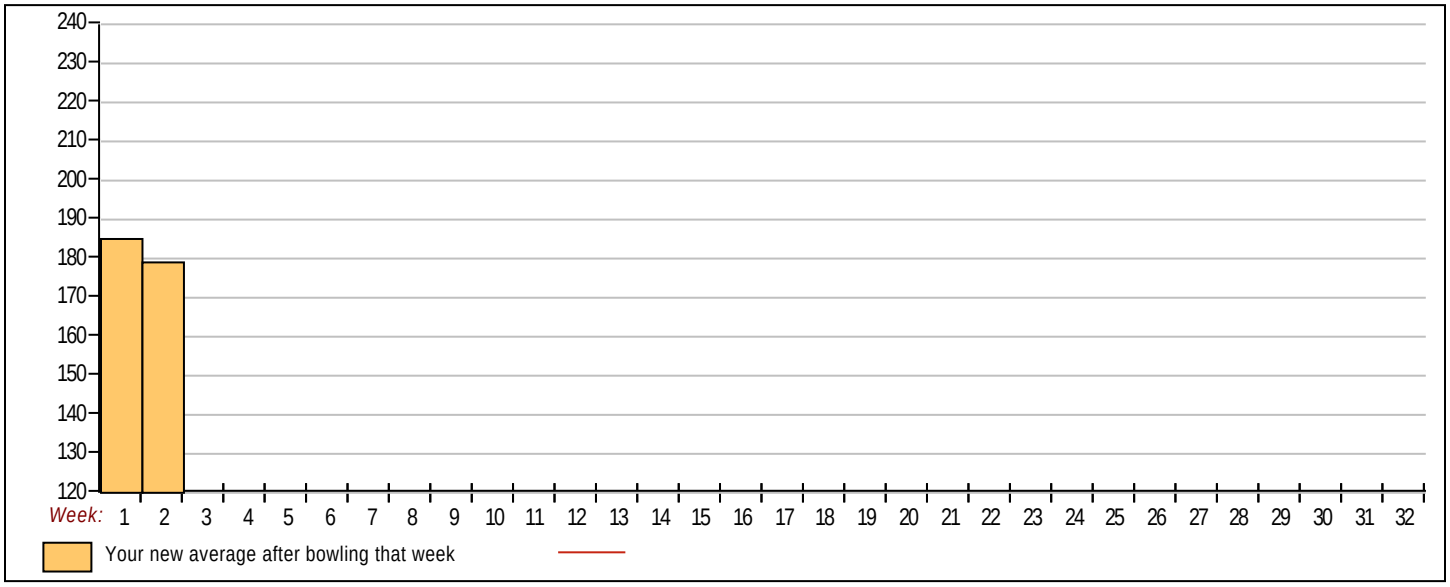




BLS-2026/PRO 38.04.09 licensed to Check Wong