

Note: This report includes information through June 17 which is Week 6 of 12

**Check Wong's Bowling Record - Team 7: Team 7**

Week No.	Bowling Date	Old Avg	Old HDCP	-1-	-2-	-3-	Total	HDCP Total	Pins	Gms	---Average Change---			High Game	High Sers	HDCP Game	HDCP Sers		
											New	Old	---> +/-						
1	05/13/26	bk154	0				0	0	0	0	-	0.00	=	0.00	0	0			
2	05/20/26	bk154	52	145	159	167	471	627	471	3	157.00	-	0.00	=	157.00	167	471	219	627
3	05/27/26	bk154	0				0	0	471	3	157.00	-	157.00	=	0.00	167	471	219	627
4	06/03/26	bk154	52	134	179	172	485	641	956	6	159.33	-	157.00	=	2.33	179	485	231	641
5	06/10/26	bk154	52	139	149	208	496	652	1452	9	161.33	-	159.33	=	2.00	208	496	260	652
6	06/17/26	161	47	134	159	142	435	576	1887	12	157.25	-	161.33	=	-4.08	208	496	260	652

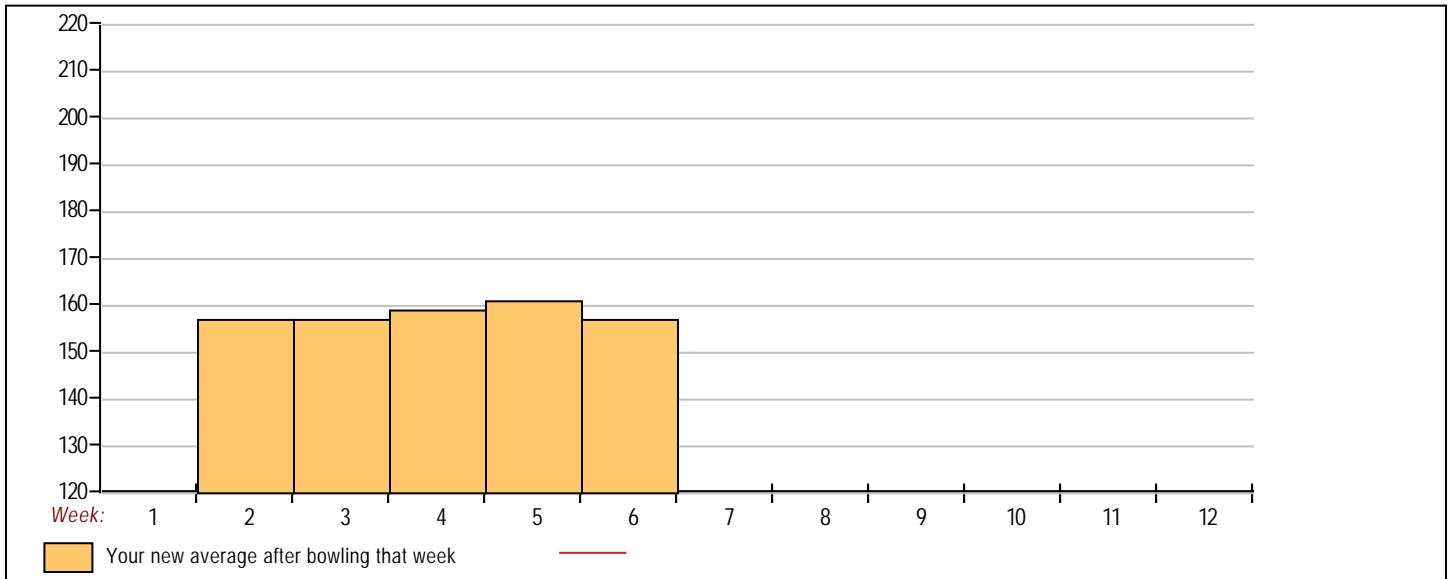


<u>&lt;100</u>	<u>100's</u>	<u>125's</u>	<u>150's</u>	<u>175's</u>	<u>200's</u>	<u>225's</u>	<u>250's</u>	<u>275's</u>	<u>300's</u>
		6	4	1	1				
<u>&lt;400</u>	<u>400's</u>	<u>450's</u>	<u>500's</u>	<u>550's</u>	<u>600's</u>	<u>650's</u>	<u>700's</u>	<u>750's</u>	<u>800's</u>
	1	3							

<u>Avg of Game 1</u>	<u>Avg of Game 2</u>	<u>Avg of Game 3</u>
138.00	161.50	172.25

High game of 208 on week 5      High series of 496 on week 5      High average of 161.33 after bowling week 5  
 Low game of 134 on week 4      Low series of 435 on week 6      Low average of 157.00 after bowling week 2

High Scores by Game  
 Game #1: 145 on week 2    Game #2: 179 on week 4    Game #3: 208 on week 5



Note: This report includes information through June 17 which is Week 6 of 12

**Jimmy Yeung's Bowling Record - Team 7: Team 7**

Week No.	Bowling Date	Old Avg	Old HDCP	-1-	-2-	-3-	Total	HDCP Total	Pins	Gms	---Average Change---			High Game	High Sers	HDCP Game	HDCP Sers		
											New	Old	---> +/-						
1	05/13/26	bk162	46	195	118	200	513	651	513	3	171.00	-	0.00	=	171.00	200	513	246	651
2	05/20/26	bk162	46	a162	a162	a162	486	624	513	3	171.00	-	171.00	=	0.00	200	513	246	651
3	05/27/26	bk162	46	161	157	142	460	598	973	6	162.17	-	171.00	=	-8.83	200	513	246	651
4	06/03/26	bk162	46	a162	a162	a162	486	624	973	6	162.17	-	162.17	=	0.00	200	513	246	651
5	06/10/26	bk162	46	a162	a162	a162	486	624	973	6	162.17	-	162.17	=	0.00	200	513	246	651
6	06/17/26	bk162	46	209	166	155	530	668	1503	9	167.00	-	162.17	=	4.83	209	530	255	668

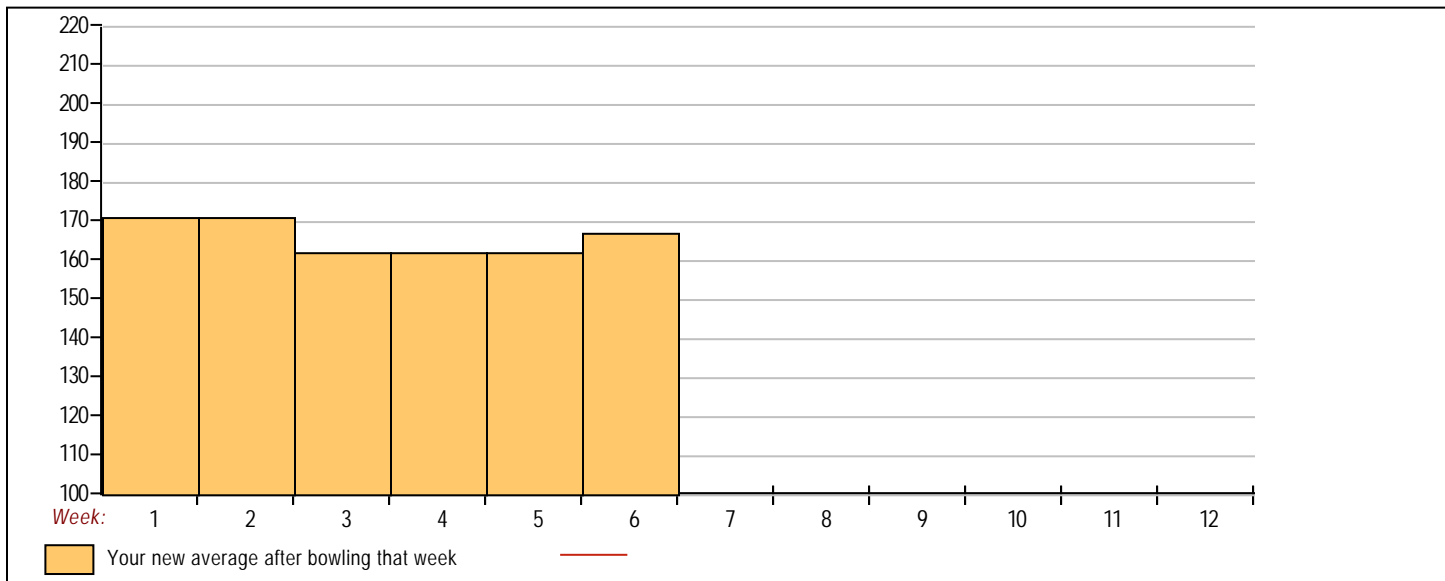


<u>&lt;100</u>	<u>100's</u>	<u>125's</u>	<u>150's</u>	<u>175's</u>	<u>200's</u>	<u>225's</u>	<u>250's</u>	<u>275's</u>	<u>300's</u>
	1	1	4	1	2				
<u>&lt;400</u>	<u>400's</u>	<u>450's</u>	<u>500's</u>	<u>550's</u>	<u>600's</u>	<u>650's</u>	<u>700's</u>	<u>750's</u>	<u>800's</u>
		1	2						

<u>Avg of Game 1</u>	<u>Avg of Game 2</u>	<u>Avg of Game 3</u>
188.33	147.00	165.67

High game of 209 on week 6      High series of 530 on week 6      High average of 171.00 after bowling week 1  
 Low game of 118 on week 1      Low series of 460 on week 3      Low average of 162.17 after bowling week 3

High Scores by Game  
 Game #1: 209 on week 6    Game #2: 166 on week 6    Game #3: 200 on week 1



Note: This report includes information through June 17 which is Week 6 of 12

**Kevin Yeung's Bowling Record - Team 7: Team 7**

Week No.	Bowling Date	Old Avg	Old HDCP	-			Total	HDCP Total	Pins	Gms	---Average Change---			High Game	High Sers	HDCP Game	HDCP Sers		
				-1-	-2-	-3-					New	Old	---> +/-						
1	05/13/26	bk178	33	168	199	158	525	624	525	3	175.00	-	0.00	=	175.00	199	525	232	624
2	05/20/26	bk178	33	176	230	161	567	666	1092	6	182.00	-	175.00	=	7.00	230	567	263	666
3	05/27/26	bk178	33	155	170	206	531	630	1623	9	180.33	-	182.00	=	-1.67	230	567	263	666
4	06/03/26	180	32	207	174	157	538	634	2161	12	180.08	-	180.33	=	-0.25	230	567	263	666
5	06/10/26	180	32	162	195	144	501	597	2662	15	177.47	-	180.08	=	-2.62	230	567	263	666
6	06/17/26	177	34	182	171	176	529	631	3191	18	177.28	-	177.47	=	-0.19	230	567	263	666

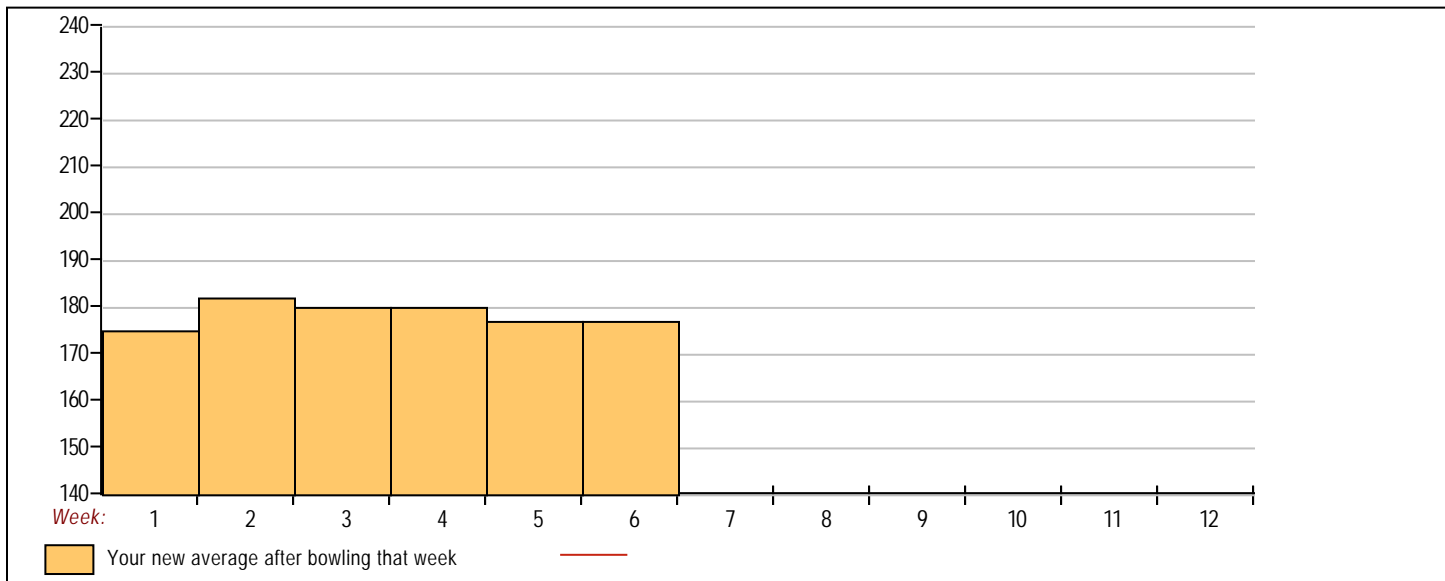


<u>&lt;100</u>	<u>100's</u>	<u>125's</u>	<u>150's</u>	<u>175's</u>	<u>200's</u>	<u>225's</u>	<u>250's</u>	<u>275's</u>	<u>300's</u>
		1	9	5	2	1			
<u>&lt;400</u>	<u>400's</u>	<u>450's</u>	<u>500's</u>	<u>550's</u>	<u>600's</u>	<u>650's</u>	<u>700's</u>	<u>750's</u>	<u>800's</u>
			5	1					

<u>Avg of Game 1</u>	<u>Avg of Game 2</u>	<u>Avg of Game 3</u>
175.00	189.83	167.00

High game of 230 on week 2      High series of 567 on week 2      High average of 182.00 after bowling week 2  
 Low game of 144 on week 5      Low series of 501 on week 5      Low average of 175.00 after bowling week 1

High Scores by Game  
 Game #1: 207 on week 4    Game #2: 230 on week 2    Game #3: 206 on week 3



Note: This report includes information through June 17 which is Week 6 of 12

**Duy Ton-That's Bowling Record - Team 7: Team 7**

Week No.	Bowling Date	Old Avg	Old HDCP	-1-	-2-	-3-	Total	HDCP Total	Pins	Gms	---Average Change---			High Game	High Sers	HDCP Game	HDCP Sers		
											New - Old	--->	+/-						
1	05/13/26	bk220	0				0	0	0	0	-	0.00	=	0.00	0	0			
2	05/20/26	bk220	0				0	0	0	0	-	0.00	=	0.00	0	0			
3	05/27/26	bk220	0	174	235	203	612	612	612	3	204.00	-	0.00	=	204.00	235	612	235	612
4	06/03/26	bk220	0				0	0	612	3	204.00	-	204.00	=	0.00	235	612	235	612
5	06/10/26	bk220	0				0	0	612	3	204.00	-	204.00	=	0.00	235	612	235	612
6	06/17/26	bk220	0				0	0	612	3	204.00	-	204.00	=	0.00	235	612	235	612



<u>&lt;100</u>	<u>100's</u>	<u>125's</u>	<u>150's</u>	<u>175's</u>	<u>200's</u>	<u>225's</u>	<u>250's</u>	<u>275's</u>	<u>300's</u>
			1		1	1			
<u>&lt;400</u>	<u>400's</u>	<u>450's</u>	<u>500's</u>	<u>550's</u>	<u>600's</u>	<u>650's</u>	<u>700's</u>	<u>750's</u>	<u>800's</u>
					1				

<u>Avg of Game 1</u>	<u>Avg of Game 2</u>	<u>Avg of Game 3</u>
174.00	235.00	203.00

High game of 235 on week 3      High series of 612 on week 3      High average of 204.00 after bowling week 3  
 Low game of 174 on week 3      Low series of 612 on week 3      Low average of 204.00 after bowling week 3

High Scores by Game  
 Game #1: 174 on week 3    Game #2: 235 on week 3    Game #3: 203 on week 3

