

Note: This report includes information through June 17 which is Week 6 of 12

Lani Chin's Bowling Record - Team 4: Team 4

Week No.	Bowling Date	Old Avg	Old HDCP	-			Total	HDCP Total	Pins	Gms	---Average Change---			High Game	High Sers	HDCP Game	HDCP Sers		
				-1-	-2-	-3-					New	Old	---> +/-						
1	05/13/26	bk146	59	144	162	178	484	661	484	3	161.33	-	0.00	=	161.33	178	484	237	661
2	05/20/26	bk146	59	166	150	148	464	641	948	6	158.00	-	161.33	=	-3.33	178	484	237	661
3	05/27/26	bk146	59	147	157	162	466	643	1414	9	157.11	-	158.00	=	-0.89	178	484	237	661
4	06/03/26	157	50	155	150	161	466	616	1880	12	156.67	-	157.11	=	-0.44	178	484	237	661
5	06/10/26	156	51	133	171	173	477	630	2357	15	157.13	-	156.67	=	0.47	178	484	237	661
6	06/17/26	157	50	157	151	147	455	605	2812	18	156.22	-	157.13	=	-0.91	178	484	237	661

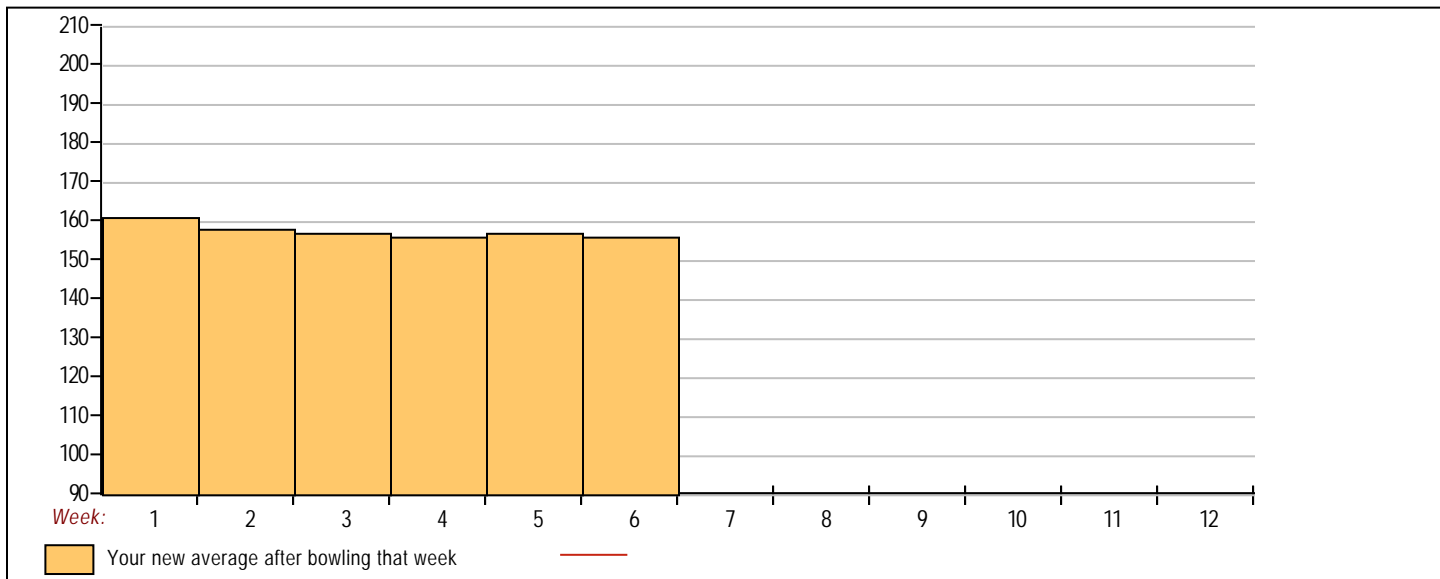


<u><100</u>	<u>100's</u>	<u>125's</u>	<u>150's</u>	<u>175's</u>	<u>200's</u>	<u>225's</u>	<u>250's</u>	<u>275's</u>	<u>300's</u>
		5	12	1					
<u><400</u>	<u>400's</u>	<u>450's</u>	<u>500's</u>	<u>550's</u>	<u>600's</u>	<u>650's</u>	<u>700's</u>	<u>750's</u>	<u>800's</u>
		6							

<u>Avg of Game 1</u>	<u>Avg of Game 2</u>	<u>Avg of Game 3</u>
150.33	156.83	161.50

High game of 178 on week 1 High series of 484 on week 1 High average of 161.33 after bowling week 1
 Low game of 133 on week 5 Low series of 455 on week 6 Low average of 156.22 after bowling week 6

High Scores by Game
 Game #1: 166 on week 2 Game #2: 171 on week 5 Game #3: 178 on week 1



Note: This report includes information through June 17 which is Week 6 of 12

Kenneth Nip's Bowling Record - Team 4: Team 4

Week No.	Bowling Date	Old Avg	Old HDCP	-1-	-2-	-3-	Total	HDCP Total	Pins	Gms	---Average Change---			High Game	High Sers	HDCP Game	HDCP Sers	
											New - Old	--->	+/-					
1	05/13/26	bk158	0				0	0	0	0		- 0.00	= 0.00	0	0			
2	05/20/26	bk158	0				0	0	0	0		- 0.00	= 0.00	0	0			
3	05/27/26	bk158	0				0	0	0	0		- 0.00	= 0.00	0	0			
4	06/03/26	bk158	49	172	136	148	456	603	456	3		152.00	- 0.00	= 152.00	172	456	221	603
5	06/10/26	bk158	0				0	0	456	3		152.00	- 152.00	= 0.00	172	456	221	603
6	06/17/26	bk158	49	154	208	160	522	669	978	6		163.00	- 152.00	= 11.00	208	522	257	669



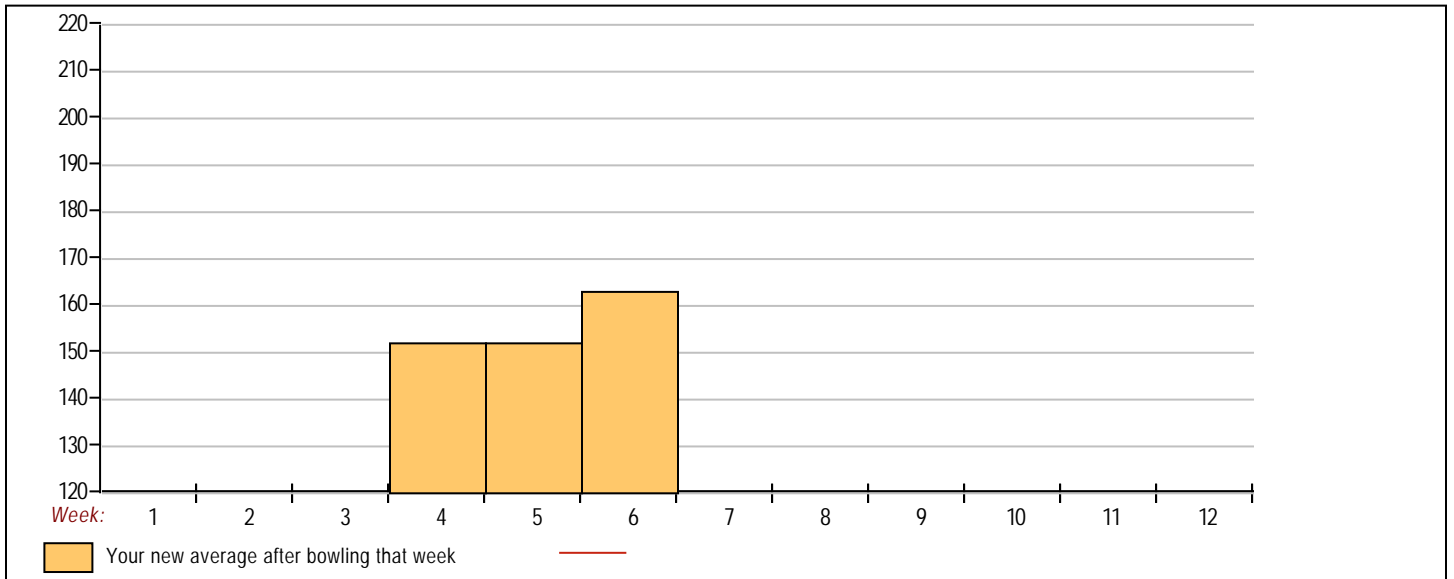
<u><100</u>	<u>100's</u>	<u>125's</u>	<u>150's</u>	<u>175's</u>	<u>200's</u>	<u>225's</u>	<u>250's</u>	<u>275's</u>	<u>300's</u>
		2	3		1				
<u><400</u>	<u>400's</u>	<u>450's</u>	<u>500's</u>	<u>550's</u>	<u>600's</u>	<u>650's</u>	<u>700's</u>	<u>750's</u>	<u>800's</u>
		1	1						

<u>Avg of Game 1</u>	<u>Avg of Game 2</u>	<u>Avg of Game 3</u>
163.00	172.00	154.00

High game of 208 on week 6 High series of 522 on week 6 High average of 163.00 after bowling week 6
 Low game of 136 on week 4 Low series of 456 on week 4 Low average of 152.00 after bowling week 4

High Scores by Game

Game #1: 172 on week 4 Game #2: 208 on week 6 Game #3: 160 on week 6



Note: This report includes information through June 17 which is Week 6 of 12

Benjie Aldeguer's Bowling Record - Team 4: Team 4

Week No.	Bowling Date	Old Avg	Old HDCP	-			Total	HDCP Total	Pins	Gms	---Average Change---			High Game	High Sers	HDCP Game	HDCP Sers		
				-1-	-2-	-3-					New - Old	--->	+/-						
1	05/13/26	bk186	27	181	165	171	517	598	517	3	172.33	-	0.00	=	172.33	181	517	208	598
2	05/20/26	bk186	27	169	217	184	570	651	1087	6	181.17	-	172.33	=	8.83	217	570	244	651
3	05/27/26	bk186	27	223	260	176	659	740	1746	9	194.00	-	181.17	=	12.83	260	659	287	740
4	06/03/26	194	20	195	181	148	524	584	2270	12	189.17	-	194.00	=	-4.83	260	659	287	740
5	06/10/26	189	24	164	186	192	542	614	2812	15	187.47	-	189.17	=	-1.70	260	659	287	740
6	06/17/26	187	26	174	171	160	505	583	3317	18	184.28	-	187.47	=	-3.19	260	659	287	740

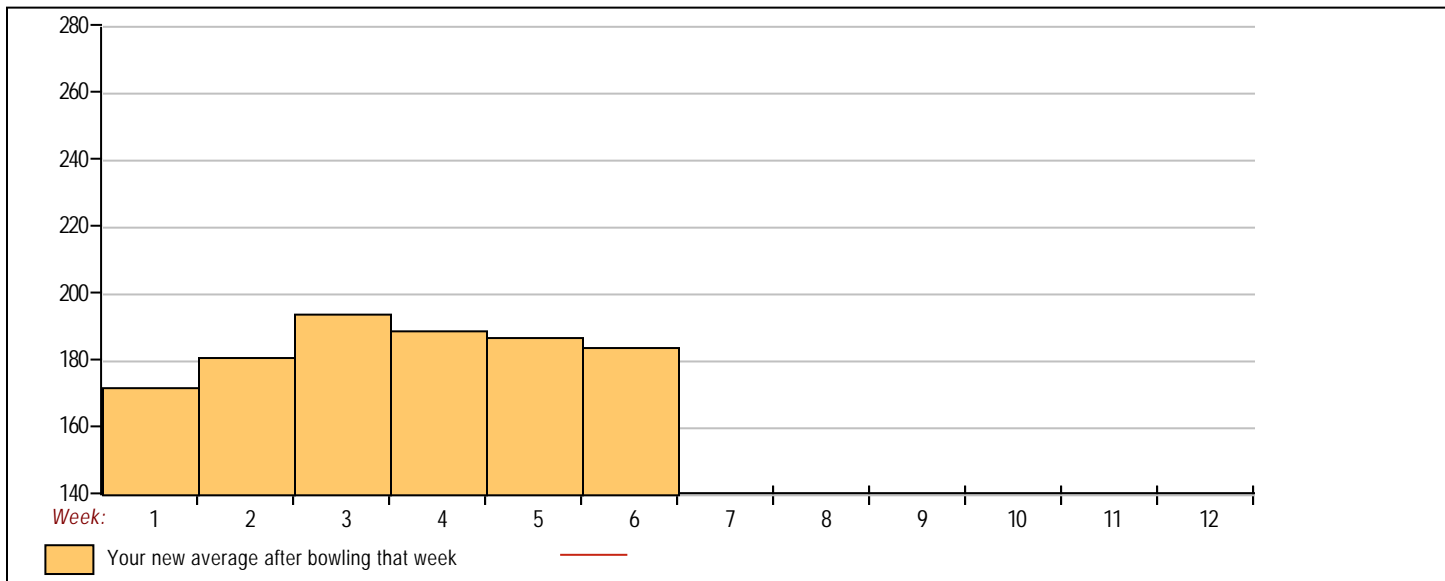


<u><100</u>	<u>100's</u>	<u>125's</u>	<u>150's</u>	<u>175's</u>	<u>200's</u>	<u>225's</u>	<u>250's</u>	<u>275's</u>	<u>300's</u>
		1	7	7	2		1		
<u><400</u>	<u>400's</u>	<u>450's</u>	<u>500's</u>	<u>550's</u>	<u>600's</u>	<u>650's</u>	<u>700's</u>	<u>750's</u>	<u>800's</u>
			4	1		1			

<u>Avg of Game 1</u>	<u>Avg of Game 2</u>	<u>Avg of Game 3</u>
184.33	196.67	171.83

High game of 260 on week 3 High series of 659 on week 3 High average of 194.00 after bowling week 3
 Low game of 148 on week 4 Low series of 505 on week 6 Low average of 172.33 after bowling week 1

High Scores by Game
 Game #1: 223 on week 3 Game #2: 260 on week 3 Game #3: 192 on week 5



Note: This report includes information through June 17 which is Week 6 of 12

Jason Wu's Bowling Record - Team 4: Team 4

Week No.	Bowling Date	Old Avg	Old HDCP	-1-	-2-	-3-	Total	HDCP Total	Pins	Gms	---Average Change---			High Game	High Sers	HDCP Game	HDCP Sers
											New	Old	---> +/-				
1	05/13/26	192	22	186	181	210	577	643	577	3	192.33	-	0.00	=	192.33	210	577
2	05/20/26	192	22	a192	a192	a192	576	642	577	3	192.33	-	192.33	=	0.00	210	577
3	05/27/26	191	23	188	226	160	574	643	1151	6	191.83	-	192.33	=	-0.50	226	577
4	06/03/26	191	0				0	0	1151	6	191.83	-	191.83	=	0.00	226	577
5	06/10/26	189	24	167	202	189	558	630	1709	9	189.89	-	191.83	=	-1.94	226	577
6	06/17/26	189	24				0	0	1709	9	189.89	-	189.89	=	0.00	226	577



<u><100</u>	<u>100's</u>	<u>125's</u>	<u>150's</u>	<u>175's</u>	<u>200's</u>	<u>225's</u>	<u>250's</u>	<u>275's</u>	<u>300's</u>
			2	4	2	1			
<u><400</u>	<u>400's</u>	<u>450's</u>	<u>500's</u>	<u>550's</u>	<u>600's</u>	<u>650's</u>	<u>700's</u>	<u>750's</u>	<u>800's</u>
				3					

<u>Avg of Game 1</u>	<u>Avg of Game 2</u>	<u>Avg of Game 3</u>
180.33	203.00	186.33

High game of 226 on week 3 High series of 577 on week 1 High average of 192.33 after bowling week 1
 Low game of 160 on week 3 Low series of 558 on week 5 Low average of 189.89 after bowling week 5

High Scores by Game
 Game #1: 188 on week 3 Game #2: 226 on week 3 Game #3: 210 on week 1

