

Note: This report includes information through June 17 which is Week 6 of 12

Krystal Chan's Bowling Record - Team 3: 2 Chan's & a Chen

Week No.	Bowling Date	Old Avg	Old HDCP	-1-	-2-	-3-	Total	HDCP Total	Pins	Gms	---Average Change---			High Game	High Sers	HDCP Game	HDCP Sers		
											New	Old	---> +/-						
1	05/13/26	bk169	40	148	149	122	419	539	419	3	139.67	-	0.00	=	139.67	149	419	189	539
2	05/20/26	bk169	0				0	0	419	3	139.67	-	139.67	=	0.00	149	419	189	539
3	05/27/26	bk169	40	188	135	175	498	618	917	6	152.83	-	139.67	=	13.17	188	498	228	618
4	06/03/26	bk169	0				0	0	917	6	152.83	-	152.83	=	0.00	188	498	228	618
5	06/10/26	bk169	40	170	153	149	472	592	1389	9	154.33	-	152.83	=	1.50	188	498	228	618
6	06/17/26	159	48	167	152	157	476	620	1865	12	155.42	-	154.33	=	1.08	188	498	228	620

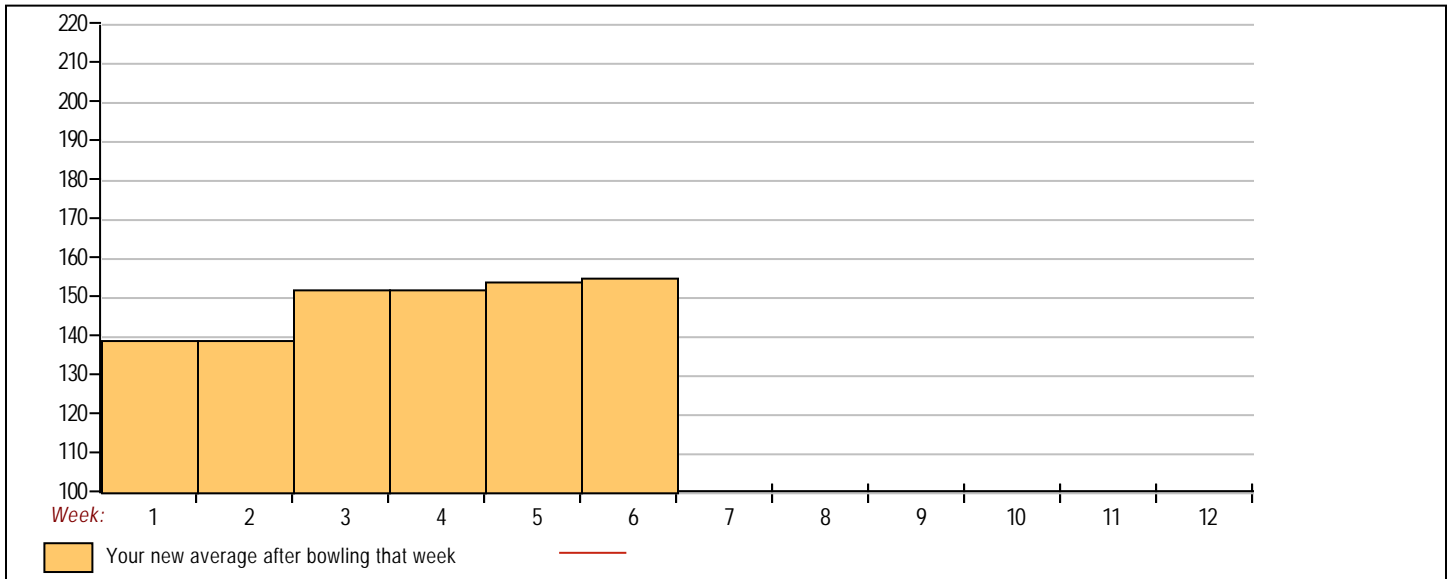


<u><100</u>	<u>100's</u>	<u>125's</u>	<u>150's</u>	<u>175's</u>	<u>200's</u>	<u>225's</u>	<u>250's</u>	<u>275's</u>	<u>300's</u>
	1	4	5	2					
<u><400</u>	<u>400's</u>	<u>450's</u>	<u>500's</u>	<u>550's</u>	<u>600's</u>	<u>650's</u>	<u>700's</u>	<u>750's</u>	<u>800's</u>
	1	3							

Avg of Game 1 **Avg of Game 2** **Avg of Game 3**
 168.25 147.25 150.75

High game of 188 on week 3 High series of 498 on week 3 High average of 155.42 after bowling week 6
 Low game of 122 on week 1 Low series of 419 on week 1 Low average of 139.67 after bowling week 1

High Scores by Game
 Game #1: 188 on week 3 Game #2: 153 on week 5 Game #3: 175 on week 3



Note: This report includes information through June 17 which is Week 6 of 12

Alyssa Chan's Bowling Record - Team 3: 2 Chan's & a Chen

Week No.	Bowling Date	Old Avg	Old HDCP	-1- -2- -3-			Total	HDCP Total	Pins	Gms	---Average Change---			High Game	High Sers	HDCP Game	HDCP Sers
											New - Old	--->	+/-				
1	05/13/26	bk154	52	144	167	134	445	601	445	3	148.33	- 0.00	= 148.33	167	445	219	601
2	05/20/26	bk154	52	a154	a154	a154	462	618	445	3	148.33	- 148.33	= 0.00	167	445	219	601
3	05/27/26	bk154	52	169	151	169	489	645	934	6	155.67	- 148.33	= 7.33	169	489	221	645
4	06/03/26	bk154	52	192	130	182	504	660	1438	9	159.78	- 155.67	= 4.11	192	504	244	660
5	06/10/26	159	48	147	202	153	502	646	1940	12	161.67	- 159.78	= 1.89	202	504	250	660
6	06/17/26	161	47	185	187	176	548	689	2488	15	165.87	- 161.67	= 4.20	202	548	250	689

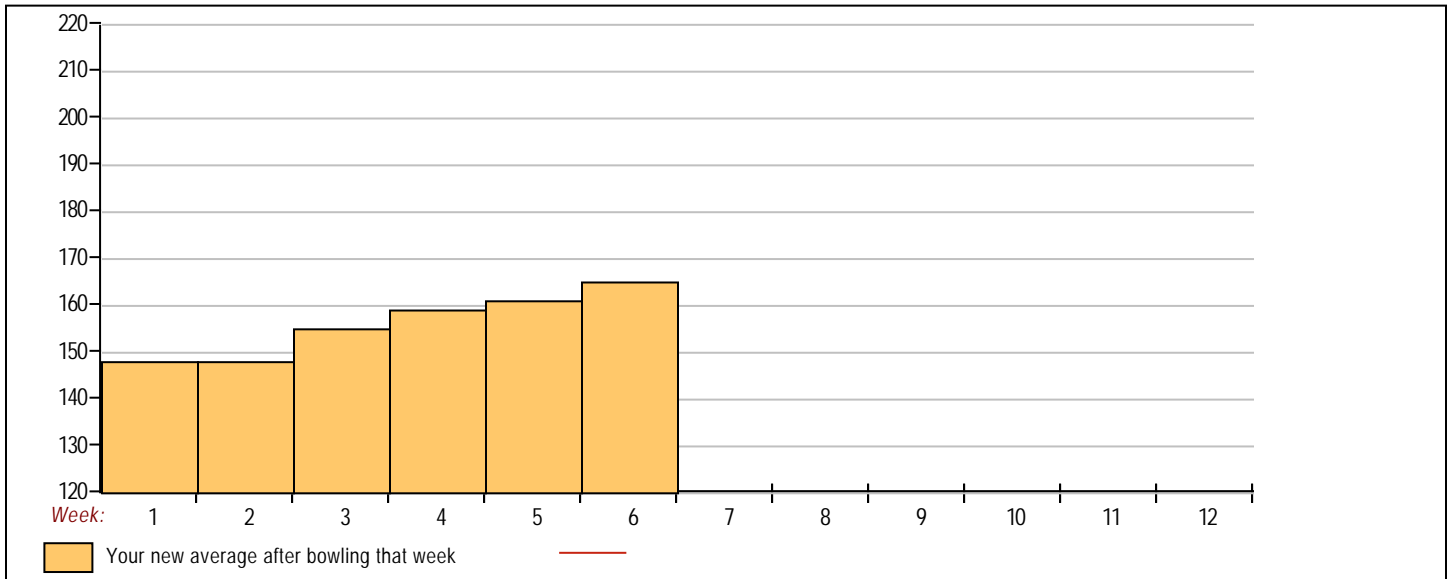


<u><100</u>	<u>100's</u>	<u>125's</u>	<u>150's</u>	<u>175's</u>	<u>200's</u>	<u>225's</u>	<u>250's</u>	<u>275's</u>	<u>300's</u>
		4	5	5	1				
<u><400</u>	<u>400's</u>	<u>450's</u>	<u>500's</u>	<u>550's</u>	<u>600's</u>	<u>650's</u>	<u>700's</u>	<u>750's</u>	<u>800's</u>
	1	1	3						

<u>Avg of Game 1</u>	<u>Avg of Game 2</u>	<u>Avg of Game 3</u>
167.40	167.40	162.80

High game of 202 on week 5 High series of 548 on week 6 High average of 165.87 after bowling week 6
 Low game of 130 on week 4 Low series of 445 on week 1 Low average of 148.33 after bowling week 1

High Scores by Game
 Game #1: 192 on week 4 Game #2: 202 on week 5 Game #3: 182 on week 4



Note: This report includes information through June 17 which is Week 6 of 12

David Chen's Bowling Record - Team 3: 2 Chan's & a Chen

Week No.	Bowling Date	Old Avg	Old HDCP	-			Total	HDCP Total	Pins	Gms	---Average Change---			High Game	High Sers	HDCP Game	HDCP Sers		
				-1-	-2-	-3-					New	Old	---> +/-						
1	05/13/26	bk207	10	193	194	186	573	603	573	3	191.00	-	0.00	=	191.00	194	573	204	603
2	05/20/26	bk207	10	235	226	190	651	681	1224	6	204.00	-	191.00	=	13.00	235	651	245	681
3	05/27/26	bk207	10	191	201	179	571	601	1795	9	199.44	-	204.00	=	-4.56	235	651	245	681
4	06/03/26	199	16	214	189	201	604	652	2399	12	199.92	-	199.44	=	0.47	235	651	245	681
5	06/10/26	199	16	195	235	225	655	703	3054	15	203.60	-	199.92	=	3.68	235	655	251	703
6	06/17/26	203	13	258	259	218	735	774	3789	18	210.50	-	203.60	=	6.90	259	735	272	774

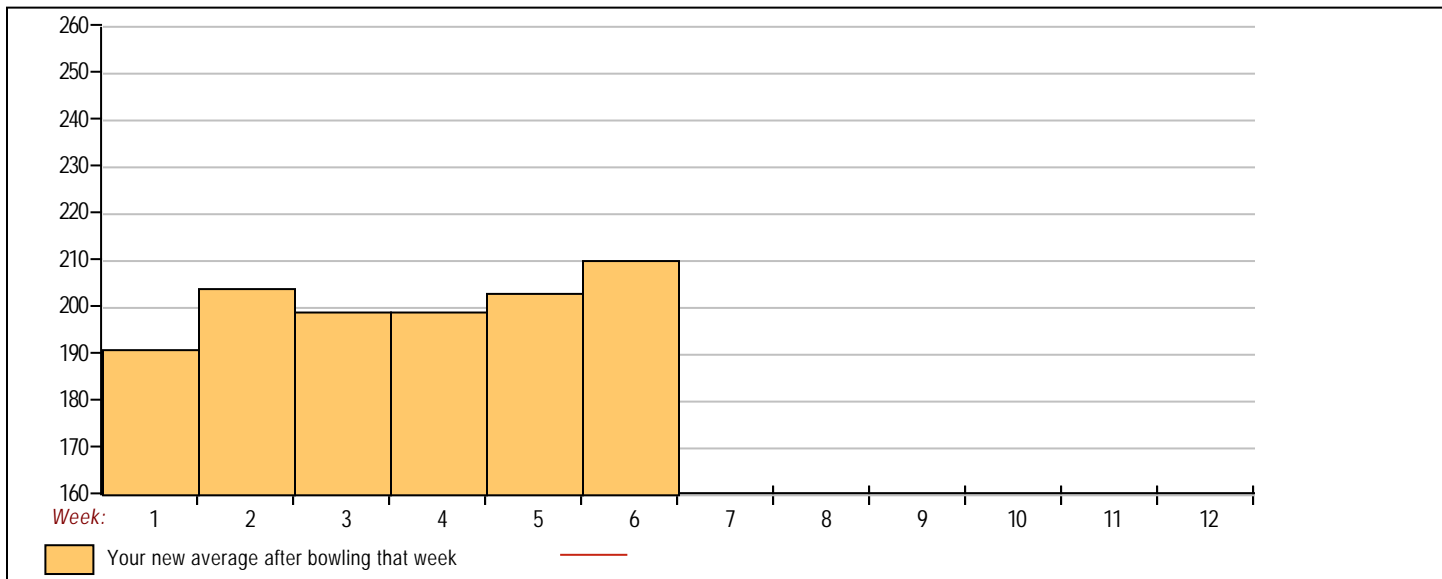


<u><100</u>	<u>100's</u>	<u>125's</u>	<u>150's</u>	<u>175's</u>	<u>200's</u>	<u>225's</u>	<u>250's</u>	<u>275's</u>	<u>300's</u>
				8	4	4	2		
<u><400</u>	<u>400's</u>	<u>450's</u>	<u>500's</u>	<u>550's</u>	<u>600's</u>	<u>650's</u>	<u>700's</u>	<u>750's</u>	<u>800's</u>
				2	1	2	1		

<u>Avg of Game 1</u>	<u>Avg of Game 2</u>	<u>Avg of Game 3</u>
214.33	217.33	199.83

High game of 259 on week 6 High series of 735 on week 6 High average of 210.50 after bowling week 6
 Low game of 179 on week 3 Low series of 571 on week 3 Low average of 191.00 after bowling week 1

High Scores by Game
 Game #1: 258 on week 6 Game #2: 259 on week 6 Game #3: 225 on week 5



Note: This report includes information through June 17 which is Week 6 of 12

Albert Wong's Bowling Record - Team 3: 2 Chan's & a Chen

Week No.	Bowling Date	Old Avg	Old HDCP	-1-	-2-	-3-	Total	HDCP Total	Pins	Gms	---Average Change---			High Game	High Sers	HDCP Game	HDCP Sers		
											New	Old	+/-						
2	05/20/26	bk182	30	129	173	163	465	555	465	3	155.00	-	0.00	=	155.00	173	465	203	555
3	05/27/26	bk182	0				0	0	465	3	155.00	-	155.00	=	0.00	173	465	203	555
4	06/03/26	bk182	30	190	168	140	498	588	963	6	160.50	-	155.00	=	5.50	190	498	220	588
5	06/10/26	bk182	0				0	0	963	6	160.50	-	160.50	=	0.00	190	498	220	588
6	06/17/26	bk182	30				0	0	963	6	160.50	-	160.50	=	0.00	190	498	220	588



<u><100</u>	<u>100's</u>	<u>125's</u>	<u>150's</u>	<u>175's</u>	<u>200's</u>	<u>225's</u>	<u>250's</u>	<u>275's</u>	<u>300's</u>
		2	3	1					
<u><400</u>	<u>400's</u>	<u>450's</u>	<u>500's</u>	<u>550's</u>	<u>600's</u>	<u>650's</u>	<u>700's</u>	<u>750's</u>	<u>800's</u>
		2							

<u>Avg of Game 1</u>	<u>Avg of Game 2</u>	<u>Avg of Game 3</u>
159.50	170.50	151.50

High game of 190 on week 4 High series of 498 on week 4 High average of 160.50 after bowling week 4
 Low game of 129 on week 2 Low series of 465 on week 2 Low average of 155.00 after bowling week 2

High Scores by Game
 Game #1: 190 on week 4 Game #2: 173 on week 2 Game #3: 163 on week 2

