

Note: This report includes information through June 17 which is Week 6 of 12

**Anthony Cardenas's Bowling Record - Team 22: Team 22**

Week No.	Bowling Date	Old Avg	Old HDCP	-			Total	HDCP Total	Pins	Gms	---Average Change---			High Game	High Sers	HDCP Game	HDCP Sers		
				-1-	-2-	-3-					New	Old	---> +/-						
1	05/13/26	112	86	96	100	141	337	595	337	3	112.33	-	0.00	=	112.33	141	337		
2	05/20/26	119	80	154	133	90	377	617	714	6	119.00	-	112.33	=	6.67	154	377		
3	05/27/26	118	81	98	132	122	352	595	1066	9	118.44	-	119.00	=	-0.56	154	377		
4	06/03/26	118	81	127	142	143	412	655	1478	12	123.17	-	118.44	=	4.72	154	412	224	655
5	06/10/26	123	77	106	143	75	324	555	1802	15	120.13	-	123.17	=	-3.03	154	412	224	655
6	06/17/26	120	80	122	121	126	369	609	2171	18	120.61	-	120.13	=	0.48	154	412	224	655

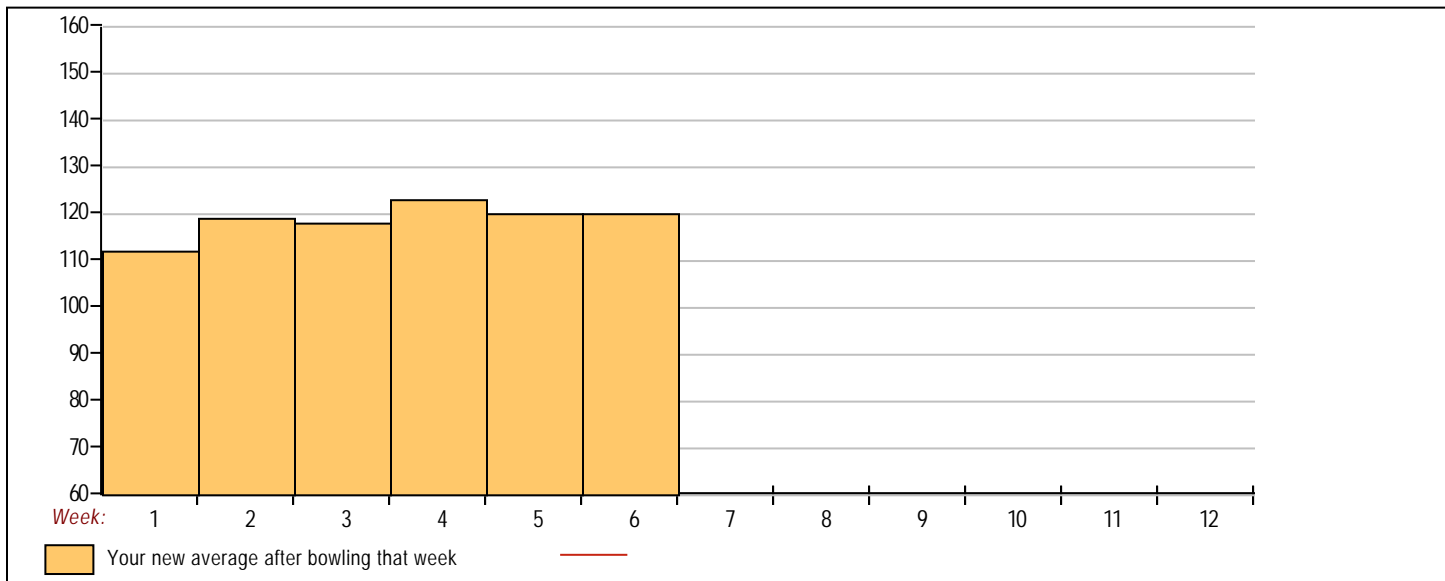


<u>&lt;100</u>	<u>100's</u>	<u>125's</u>	<u>150's</u>	<u>175's</u>	<u>200's</u>	<u>225's</u>	<u>250's</u>	<u>275's</u>	<u>300's</u>
4	5	8	1						
<u>&lt;400</u>	<u>400's</u>	<u>450's</u>	<u>500's</u>	<u>550's</u>	<u>600's</u>	<u>650's</u>	<u>700's</u>	<u>750's</u>	<u>800's</u>
5	1								

<u>Avg of Game 1</u>	<u>Avg of Game 2</u>	<u>Avg of Game 3</u>
117.17	128.50	116.17

High game of 154 on week 2      High series of 412 on week 4      High average of 123.17 after bowling week 4  
 Low game of 75 on week 5      Low series of 324 on week 5      Low average of 112.33 after bowling week 1

High Scores by Game  
 Game #1: 154 on week 2    Game #2: 143 on week 5    Game #3: 143 on week 4



Note: This report includes information through June 17 which is Week 6 of 12

**Alon Evans's Bowling Record - Team 22: Team 22**

Week No.	Bowling Date	Old Avg	Old HDCP	-			Total	HDCP Total	Pins	Gms	---Average Change---			High Game	High Sers	HDCP Game	HDCP Sers		
				-1-	-2-	-3-					New - Old	--->	+/-						
1	05/13/26	bk153	53	158	174	107	439	598	439	3	146.33	-	0.00	=	146.33	174	439	227	598
2	05/20/26	bk153	53	112	208	188	508	667	947	6	157.83	-	146.33	=	11.50	208	508	261	667
3	05/27/26	bk153	53	181	201	171	553	712	1500	9	166.67	-	157.83	=	8.83	208	553	261	712
4	06/03/26	166	43	199	134	140	473	602	1973	12	164.42	-	166.67	=	-2.25	208	553	261	712
5	06/10/26	164	44	161	142	164	467	599	2440	15	162.67	-	164.42	=	-1.75	208	553	261	712
6	06/17/26	162	46	137	189	142	468	606	2908	18	161.56	-	162.67	=	-1.11	208	553	261	712

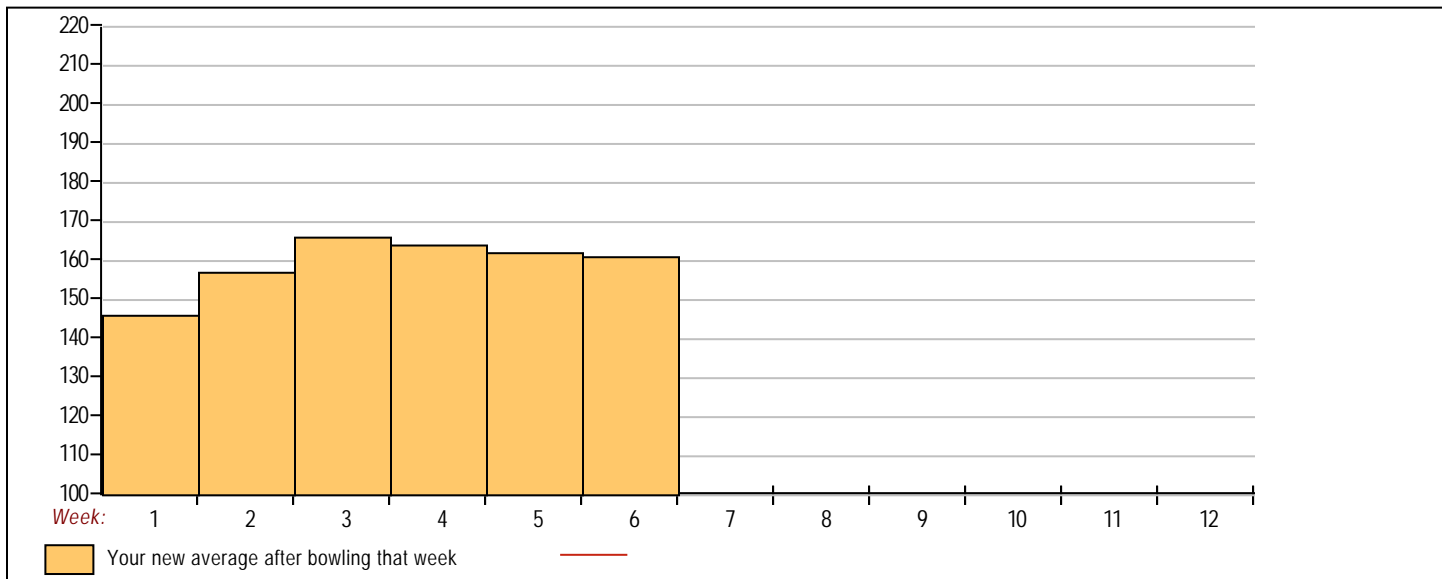


<u>&lt;100</u>	<u>100's</u>	<u>125's</u>	<u>150's</u>	<u>175's</u>	<u>200's</u>	<u>225's</u>	<u>250's</u>	<u>275's</u>	<u>300's</u>
	2	5	5	4	2				
<u>&lt;400</u>	<u>400's</u>	<u>450's</u>	<u>500's</u>	<u>550's</u>	<u>600's</u>	<u>650's</u>	<u>700's</u>	<u>750's</u>	<u>800's</u>
	1	3	1	1					

<u>Avg of Game 1</u>	<u>Avg of Game 2</u>	<u>Avg of Game 3</u>
158.00	174.67	152.00

High game of 208 on week 2      High series of 553 on week 3      High average of 166.67 after bowling week 3  
 Low game of 107 on week 1      Low series of 439 on week 1      Low average of 146.33 after bowling week 1

High Scores by Game  
 Game #1: 199 on week 4    Game #2: 208 on week 2    Game #3: 188 on week 2



Note: This report includes information through June 17 which is Week 6 of 12

**Alex Araya's Bowling Record - Team 22: Team 22**

Week No.	Bowling Date	Old Avg	Old HDCP	-			Total	HDCP Total	Pins	Gms	---Average Change---			High Game	High Sers	HDCP Game	HDCP Sers		
				-1-	-2-	-3-					New	Old	---> +/-						
1	05/13/26	bk157	50	171	170	140	481	631	481	3	160.33	-	0.00	=	160.33	171	481	221	631
2	05/20/26	bk157	50	a157	a157	a157	471	621	481	3	160.33	-	160.33	=	0.00	171	481	221	631
3	05/27/26	bk157	50	120	175	152	447	597	928	6	154.67	-	160.33	=	-5.67	175	481	225	631
4	06/03/26	bk157	50	185	186	192	563	713	1491	9	165.67	-	154.67	=	11.00	192	563	242	713
5	06/10/26	165	44	201	150	150	501	633	1992	12	166.00	-	165.67	=	0.33	201	563	245	713
6	06/17/26	166	43	155	152	179	486	615	2478	15	165.20	-	166.00	=	-0.80	201	563	245	713

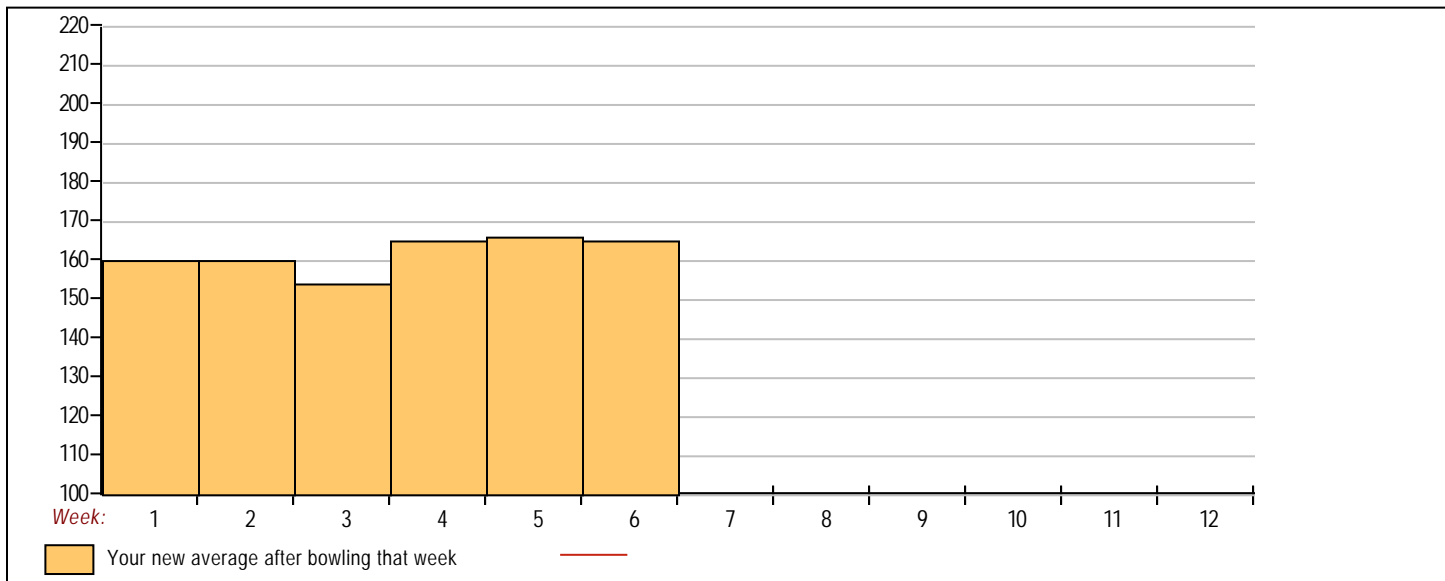


<u>&lt;100</u>	<u>100's</u>	<u>125's</u>	<u>150's</u>	<u>175's</u>	<u>200's</u>	<u>225's</u>	<u>250's</u>	<u>275's</u>	<u>300's</u>
	1	1	7	5	1				
<u>&lt;400</u>	<u>400's</u>	<u>450's</u>	<u>500's</u>	<u>550's</u>	<u>600's</u>	<u>650's</u>	<u>700's</u>	<u>750's</u>	<u>800's</u>
	1	2	1	1					

<u>Avg of Game 1</u>	<u>Avg of Game 2</u>	<u>Avg of Game 3</u>
166.40	166.60	162.60

High game of 201 on week 5      High series of 563 on week 4      High average of 166.00 after bowling week 5  
 Low game of 120 on week 3      Low series of 447 on week 3      Low average of 154.67 after bowling week 3

High Scores by Game  
 Game #1: 201 on week 5    Game #2: 186 on week 4    Game #3: 192 on week 4



Note: This report includes information through June 17 which is Week 6 of 12

**Trayon Campbell's Bowling Record - Team 22: Team 22**

Week No.	Bowling Date	Old Avg	Old HDCP	-1-	-2-	-3-	Total	HDCP		---Average Change---			High Game	High Sers	HDCP Game	HDCP Sers		
								Total	Pins	Gms	New - Old	--->					+/-	
1	05/13/26	bk190	0				0	0	0	0	-	0.00	=	0.00	0	0		
2	05/20/26	bk190	0				0	0	0	0	-	0.00	=	0.00	0	0		
3	05/27/26	bk190	0				0	0	0	0	-	0.00	=	0.00	0	0		
4	06/03/26	bk190	0				0	0	0	0	-	0.00	=	0.00	0	0		
5	06/10/26	bk190	0				0	0	0	0	-	0.00	=	0.00	0	0		
6	06/17/26	bk190	24				0	0	0	0	-	0.00	=	0.00	0	0		



- <100
- 100's
- 125's
- 150's
- 175's
- 200's
- 225's
- 250's
- 275's
- 300's
- <400
- 400's
- 450's
- 500's
- 550's
- 600's
- 650's
- 700's
- 750's
- 800's

Avg of Game 1   Avg of Game 2   Avg of Game 3

High game of 0 on week 0                      High series of 0 on week 0                      High average of 0.00 after bowling week 6  
 Low game of 0 on week 0                      Low series of 0 on week 0                      Low average of 0.00 after bowling week 6

High Scores by Game  
 Game #1: 0 on week 0   Game #2: 0 on week 0   Game #3: 0 on week 0

