

Note: This report includes information through June 17 which is Week 6 of 12

**Nicole Arima's Bowling Record - Team 21: Team 21**

| Week No.                                     | Bowling Date | Old Avg | Old HDCP | Old |     |     | Total | HDCP Total | Pins | Gms | ---Average Change--- |      |        | High Game | High Sers | HDCP Game | HDCP Sers |     |     |
|--|--------------|---------|----------|-----|-----|-----|-------|------------|------|-----|----------------------|------|--------|-----------|-----------|-----------|-----------|-----|-----|
|  |              |         |          | -1- | -2- | -3- |       |            |      |     | New - Old            | ---> | +/-    |           |           |           |           |     |     |
| 1  | 05/13/26     | bk108   | 89       | 109 | 99  | 101 | 309   | 576        | 309  | 3   | 103.00               | -    | 0.00   | =         | 103.00    | 109       | 309       | 198 | 576 |
| ----- Week 2 was bowled after week 3 -----   |              |         |          |     |     |     |       |            |      |     |                      |      |        |           |           |           |           |     |     |
| 2  | 05/20/26     | bk108   | 89       | 103 | 120 | 122 | 345   | 612        | 654  | 6   | 103.00               | -    | 0.00   | =         | 103.00    | 122       | 345       | 211 | 612 |
| Scores were bowled after week 3 for weeks: 2 |              |         |          |     |     |     |       |            |      |     |                      |      |        |           |           |           |           |     |     |
| 3  | 05/27/26     | bk108   | 89       | 143 | 105 | 121 | 369   | 636        | 1023 | 9   | 113.67               | -    | 103.00 | =         | 10.67     | 143       | 369       | 232 | 636 |
| 4  | 06/03/26     | 113     | 85       | 87  | 101 | 140 | 328   | 583        | 1351 | 12  | 112.58               | -    | 113.67 | =         | -1.08     | 143       | 369       | 232 | 636 |
| 5  | 06/10/26     | 112     | 86       | 95  | 103 | 145 | 343   | 601        | 1694 | 15  | 112.93               | -    | 112.58 | =         | 0.35      | 145       | 369       | 232 | 636 |
| 6  | 06/17/26     | 112     | 86       | 91  | 129 | 96  | 316   | 574        | 2010 | 18  | 111.67               | -    | 112.93 | =         | -1.27     | 145       | 369       | 232 | 636 |

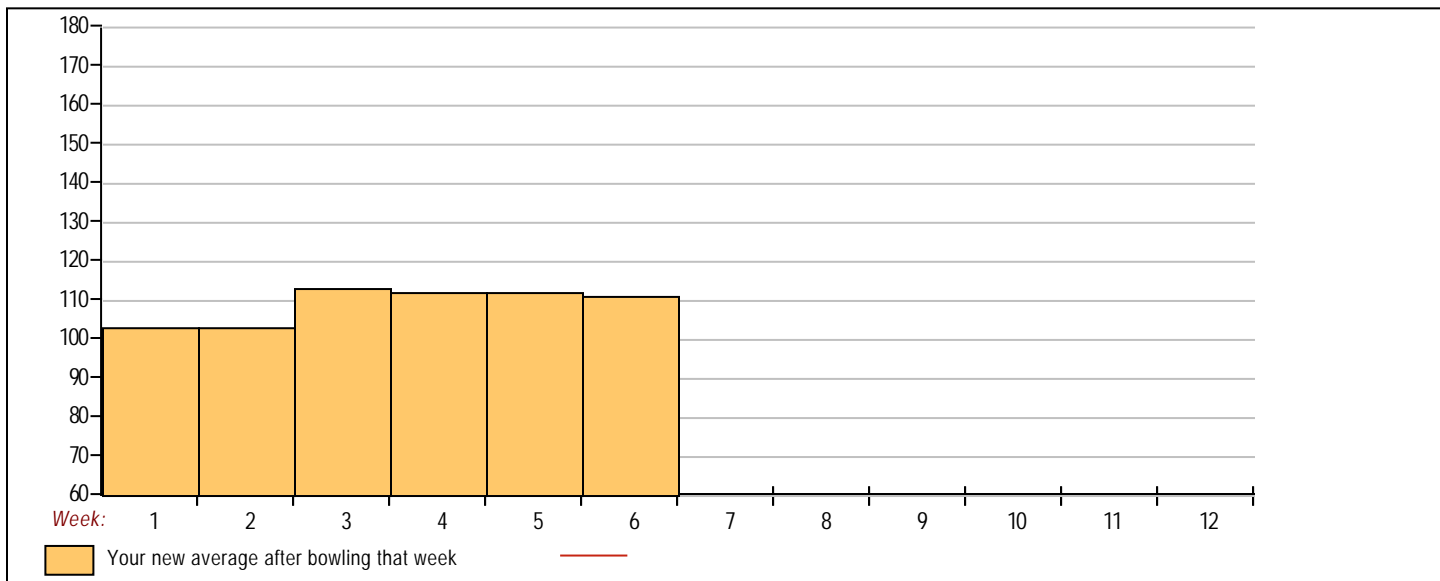


|                |              |              |              |              |              |              |              |              |              |
|----------------|--------------|--------------|--------------|--------------|--------------|--------------|--------------|--------------|--------------|
| <u>&lt;100</u> | <u>100's</u> | <u>125's</u> | <u>150's</u> | <u>175's</u> | <u>200's</u> | <u>225's</u> | <u>250's</u> | <u>275's</u> | <u>300's</u> |
| 5              | 9            | 4            |              |              |              |              |              |              |              |
| <u>&lt;400</u> | <u>400's</u> | <u>450's</u> | <u>500's</u> | <u>550's</u> | <u>600's</u> | <u>650's</u> | <u>700's</u> | <u>750's</u> | <u>800's</u> |
| 6              |              |              |              |              |              |              |              |              |              |

|                      |                      |                      |
|----------------------|----------------------|----------------------|
| <u>Avg of Game 1</u> | <u>Avg of Game 2</u> | <u>Avg of Game 3</u> |
| 104.67               | 109.50               | 120.83               |

High game of 145 on week 5      High series of 369 on week 3      High average of 113.67 after bowling week 3  
 Low game of 87 on week 4      Low series of 309 on week 1      Low average of 103.00 after bowling week 1

High Scores by Game  
 Game #1: 143 on week 3    Game #2: 129 on week 6    Game #3: 145 on week 5



Note: This report includes information through June 17 which is Week 6 of 12

**Eric Dominguez's Bowling Record - Team 21: Team 21**

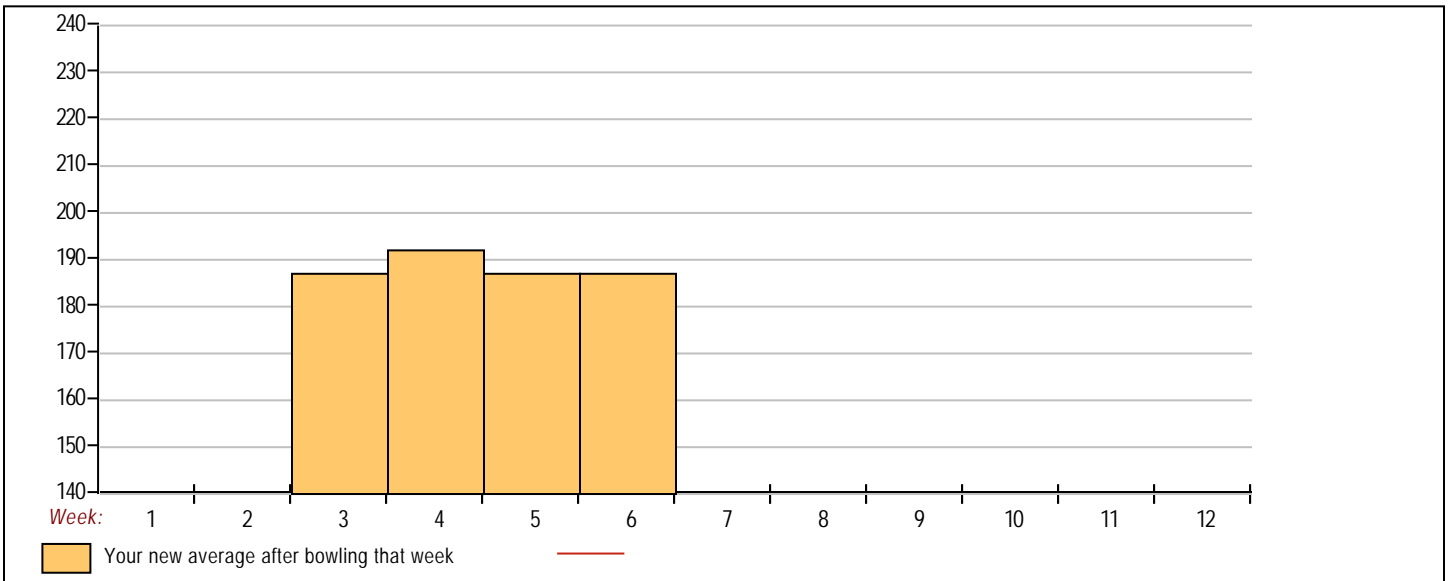
| Week No.                                     | Bowling Date | Old Avg | Old HDCP | -1-  | -2-  | -3-  | Total | HDCP Total | Pins | Gms | ---Average Change--- |      |            | High Game | High Sers | HDCP Game | HDCP Sers |     |     |
|--|--------------|---------|----------|------|------|------|-------|------------|------|-----|----------------------|------|------------|-----------|-----------|-----------|-----------|-----|-----|
|  |              |         |          |      |      |      |       |            |      |     | New                  | Old  | Change +/- |           |           |           |           |     |     |
| 1  | 05/13/26     | bk177   | 0        |      |      |      | 0     | 0          | 0    | 0   | -                    | 0.00 | =          | 0.00      | 0         | 0         |           |     |     |
| ----- Week 2 was bowled after week 3 -----   |              |         |          |      |      |      |       |            |      |     |                      |      |            |           |           |           |           |     |     |
| 2  | 05/20/26     | bk177   | 34       | 178  | 206  | 217  | 601   | 703        | 601  | 3   | -                    | 0.00 | =          | 0.00      | 217       | 601       | 251       | 703 |     |
| Scores were bowled after week 3 for weeks: 2 |              |         |          |      |      |      |       |            |      |     |                      |      |            |           |           |           |           |     |     |
| 3  | 05/27/26     | bk177   | 34       | 169  | 183  | 170  | 522   | 624        | 1123 | 6   | 187.17               | -    | 0.00       | =         | 187.17    | 217       | 601       | 251 | 703 |
| 4  | 06/03/26     | bk177   | 34       | 186  | 221  | 203  | 610   | 712        | 1733 | 9   | 192.56               | -    | 187.17     | =         | 5.39      | 221       | 610       | 255 | 712 |
| 5  | 06/10/26     | 192     | 22       | 170  | 154  | 189  | 513   | 579        | 2246 | 12  | 187.17               | -    | 192.56     | =         | -5.39     | 221       | 610       | 255 | 712 |
| 6  | 06/17/26     | 187     | 26       | a187 | a187 | a187 | 561   | 639        | 2246 | 12  | 187.17               | -    | 187.17     | =         | 0.00      | 221       | 610       | 255 | 712 |

|      |       |       |       |       |       |       |       |       |       |
|------|-------|-------|-------|-------|-------|-------|-------|-------|-------|
| <100 | 100's | 125's | 150's | 175's | 200's | 225's | 250's | 275's | 300's |
|      |       |       | 4     | 4     | 4     |       |       |       |       |
| <400 | 400's | 450's | 500's | 550's | 600's | 650's | 700's | 750's | 800's |
|      |       |       | 2     |       | 2     |       |       |       |       |

|                      |                      |                      |
|----------------------|----------------------|----------------------|
| <b>Avg of Game 1</b> | <b>Avg of Game 2</b> | <b>Avg of Game 3</b> |
| 175.75               | 191.00               | 194.75               |

High game of 221 on week 4      High series of 610 on week 4      High average of 192.56 after bowling week 4  
 Low game of 154 on week 5      Low series of 513 on week 5      Low average of 187.17 after bowling week 3

High Scores by Game  
 Game #1: 186 on week 4    Game #2: 221 on week 4    Game #3: 217 on week 2



Note: This report includes information through June 17 which is Week 6 of 12

**Lloyd Aguirre's Bowling Record - Team 21: Team 21**

| Week No. | Bowling Date | Old Avg | Old HDCP | -   |     |     | Total | HDCP Total | Pins | Gms | ---Average Change--- |     |          | High Game | High Sers | HDCP Game | HDCP Sers |     |     |
|----------|--------------|---------|----------|-----|-----|-----|-------|------------|------|-----|----------------------|-----|----------|-----------|-----------|-----------|-----------|-----|-----|
|          |              |         |          | -1- | -2- | -3- |       |            |      |     | New                  | Old | ---> +/- |           |           |           |           |     |     |
| 5        | 06/10/26     | bk198   | 17       | 273 | 152 | 184 | 609   | 660        | 609  | 3   | 203.00               | -   | 0.00     | =         | 203.00    | 273       | 609       | 290 | 660 |
| 6        | 06/17/26     | bk198   | 17       | 199 | 258 | 204 | 661   | 712        | 1270 | 6   | 211.67               | -   | 203.00   | =         | 8.67      | 273       | 661       | 290 | 712 |



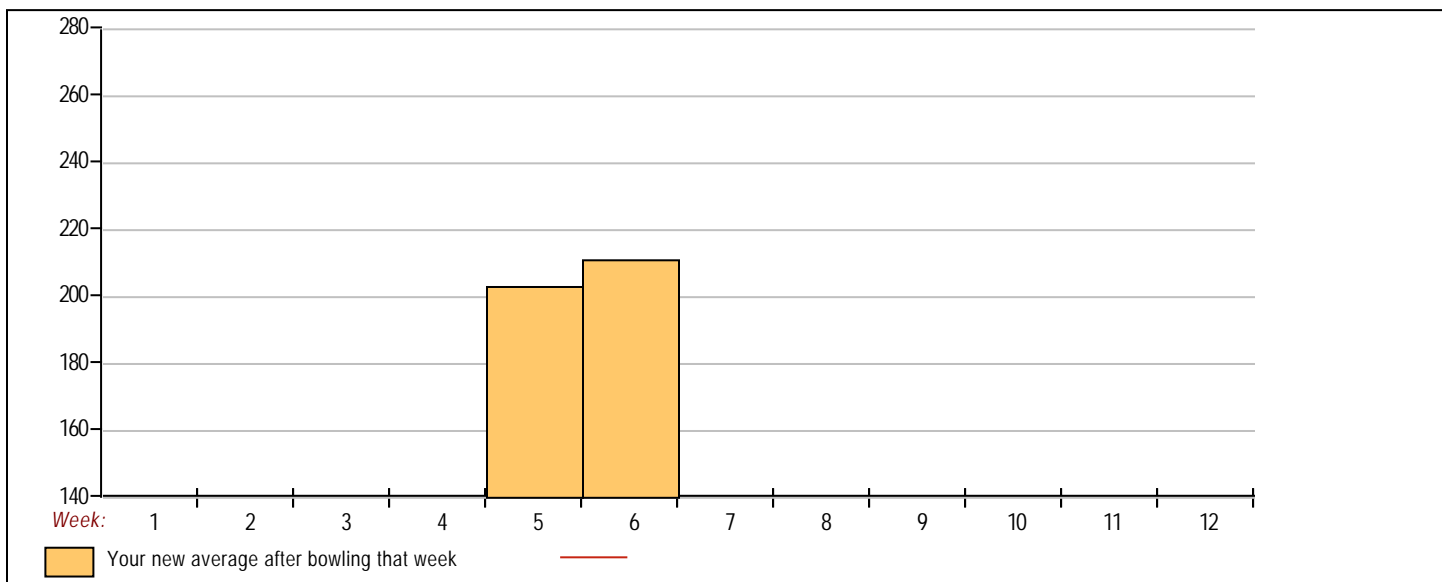
|                |              |              |              |              |              |              |              |              |              |
|----------------|--------------|--------------|--------------|--------------|--------------|--------------|--------------|--------------|--------------|
| <u>&lt;100</u> | <u>100's</u> | <u>125's</u> | <u>150's</u> | <u>175's</u> | <u>200's</u> | <u>225's</u> | <u>250's</u> | <u>275's</u> | <u>300's</u> |
|                |              |              | 1            | 2            | 1            |              | 2            |              |              |
| <u>&lt;400</u> | <u>400's</u> | <u>450's</u> | <u>500's</u> | <u>550's</u> | <u>600's</u> | <u>650's</u> | <u>700's</u> | <u>750's</u> | <u>800's</u> |
|                |              |              |              |              | 1            | 1            |              |              |              |

|                      |                      |                      |
|----------------------|----------------------|----------------------|
| <u>Avg of Game 1</u> | <u>Avg of Game 2</u> | <u>Avg of Game 3</u> |
| 236.00               | 205.00               | 194.00               |

High game of 273 on week 5      High series of 661 on week 6      High average of 211.67 after bowling week 6  
 Low game of 152 on week 5      Low series of 609 on week 5      Low average of 203.00 after bowling week 5

High Scores by Game

Game #1: 273 on week 5    Game #2: 258 on week 6    Game #3: 204 on week 6



Note: This report includes information through June 17 which is Week 6 of 12

**Sylvia Biagtan's Bowling Record - Team 21: Team 21**

| Week No. | Bowling Date | Old Avg | Old HDCP | -1- | -2- | -3- | Total | HDCP Total | Pins | Gms | ---Average Change--- |   |        | High Game | High Sers | HDCP Game | HDCP Sers |  |  |
|----------|--------------|---------|----------|-----|-----|-----|-------|------------|------|-----|----------------------|---|--------|-----------|-----------|-----------|-----------|--|--|
|          |              |         |          |     |     |     |       |            |      |     | New - Old ---> +/-   |   |        |           |           |           |           |  |  |
| 5        | 06/10/26     | 104     | 92       | 59  | 138 | 117 | 314   | 590        | 314  | 3   | 104.67               | - | 0.00   | =         | 104.67    | 138       | 314       |  |  |
| 6        | 06/17/26     | 104     | 92       |     |     |     | 0     | 0          | 314  | 3   | 104.67               | - | 104.67 | =         | 0.00      | 138       | 314       |  |  |



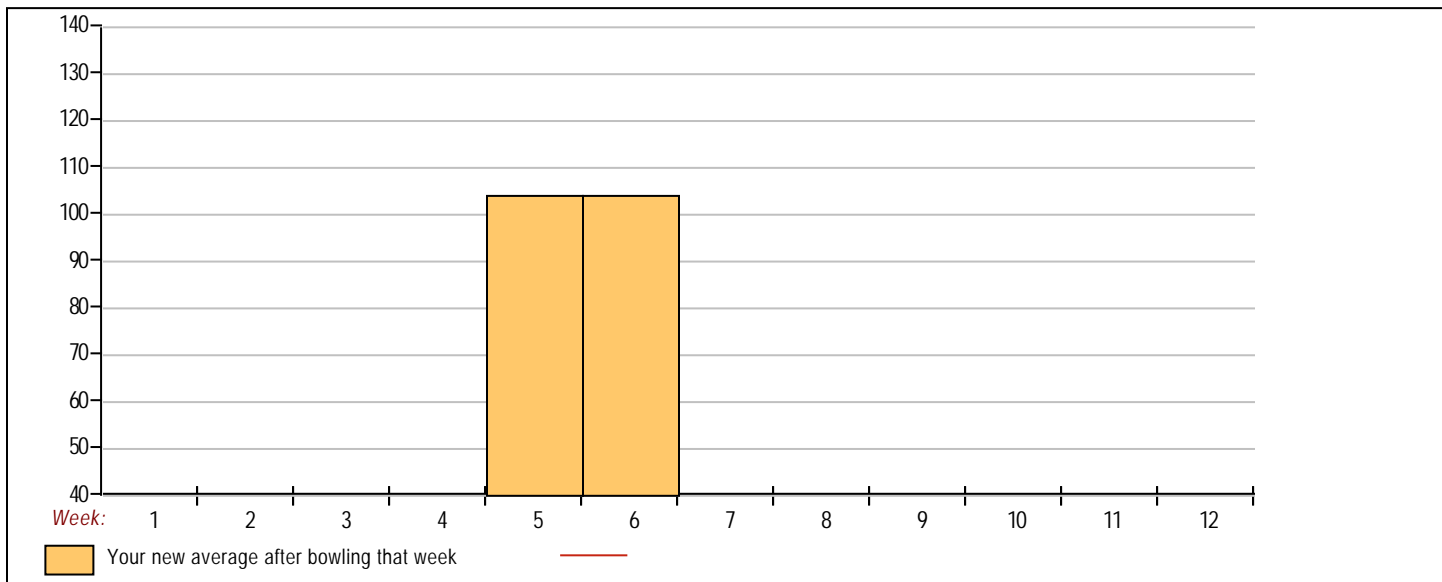
|                |              |              |              |              |              |              |              |              |              |
|----------------|--------------|--------------|--------------|--------------|--------------|--------------|--------------|--------------|--------------|
| <u>&lt;100</u> | <u>100's</u> | <u>125's</u> | <u>150's</u> | <u>175's</u> | <u>200's</u> | <u>225's</u> | <u>250's</u> | <u>275's</u> | <u>300's</u> |
| 1              | 1            | 1            |              |              |              |              |              |              |              |
| <u>&lt;400</u> | <u>400's</u> | <u>450's</u> | <u>500's</u> | <u>550's</u> | <u>600's</u> | <u>650's</u> | <u>700's</u> | <u>750's</u> | <u>800's</u> |
| 1              |              |              |              |              |              |              |              |              |              |

|                      |                      |                      |
|----------------------|----------------------|----------------------|
| <u>Avg of Game 1</u> | <u>Avg of Game 2</u> | <u>Avg of Game 3</u> |
| 59.00                | 138.00               | 117.00               |

High game of 138 on week 5      High series of 314 on week 5      High average of 104.67 after bowling week 5  
 Low game of 59 on week 5      Low series of 314 on week 5      Low average of 104.67 after bowling week 5

High Scores by Game

Game #1: 59 on week 5    Game #2: 138 on week 5    Game #3: 117 on week 5



Note: This report includes information through June 17 which is Week 6 of 12

**Aaron Abueg's Bowling Record - Team 21: Team 21**

| Week No. | Bowling Date | Old Avg | Old HDCP | -1- | -2- | -3- | Total | HDCP Total | Pins | Gms | ---Average Change--- |   |        | High Game | High Sers | HDCP Game | HDCP Sers |  |  |
|----------|--------------|---------|----------|-----|-----|-----|-------|------------|------|-----|----------------------|---|--------|-----------|-----------|-----------|-----------|--|--|
|          |              |         |          |     |     |     |       |            |      |     | New - Old ---> +/-   |   |        |           |           |           |           |  |  |
| 4        | 06/03/26     | 148     | 57       | 194 | 132 | 118 | 444   | 615        | 444  | 3   | 148.00               | - | 0.00   | =         | 148.00    | 194       | 444       |  |  |
| 5        | 06/10/26     | 148     | 0        |     |     |     | 0     | 0          | 444  | 3   | 148.00               | - | 148.00 | =         | 0.00      | 194       | 444       |  |  |
| 6        | 06/17/26     | 148     | 57       |     |     |     | 0     | 0          | 444  | 3   | 148.00               | - | 148.00 | =         | 0.00      | 194       | 444       |  |  |



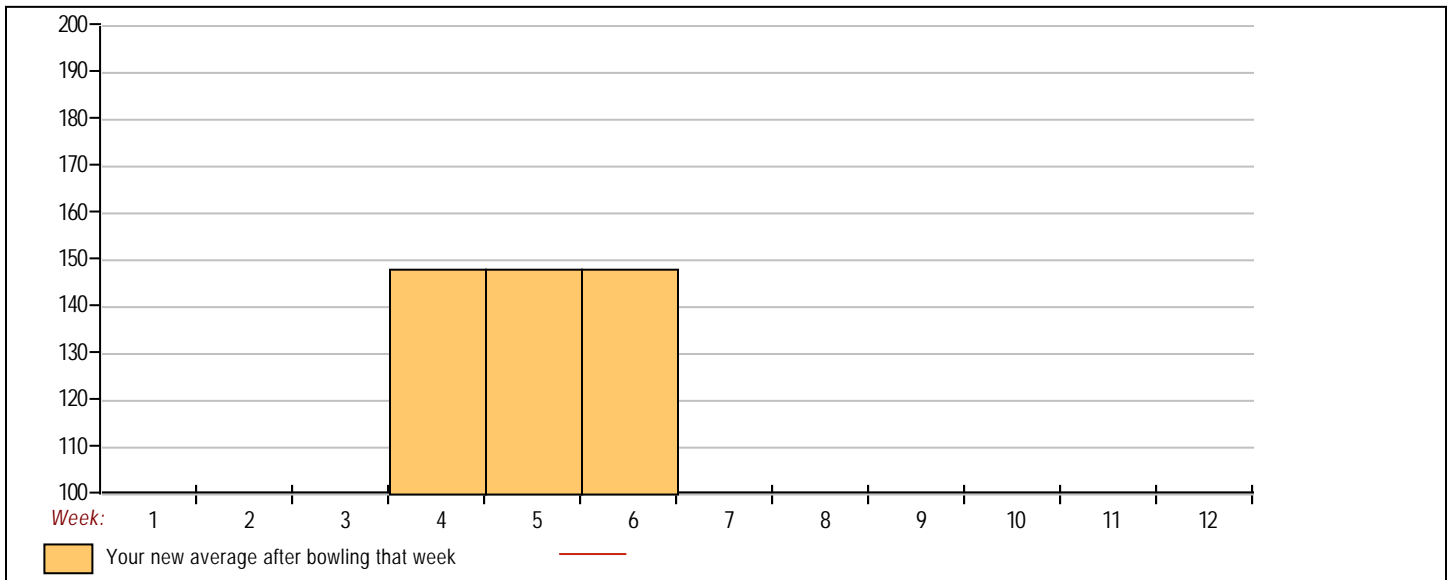
|                |              |              |              |              |              |              |              |              |              |
|----------------|--------------|--------------|--------------|--------------|--------------|--------------|--------------|--------------|--------------|
| <u>&lt;100</u> | <u>100's</u> | <u>125's</u> | <u>150's</u> | <u>175's</u> | <u>200's</u> | <u>225's</u> | <u>250's</u> | <u>275's</u> | <u>300's</u> |
|                | 1            | 1            |              | 1            |              |              |              |              |              |
| <u>&lt;400</u> | <u>400's</u> | <u>450's</u> | <u>500's</u> | <u>550's</u> | <u>600's</u> | <u>650's</u> | <u>700's</u> | <u>750's</u> | <u>800's</u> |
|                | 1            |              |              |              |              |              |              |              |              |

|                      |                      |                      |
|----------------------|----------------------|----------------------|
| <u>Avg of Game 1</u> | <u>Avg of Game 2</u> | <u>Avg of Game 3</u> |
| 194.00               | 132.00               | 118.00               |

High game of 194 on week 4      High series of 444 on week 4      High average of 148.00 after bowling week 4  
 Low game of 118 on week 4      Low series of 444 on week 4      Low average of 148.00 after bowling week 4

High Scores by Game

Game #1: 194 on week 4    Game #2: 132 on week 4    Game #3: 118 on week 4



Note: This report includes information through June 17 which is Week 6 of 12

**Christopher Rojo's Bowling Record - Team 21: Team 21**

| Week No.                                     | Bowling Date | Old Avg | Old HDCP | -1- |     |     | -2- | -3- | Total | HDCP Total | Pins   | Gms | ---Average Change--- |      |        | High Game | High Sers | HDCP Game | HDCP Sers |
|--|--------------|---------|----------|-----|-----|-----|-----|-----|-------|------------|--------|-----|----------------------|------|--------|-----------|-----------|-----------|-----------|
|  |              |         |          |     |     |     |     |     |       |            |        |     | New - Old            | ---> | +/-    |           |           |           |           |
| 1  | 05/13/26     | bk143   | 61       | 127 | 122 | 154 | 403 | 586 | 403   | 3          | 134.33 | -   | 0.00                 | =    | 134.33 | 154       | 403       | 215       | 586       |
| ----- Week 2 was bowled after week 3 -----   |              |         |          |     |     |     |     |     |       |            |        |     |                      |      |        |           |           |           |           |
| 2  | 05/20/26     | bk143   | 61       | 147 | 125 | 137 | 409 | 592 | 812   | 6          | 134.33 | -   | 0.00                 | =    | 134.33 | 154       | 409       | 215       | 592       |
| Scores were bowled after week 3 for weeks: 2 |              |         |          |     |     |     |     |     |       |            |        |     |                      |      |        |           |           |           |           |
| 3  | 05/27/26     | bk143   | 61       | 113 | 122 | 148 | 383 | 566 | 1195  | 9          | 132.78 | -   | 134.33               | =    | -1.56  | 154       | 409       | 215       | 592       |
| 4  | 06/03/26     | 133     | 0        |     |     |     | 0   | 0   | 1195  | 9          | 132.78 | -   | 132.78               | =    | 0.00   | 154       | 409       | 215       | 592       |
| 5  | 06/10/26     | 133     | 0        |     |     |     | 0   | 0   | 1195  | 9          | 132.78 | -   | 132.78               | =    | 0.00   | 154       | 409       | 215       | 592       |
| 6  | 06/17/26     | 133     | 69       |     |     |     | 0   | 0   | 1195  | 9          | 132.78 | -   | 132.78               | =    | 0.00   | 154       | 409       | 215       | 592       |



|                |              |              |              |              |              |              |              |              |              |
|----------------|--------------|--------------|--------------|--------------|--------------|--------------|--------------|--------------|--------------|
| <u>&lt;100</u> | <u>100's</u> | <u>125's</u> | <u>150's</u> | <u>175's</u> | <u>200's</u> | <u>225's</u> | <u>250's</u> | <u>275's</u> | <u>300's</u> |
|                | 3            | 5            | 1            |              |              |              |              |              |              |
| <u>&lt;400</u> | <u>400's</u> | <u>450's</u> | <u>500's</u> | <u>550's</u> | <u>600's</u> | <u>650's</u> | <u>700's</u> | <u>750's</u> | <u>800's</u> |
| 1              | 2            |              |              |              |              |              |              |              |              |

|                      |                      |                      |
|----------------------|----------------------|----------------------|
| <u>Avg of Game 1</u> | <u>Avg of Game 2</u> | <u>Avg of Game 3</u> |
| 129.00               | 123.00               | 146.33               |

High game of 154 on week 1      High series of 409 on week 2      High average of 134.33 after bowling week 1  
 Low game of 113 on week 3      Low series of 383 on week 3      Low average of 132.78 after bowling week 3

High Scores by Game  
 Game #1: 147 on week 2    Game #2: 125 on week 2    Game #3: 154 on week 1

