

Note: This report includes information through June 17 which is Week 6 of 12

**Chris Nguyen's Bowling Record - Team 17: Noota Noota**

Week No.	Bowling Date	Old Avg	Old HDCP	-			Total	HDCP Total	Pins	Gms	---Average Change---			High Game	High Sers	HDCP Game	HDCP Sers		
				-1-	-2-	-3-					New	Old	---> +/-						
1	05/13/26	bk166	43	165	168	147	480	609	480	3	160.00	-	0.00	=	160.00	168	480	211	609
2	05/20/26	bk166	0				0	0	480	3	160.00	-	160.00	=	0.00	168	480	211	609
3	05/27/26	bk166	43	207	163	176	546	675	1026	6	171.00	-	160.00	=	11.00	207	546	250	675
4	06/03/26	bk166	43	191	198	148	537	666	1563	9	173.67	-	171.00	=	2.67	207	546	250	675
5	06/10/26	173	37	195	167	175	537	648	2100	12	175.00	-	173.67	=	1.33	207	546	250	675
6	06/17/26	175	36	122	214	120	456	564	2556	15	170.40	-	175.00	=	-4.60	214	546	250	675

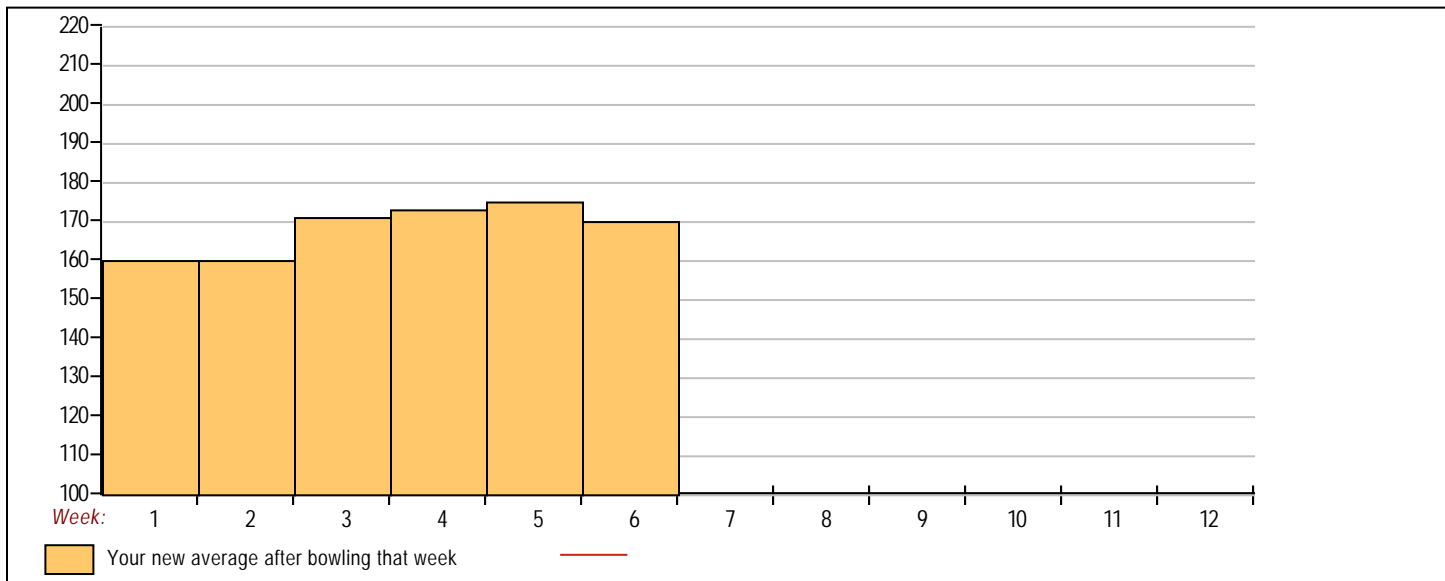


<u>&lt;100</u>	<u>100's</u> 2	<u>125's</u> 2	<u>150's</u> 4	<u>175's</u> 5	<u>200's</u> 2	<u>225's</u>	<u>250's</u>	<u>275's</u>	<u>300's</u>
<u>&lt;400</u>	<u>400's</u>	<u>450's</u> 2	<u>500's</u> 3	<u>550's</u>	<u>600's</u>	<u>650's</u>	<u>700's</u>	<u>750's</u>	<u>800's</u>

<u>Avg of Game 1</u> 176.00	<u>Avg of Game 2</u> 182.00	<u>Avg of Game 3</u> 153.20
--------------------------------	--------------------------------	--------------------------------

High game of 214 on week 6      High series of 546 on week 3      High average of 175.00 after bowling week 5  
 Low game of 120 on week 6      Low series of 456 on week 6      Low average of 160.00 after bowling week 1

High Scores by Game  
 Game #1: 207 on week 3    Game #2: 214 on week 6    Game #3: 176 on week 3



Note: This report includes information through June 17 which is Week 6 of 12

**Justin Lee's Bowling Record - Team 17: Noota Noota**

Week No.	Bowling Date	Old Avg	Old HDCP	-			Total	HDCP Total	Pins	Gms	---Average Change---			High Game	High Sers	HDCP Game	HDCP Sers		
				-1-	-2-	-3-					New	Old	---> +/-						
1	05/13/26	bk190	24	148	170	143	461	533	461	3	153.67	-	0.00	=	153.67	170	461	194	533
2	05/20/26	bk190	24	172	147	149	468	540	929	6	154.83	-	153.67	=	1.17	172	468	196	540
3	05/27/26	bk190	24	182	226	167	575	647	1504	9	167.11	-	154.83	=	12.28	226	575	250	647
4	06/03/26	180	32	201	176	181	558	654	2062	12	171.83	-	167.11	=	4.72	226	575	250	654
5	06/10/26	180	32	145	139	225	509	605	2571	15	171.40	-	171.83	=	-0.43	226	575	257	654
6	06/17/26	180	32	200	188	201	589	685	3160	18	175.56	-	171.40	=	4.16	226	589	257	685

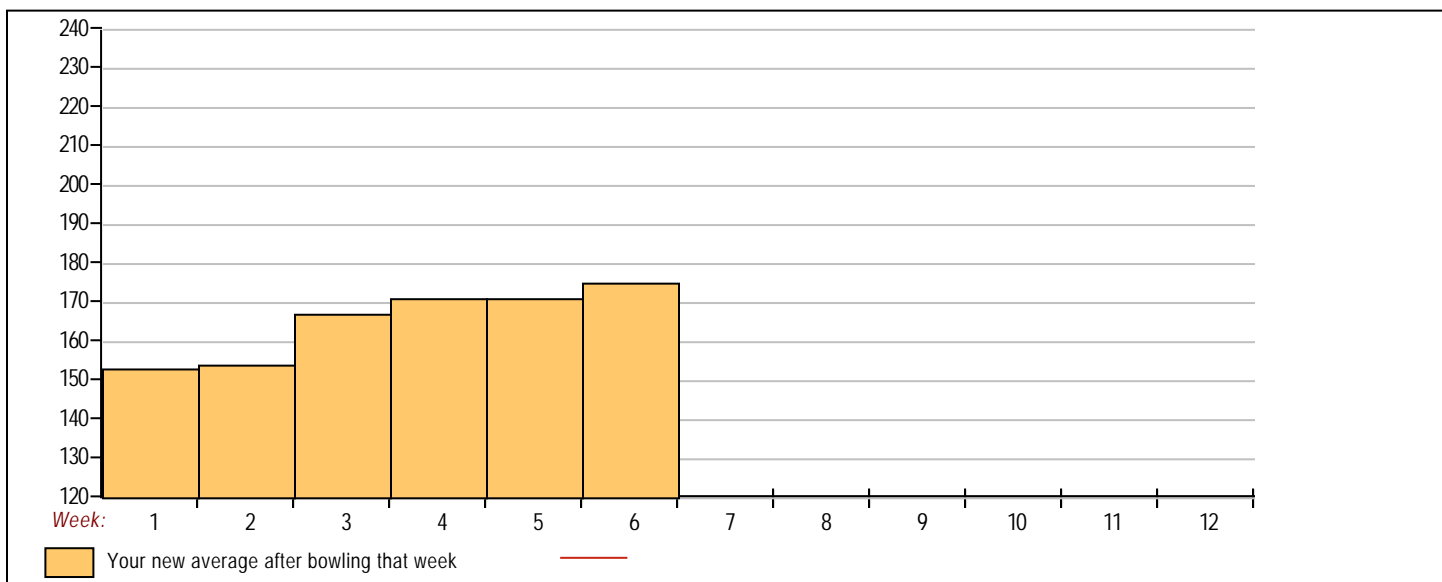


<u>&lt;100</u>	<u>100's</u>	<u>125's</u>	<u>150's</u>	<u>175's</u>	<u>200's</u>	<u>225's</u>	<u>250's</u>	<u>275's</u>	<u>300's</u>
		6	3	4	3	2			
<u>&lt;400</u>	<u>400's</u>	<u>450's</u>	<u>500's</u>	<u>550's</u>	<u>600's</u>	<u>650's</u>	<u>700's</u>	<u>750's</u>	<u>800's</u>
		2	1	3					

<u>Avg of Game 1</u>	<u>Avg of Game 2</u>	<u>Avg of Game 3</u>
174.67	174.33	177.67

High game of 226 on week 3      High series of 589 on week 6      High average of 175.56 after bowling week 6  
 Low game of 139 on week 5      Low series of 461 on week 1      Low average of 153.67 after bowling week 1

High Scores by Game  
 Game #1: 201 on week 4    Game #2: 226 on week 3    Game #3: 225 on week 5



Note: This report includes information through June 17 which is Week 6 of 12

**Kody Fong's Bowling Record - Team 17: Noota Noota**

Week No.	Bowling Date	Old Avg	Old HDCP	-			Total	HDCP Total	Pins	Gms	---Average Change---			High Game	High Sers	HDCP Game	HDCP Sers		
				-1-	-2-	-3-					New - Old	--->	+/-						
1	05/13/26	bk197	18	199	157	219	575	629	575	3	191.67	-	0.00	=	191.67	219	575	237	629
2	05/20/26	bk197	18	147	200	180	527	581	1102	6	183.67	-	191.67	=	-8.00	219	575	237	629
3	05/27/26	bk197	18	181	191	277	649	703	1751	9	194.56	-	183.67	=	10.89	277	649	295	703
4	06/03/26	194	20	209	139	179	527	587	2278	12	189.83	-	194.56	=	-4.72	277	649	295	703
5	06/10/26	189	24	192	223	184	599	671	2877	15	191.80	-	189.83	=	1.97	277	649	295	703
6	06/17/26	191	23	171	197	277	645	714	3522	18	195.67	-	191.80	=	3.87	277	649	300	714

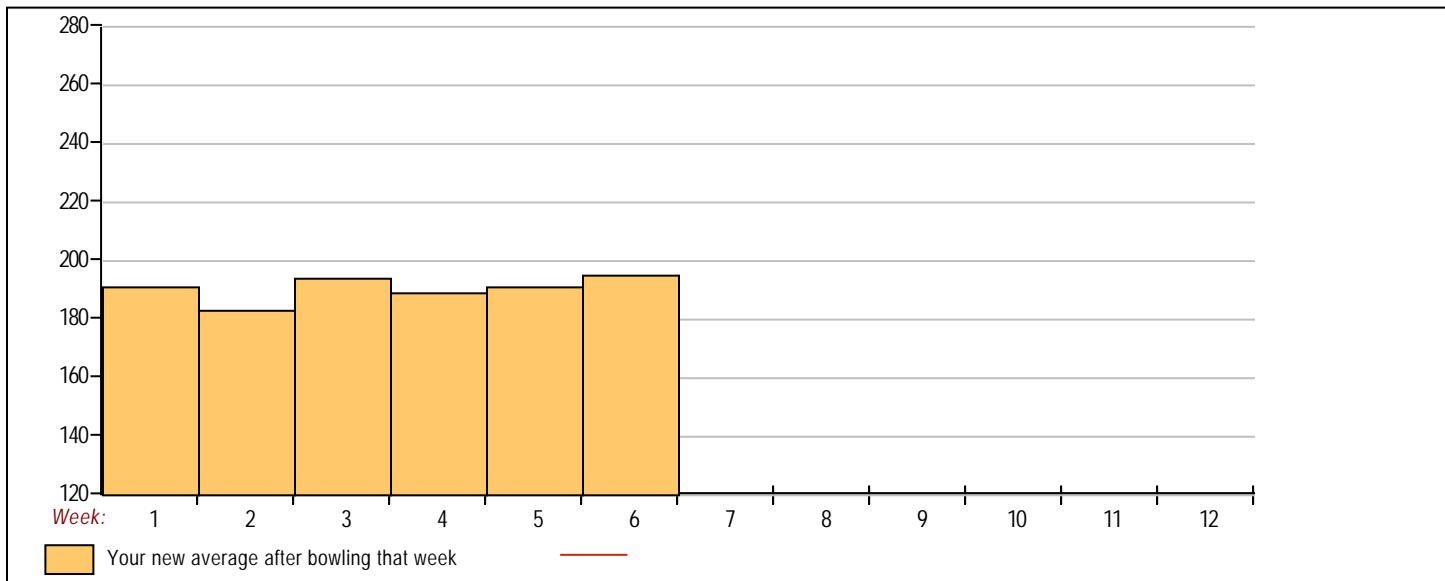


<u>&lt;100</u>	<u>100's</u>	<u>125's</u>	<u>150's</u>	<u>175's</u>	<u>200's</u>	<u>225's</u>	<u>250's</u>	<u>275's</u>	<u>300's</u>
		2	2	8	4			2	
<u>&lt;400</u>	<u>400's</u>	<u>450's</u>	<u>500's</u>	<u>550's</u>	<u>600's</u>	<u>650's</u>	<u>700's</u>	<u>750's</u>	<u>800's</u>
			2	2	2				

<u>Avg of Game 1</u>	<u>Avg of Game 2</u>	<u>Avg of Game 3</u>
183.17	184.50	219.33

High game of 277 on week 3      High series of 649 on week 3      High average of 195.67 after bowling week 6  
 Low game of 139 on week 4      Low series of 527 on week 2      Low average of 183.67 after bowling week 2

High Scores by Game  
 Game #1: 209 on week 4    Game #2: 223 on week 5    Game #3: 277 on week 3



Note: This report includes information through June 17 which is Week 6 of 12

**Jonathan Ng's Bowling Record - Team 17: Noota Noota**

Week No.	Bowling Date	Old Avg	Old HDCP	-			Total	HDCP Total	Pins	Gms	---Average Change---			High Game	High Sers	HDCP Game	HDCP Sers		
				-1-	-2-	-3-					New - Old	--->	+/-						
2	05/20/26	bk209	8	203	224	223	650	674	650	3	216.67	-	0.00	=	216.67	224	650	232	674
3	05/27/26	bk209	0				0	0	650	3	216.67	-	216.67	=	0.00	224	650	232	674
4	06/03/26	bk209	0				0	0	650	3	216.67	-	216.67	=	0.00	224	650	232	674
5	06/10/26	bk209	0				0	0	650	3	216.67	-	216.67	=	0.00	224	650	232	674
6	06/17/26	bk209	8				0	0	650	3	216.67	-	216.67	=	0.00	224	650	232	674



- <100
- 100's
- 125's
- 150's
- 175's
- 200's
- 225's
- 250's
- 275's
- 300's
- 3
- <400
- 400's
- 450's
- 500's
- 550's
- 600's
- 650's
- 700's
- 750's
- 800's
- 1

Avg of Game 1      Avg of Game 2      Avg of Game 3  
 203.00                      224.00                      223.00

High game of 224 on week 2                      High series of 650 on week 2                      High average of 216.67 after bowling week 2  
 Low game of 203 on week 2                      Low series of 650 on week 2                      Low average of 216.67 after bowling week 2

High Scores by Game  
 Game #1: 203 on week 2    Game #2: 224 on week 2    Game #3: 223 on week 2

