

Note: This report includes information through June 17 which is Week 6 of 12

Antonia Li's Bowling Record - Team 16: Kimchi Adobo

Week No.	Bowling Date	Old Avg	Old HDCP	-1-	-2-	-3-	Total	HDCP Total	Pins	Gms	---Average Change---			High Game	High Sers	HDCP Game	HDCP Sers		
											New - Old	--->	+/-						
1	05/13/26	bk95	100	77	108	100	285	585	285	3	95.00	-	0.00	=	95.00	108	285	208	585
2	05/20/26	bk95	0				0	0	285	3	95.00	-	95.00	=	0.00	108	285	208	585
3	05/27/26	bk95	0				0	0	285	3	95.00	-	95.00	=	0.00	108	285	208	585
4	06/03/26	bk95	0				0	0	285	3	95.00	-	95.00	=	0.00	108	285	208	585
5	06/10/26	bk95	100	100	111	78	289	589	574	6	95.67	-	95.00	=	0.67	111	289	211	589
6	06/17/26	bk95	100	86	90	102	278	578	852	9	94.67	-	95.67	=	-1.00	111	289	211	589

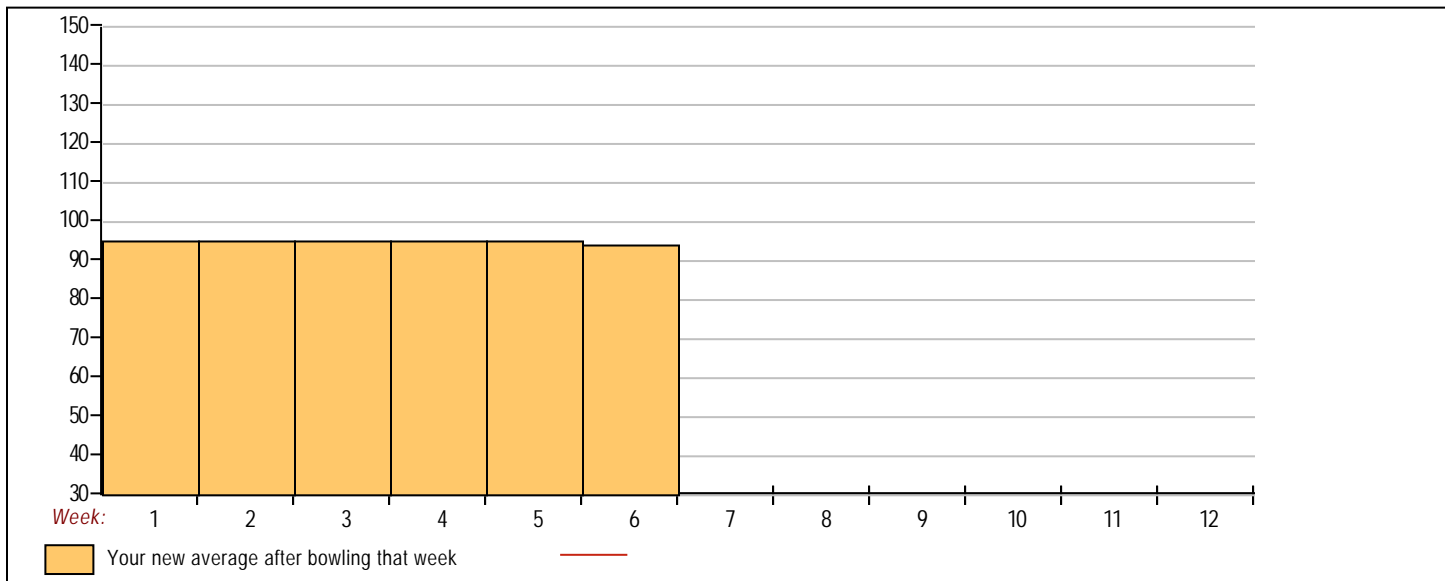


<u><100</u>	<u>100's</u>	<u>125's</u>	<u>150's</u>	<u>175's</u>	<u>200's</u>	<u>225's</u>	<u>250's</u>	<u>275's</u>	<u>300's</u>
4	5								
<u><400</u>	<u>400's</u>	<u>450's</u>	<u>500's</u>	<u>550's</u>	<u>600's</u>	<u>650's</u>	<u>700's</u>	<u>750's</u>	<u>800's</u>
3									

<u>Avg of Game 1</u>	<u>Avg of Game 2</u>	<u>Avg of Game 3</u>
87.67	103.00	93.33

High game of 111 on week 5 High series of 289 on week 5 High average of 95.67 after bowling week 5
 Low game of 77 on week 1 Low series of 278 on week 6 Low average of 94.67 after bowling week 6

High Scores by Game
 Game #1: 100 on week 5 Game #2: 111 on week 5 Game #3: 102 on week 6



Note: This report includes information through June 17 which is Week 6 of 12

Andrea Dornio's Bowling Record - Team 16: Kimchi Adobo

Week No.	Bowling Date	Old Avg	Old HDCP	-			Total	HDCP Total	Pins	Gms	---Average Change---			High Game	High Sers	HDCP Game	HDCP Sers		
				-1-	-2-	-3-					New - Old	--->	+/-						
1	05/13/26	bk114	0				0	0	0	0	-	0.00	=	0.00	0	0			
2	05/20/26	bk114	84	72	105	131	308	560	308	3	102.67	-	0.00	=	102.67	131	308	215	560
3	05/27/26	bk114	84	110	103	145	358	610	666	6	111.00	-	102.67	=	8.33	145	358	229	610
4	06/03/26	bk114	84	a114	a114	a114	342	594	666	6	111.00	-	111.00	=	0.00	145	358	229	610
5	06/10/26	bk114	84	101	113	115	329	581	995	9	110.56	-	111.00	=	-0.44	145	358	229	610
6	06/17/26	110	88	127	133	129	389	653	1384	12	115.33	-	110.56	=	4.78	145	389	229	653

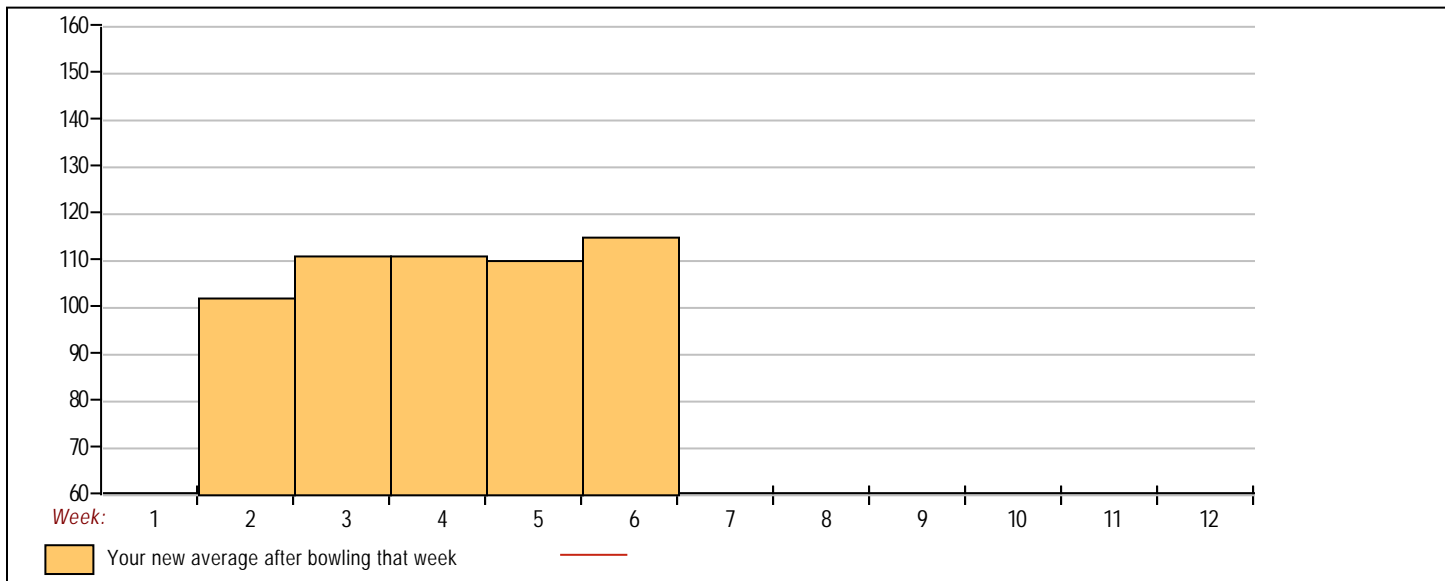


<u><100</u>	<u>100's</u>	<u>125's</u>	<u>150's</u>	<u>175's</u>	<u>200's</u>	<u>225's</u>	<u>250's</u>	<u>275's</u>	<u>300's</u>
1	6	5							
<u><400</u>	<u>400's</u>	<u>450's</u>	<u>500's</u>	<u>550's</u>	<u>600's</u>	<u>650's</u>	<u>700's</u>	<u>750's</u>	<u>800's</u>
4									

<u>Avg of Game 1</u>	<u>Avg of Game 2</u>	<u>Avg of Game 3</u>
102.50	113.50	130.00

High game of 145 on week 3 High series of 389 on week 6 High average of 115.33 after bowling week 6
 Low game of 72 on week 2 Low series of 308 on week 2 Low average of 102.67 after bowling week 2

High Scores by Game
 Game #1: 127 on week 6 Game #2: 133 on week 6 Game #3: 145 on week 3



Note: This report includes information through June 17 which is Week 6 of 12

Dio Doronio's Bowling Record - Team 16: Kimchi Adobo

Week No.	Bowling Date	Old Avg	Old HDCP	-			Total	HDCP Total	Pins	Gms	---Average Change---			High Game	High Sers	HDCP Game	HDCP Sers		
				-1-	-2-	-3-					New - Old	--->	+/-						
1	05/13/26	bk200	16	214	178	190	582	630	582	3	194.00	-	0.00	=	194.00	214	582	230	630
2	05/20/26	bk200	16	266	215	207	688	736	1270	6	211.67	-	194.00	=	17.67	266	688	282	736
3	05/27/26	bk200	16	244	204	211	659	707	1929	9	214.33	-	211.67	=	2.67	266	688	282	736
4	06/03/26	214	4	203	213	199	615	627	2544	12	212.00	-	214.33	=	-2.33	266	688	282	736
5	06/10/26	212	6	223	235	256	714	732	3258	15	217.20	-	212.00	=	5.20	266	714	282	736
6	06/17/26	217	2	173	207	179	559	565	3817	18	212.06	-	217.20	=	-5.14	266	714	282	736

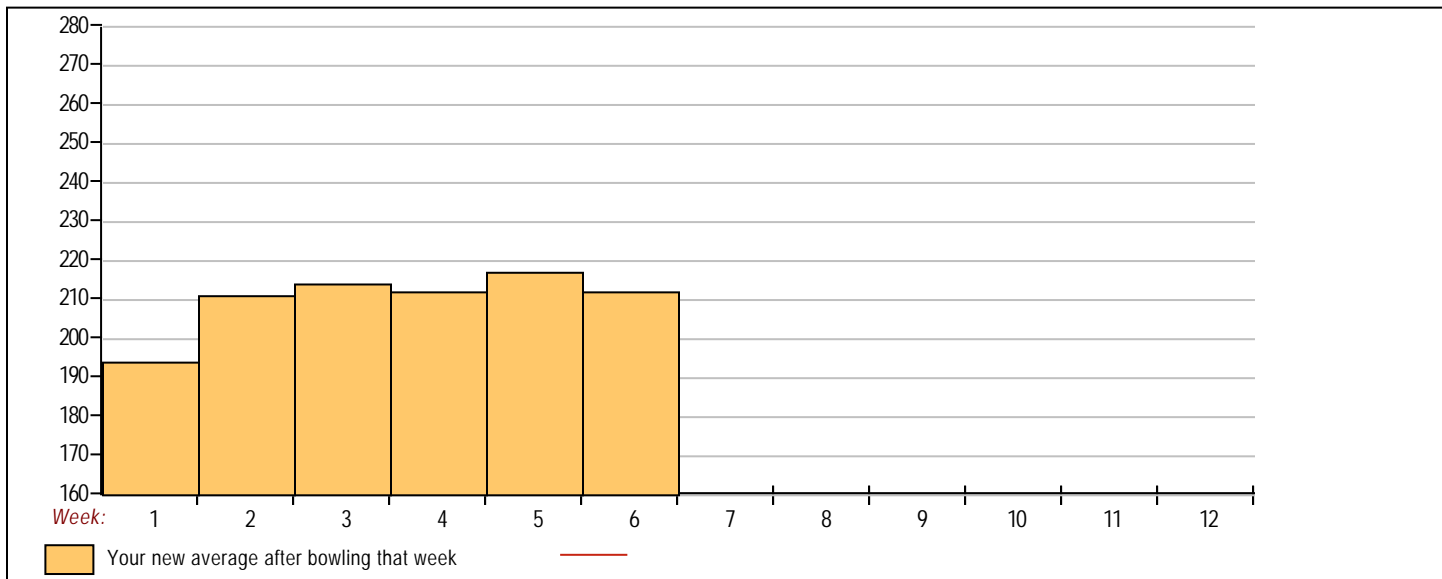


<u><100</u>	<u>100's</u>	<u>125's</u>	<u>150's</u>	<u>175's</u>	<u>200's</u>	<u>225's</u>	<u>250's</u>	<u>275's</u>	<u>300's</u>
			1	4	9	2	2		
<u><400</u>	<u>400's</u>	<u>450's</u>	<u>500's</u>	<u>550's</u>	<u>600's</u>	<u>650's</u>	<u>700's</u>	<u>750's</u>	<u>800's</u>
				2	1	2	1		

<u>Avg of Game 1</u>	<u>Avg of Game 2</u>	<u>Avg of Game 3</u>
220.50	208.67	207.00

High game of 266 on week 2 High series of 714 on week 5 High average of 217.20 after bowling week 5
 Low game of 173 on week 6 Low series of 559 on week 6 Low average of 194.00 after bowling week 1

High Scores by Game
 Game #1: 266 on week 2 Game #2: 235 on week 5 Game #3: 256 on week 5



Note: This report includes information through June 17 which is Week 6 of 12

Kathy Hao's Bowling Record - Team 16: Kimchi Adobo

Week No.	Bowling Date	Old Avg	Old HDCP	-1-	-2-	-3-	Total	HDCP Total	Pins	Gms	---Average Change---			High Game	High Sers	HDCP Game	HDCP Sers		
											New - Old ---> +/-								
1	05/13/26	bk104	92	98	98	100	296	572	296	3	98.67	-	0.00	=	98.67	100	296	192	572
2	05/20/26	bk104	0				0	0	296	3	98.67	-	98.67	=	0.00	100	296	192	572
3	05/27/26	bk104	92	127	115	99	341	617	637	6	106.17	-	98.67	=	7.50	127	341	219	617
4	06/03/26	bk104	92	a104	a104	a104	312	588	637	6	106.17	-	106.17	=	0.00	127	341	219	617
5	06/10/26	bk104	0				0	0	637	6	106.17	-	106.17	=	0.00	127	341	219	617
6	06/17/26	bk104	92				0	0	637	6	106.17	-	106.17	=	0.00	127	341	219	617

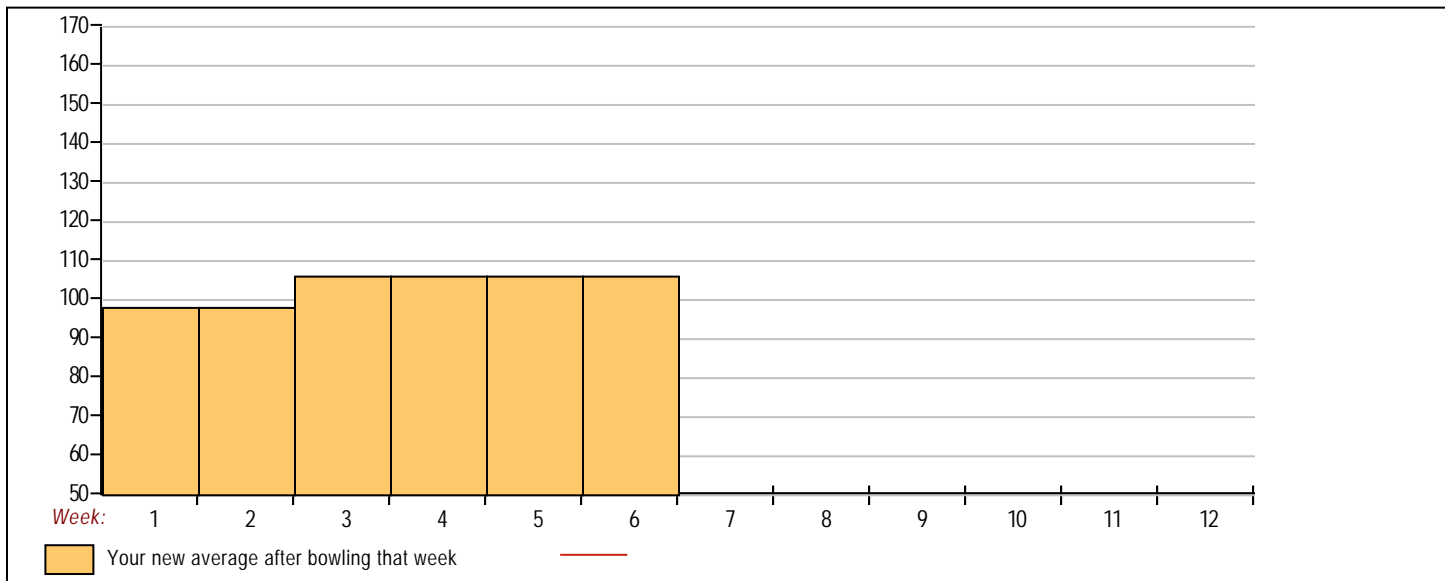


<u><100</u>	<u>100's</u>	<u>125's</u>	<u>150's</u>	<u>175's</u>	<u>200's</u>	<u>225's</u>	<u>250's</u>	<u>275's</u>	<u>300's</u>
3	2	1							
<u><400</u>	<u>400's</u>	<u>450's</u>	<u>500's</u>	<u>550's</u>	<u>600's</u>	<u>650's</u>	<u>700's</u>	<u>750's</u>	<u>800's</u>
2									

<u>Avg of Game 1</u>	<u>Avg of Game 2</u>	<u>Avg of Game 3</u>
112.50	106.50	99.50

High game of 127 on week 3 High series of 341 on week 3 High average of 106.17 after bowling week 3
 Low game of 98 on week 1 Low series of 296 on week 1 Low average of 98.67 after bowling week 1

High Scores by Game
 Game #1: 127 on week 3 Game #2: 115 on week 3 Game #3: 100 on week 1



Note: This report includes information through June 17 which is Week 6 of 12

Minsuk Doronio's Bowling Record - Team 16: Kimchi Adobo

Week No.	Bowling Date	Old Avg	Old HDCP	-1-	-2-	-3-	Total	HDCP		---Average Change---			High Game	High Sers	HDCP Game	HDCP Sers			
								Total	Pins	Gms	New - Old	--->					+/-		
1	05/13/26	bk90	0				0	0	0	0	-	0.00	=	0.00	0	0			
2	05/20/26	bk90	104	75	84	82	241	553	241	3	80.33	-	0.00	=	80.33	84	241	188	553
3	05/27/26	bk90	0				0	0	241	3	80.33	-	80.33	=	0.00	84	241	188	553
4	06/03/26	bk90	0				0	0	241	3	80.33	-	80.33	=	0.00	84	241	188	553
5	06/10/26	bk90	0				0	0	241	3	80.33	-	80.33	=	0.00	84	241	188	553
6	06/17/26	bk90	104				0	0	241	3	80.33	-	80.33	=	0.00	84	241	188	553



<u><100</u>	<u>100's</u>	<u>125's</u>	<u>150's</u>	<u>175's</u>	<u>200's</u>	<u>225's</u>	<u>250's</u>	<u>275's</u>	<u>300's</u>
3									
<u><400</u>	<u>400's</u>	<u>450's</u>	<u>500's</u>	<u>550's</u>	<u>600's</u>	<u>650's</u>	<u>700's</u>	<u>750's</u>	<u>800's</u>
1									

<u>Avg of Game 1</u>	<u>Avg of Game 2</u>	<u>Avg of Game 3</u>
75.00	84.00	82.00

High game of 84 on week 2 High series of 241 on week 2 High average of 80.33 after bowling week 2
 Low game of 75 on week 2 Low series of 241 on week 2 Low average of 80.33 after bowling week 2

High Scores by Game

Game #1: 75 on week 2 Game #2: 84 on week 2 Game #3: 82 on week 2

