

Note: This report includes information through June 17 which is Week 6 of 12

**Alicia On's Bowling Record - Team 15: It's How You Roll**

Week No.	Bowling Date	Old Avg	Old HDCP	-			Total	HDCP Total	Pins		Gms	---Average Change---			High Game	High Sers	HDCP Game	HDCP Sers	
				-1-	-2-	-3-			New	Old		---> +/-							
1	05/13/26	bk104	92	114	109	107	330	606	330	3	110.00	-	0.00	=	110.00	114	330	206	606
2	05/20/26	bk104	92	96	117	142	355	631	685	6	114.17	-	110.00	=	4.17	142	355	234	631
3	05/27/26	bk104	92	74	75	92	241	517	926	9	102.89	-	114.17	=	-11.28	142	355	234	631
4	06/03/26	102	94	93	84	95	272	554	1198	12	99.83	-	102.89	=	-3.06	142	355	234	631
5	06/10/26	99	96	a99	a99	a99	297	585	1198	12	99.83	-	99.83	=	0.00	142	355	234	631
6	06/17/26	99	96	109	123	122	354	642	1552	15	103.47	-	99.83	=	3.63	142	355	234	642

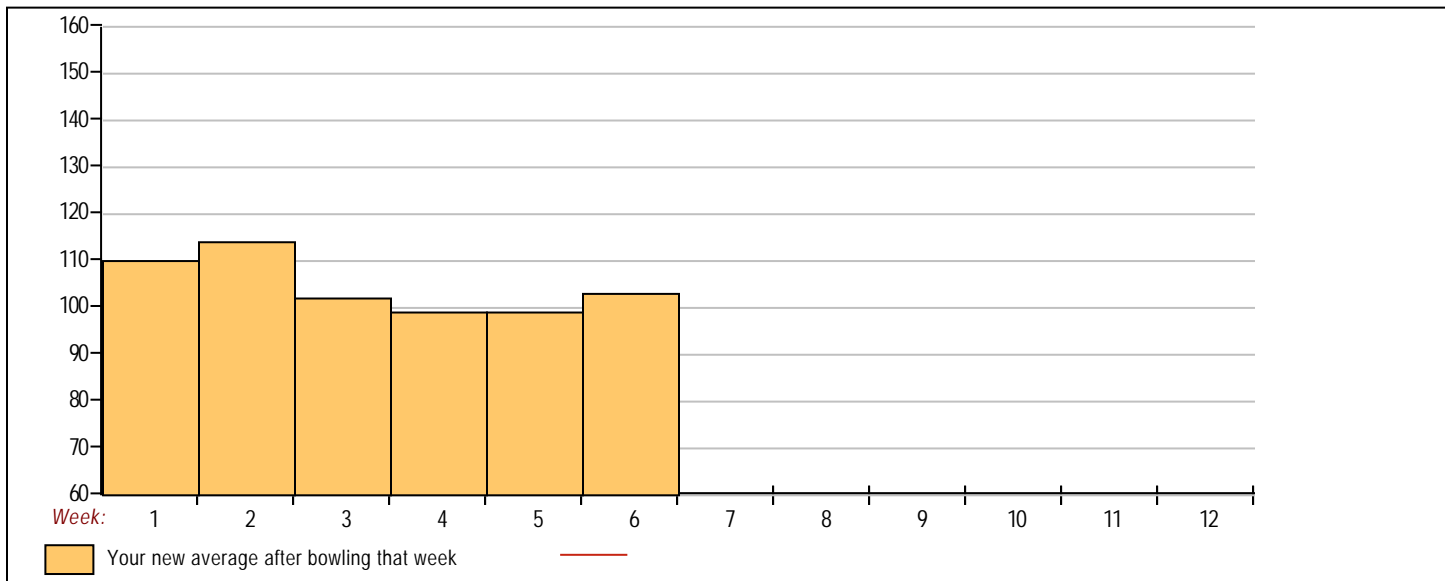


<u>&lt;100</u>	<u>100's</u>	<u>125's</u>	<u>150's</u>	<u>175's</u>	<u>200's</u>	<u>225's</u>	<u>250's</u>	<u>275's</u>	<u>300's</u>
7	7	1							
<u>&lt;400</u>	<u>400's</u>	<u>450's</u>	<u>500's</u>	<u>550's</u>	<u>600's</u>	<u>650's</u>	<u>700's</u>	<u>750's</u>	<u>800's</u>
5									

<u>Avg of Game 1</u>	<u>Avg of Game 2</u>	<u>Avg of Game 3</u>
97.20	101.60	111.60

High game of 142 on week 2      High series of 355 on week 2      High average of 114.17 after bowling week 2  
 Low game of 74 on week 3      Low series of 241 on week 3      Low average of 99.83 after bowling week 4

High Scores by Game  
 Game #1: 114 on week 1    Game #2: 123 on week 6    Game #3: 142 on week 2



Note: This report includes information through June 17 which is Week 6 of 12

**Dave Cheng's Bowling Record - Team 15: It's How You Roll**

Week No.	Bowling Date	Old Avg	Old HDCP	-			Total	HDCP Total	Pins	Gms	---Average Change---			High Game	High Sers	HDCP Game	HDCP Sers
				-1-	-2-	-3-					New - Old	--->	+/-				
1	05/13/26	bk186	27	203	223	205	631	712	631	3	210.33	- 0.00	= 210.33	223	631	250	712
2	05/20/26	bk186	27	159	171	142	472	553	1103	6	183.83	- 210.33	= -26.50	223	631	250	712
3	05/27/26	bk186	27	214	200	224	638	719	1741	9	193.44	- 183.83	= 9.61	224	638	251	719
4	06/03/26	193	21	201	182	200	583	646	2324	12	193.67	- 193.44	= 0.22	224	638	251	719
5	06/10/26	193	21	a193	a193	a193	579	642	2324	12	193.67	- 193.67	= 0.00	224	638	251	719
6	06/17/26	193	21	236	157	168	561	624	2885	15	192.33	- 193.67	= -1.33	236	638	257	719

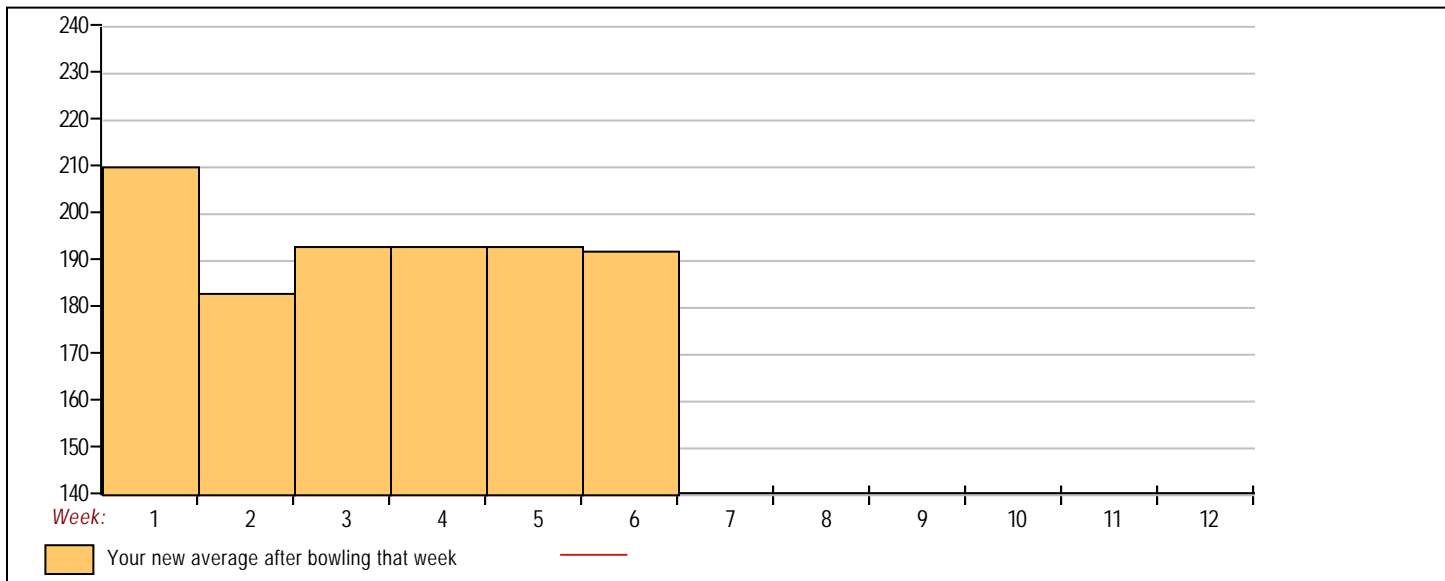


<u>&lt;100</u>	<u>100's</u>	<u>125's</u>	<u>150's</u>	<u>175's</u>	<u>200's</u>	<u>225's</u>	<u>250's</u>	<u>275's</u>	<u>300's</u>
		1	4	1	8	1			
<u>&lt;400</u>	<u>400's</u>	<u>450's</u>	<u>500's</u>	<u>550's</u>	<u>600's</u>	<u>650's</u>	<u>700's</u>	<u>750's</u>	<u>800's</u>
		1		2	2				

<u>Avg of Game 1</u>	<u>Avg of Game 2</u>	<u>Avg of Game 3</u>
202.60	186.60	187.80

High game of 236 on week 6      High series of 638 on week 3      High average of 210.33 after bowling week 1  
 Low game of 142 on week 2      Low series of 472 on week 2      Low average of 183.83 after bowling week 2

High Scores by Game  
 Game #1: 236 on week 6    Game #2: 223 on week 1    Game #3: 224 on week 3



Note: This report includes information through June 17 which is Week 6 of 12

**Nick Cicibrk's Bowling Record - Team 15: It's How You Roll**

Week No.	Bowling Date	Old Avg	Old HDCP	-			Total	HDCP Total	Pins	Gms	---Average Change---			High Game	High Sers	HDCP Game	HDCP Sers		
				-1-	-2-	-3-					New	Old	---> +/-						
1	05/13/26	bk194	20	187	246	234	667	727	667	3	222.33	-	0.00	=	222.33	246	667	266	727
2	05/20/26	bk194	20	211	193	160	564	624	1231	6	205.17	-	222.33	=	-17.17	246	667	266	727
3	05/27/26	bk194	20	190	205	214	609	669	1840	9	204.44	-	205.17	=	-0.72	246	667	266	727
4	06/03/26	204	12	a204	a204	a204	612	648	1840	9	204.44	-	204.44	=	0.00	246	667	266	727
5	06/10/26	204	12	170	203	210	583	619	2423	12	201.92	-	204.44	=	-2.53	246	667	266	727
6	06/17/26	201	15	214	182	161	557	602	2980	15	198.67	-	201.92	=	-3.25	246	667	266	727

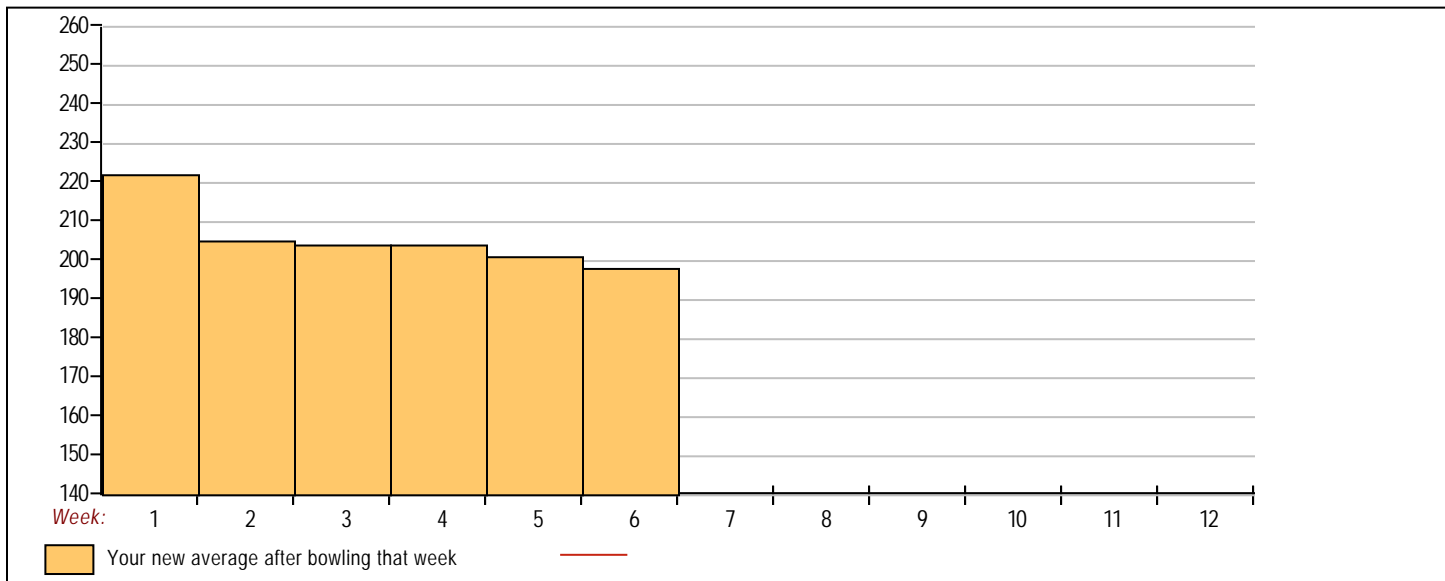


<u>&lt;100</u>	<u>100's</u>	<u>125's</u>	<u>150's</u>	<u>175's</u>	<u>200's</u>	<u>225's</u>	<u>250's</u>	<u>275's</u>	<u>300's</u>
			3	4	6	2			
<u>&lt;400</u>	<u>400's</u>	<u>450's</u>	<u>500's</u>	<u>550's</u>	<u>600's</u>	<u>650's</u>	<u>700's</u>	<u>750's</u>	<u>800's</u>
				3	1	1			

<u>Avg of Game 1</u>	<u>Avg of Game 2</u>	<u>Avg of Game 3</u>
194.40	205.80	195.80

High game of 246 on week 1      High series of 667 on week 1      High average of 222.33 after bowling week 1  
 Low game of 160 on week 2      Low series of 557 on week 6      Low average of 198.67 after bowling week 6

High Scores by Game  
 Game #1: 214 on week 6    Game #2: 246 on week 1    Game #3: 234 on week 1



Note: This report includes information through June 17 which is Week 6 of 12

**Joe Loo's Bowling Record - Team 15: It's How You Roll**

Week No.	Bowling Date	Old Avg	Old HDCP	-1-	-2-	-3-	Total	HDCP Total	Pins	Gms	---Average Change---			High Game	High Sers	HDCP Game	HDCP Sers
											New - Old	--->	+/-				
4	06/03/26	bk203	0				0	0	0	0		- 0.00 = 0.00	0	0			
5	06/10/26	bk203	0				0	0	0	0		- 0.00 = 0.00	0	0			
6	06/17/26	bk203	13				0	0	0	0		- 0.00 = 0.00	0	0			



- <100
- 100's
- 125's
- 150's
- 175's
- 200's
- 225's
- 250's
- 275's
- 300's
- <400
- 400's
- 450's
- 500's
- 550's
- 600's
- 650's
- 700's
- 750's
- 800's

Avg of Game 1   Avg of Game 2   Avg of Game 3

High game of 0 on week 0                      High series of 0 on week 0                      High average of 0.00 after bowling week 6  
 Low game of 0 on week 0                      Low series of 0 on week 0                      Low average of 0.00 after bowling week 6

High Scores by Game

Game #1: 0 on week 0   Game #2: 0 on week 0   Game #3: 0 on week 0

