

Note: This report includes information through June 17 which is Week 6 of 12

Connie Rosete's Bowling Record - Team 14: B.A.M.

Week No.	Bowling Date	Old Avg	Old HDCP	-1- -2- -3-			Total	HDCP Total	Pins	Gms	---Average Change---			High Game	High Sers	HDCP Game	HDCP Sers
											New - Old	--->	+/-				
1	05/13/26	bk142	62	153	132	117	402	588	402	3	134.00	- 0.00	= 134.00	153	402	215	588
2	05/20/26	bk142	62	118	114	193	425	611	827	6	137.83	- 134.00	= 3.83	193	425	255	611
3	05/27/26	bk142	62	111	92	153	356	542	1183	9	131.44	- 137.83	= -6.39	193	425	255	611
4	06/03/26	132	70	a132	a132	a132	396	606	1183	9	131.44	- 131.44	= 0.00	193	425	255	611
5	06/10/26	132	70	126	156	131	413	623	1596	12	133.00	- 131.44	= 1.56	193	425	255	623
6	06/17/26	133	69	138	130	138	406	613	2002	15	133.47	- 133.00	= 0.47	193	425	255	623

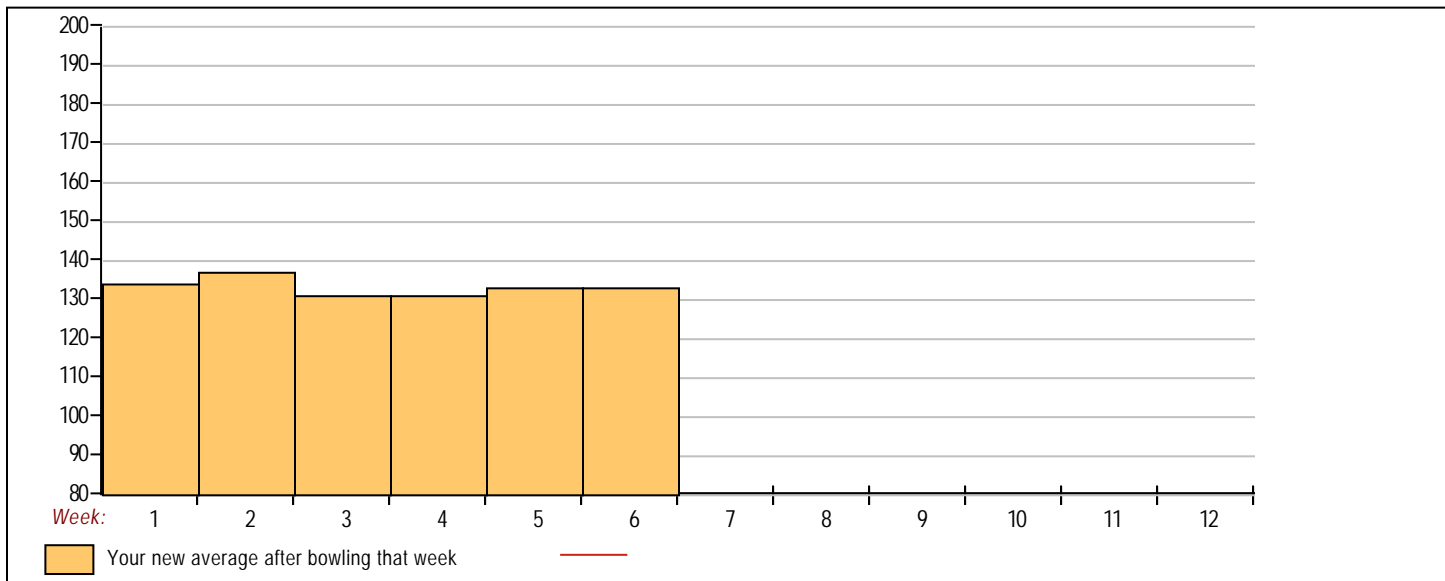


<u><100</u>	<u>100's</u>	<u>125's</u>	<u>150's</u>	<u>175's</u>	<u>200's</u>	<u>225's</u>	<u>250's</u>	<u>275's</u>	<u>300's</u>
1	4	6	3	1					
<u><400</u>	<u>400's</u>	<u>450's</u>	<u>500's</u>	<u>550's</u>	<u>600's</u>	<u>650's</u>	<u>700's</u>	<u>750's</u>	<u>800's</u>
1	4								

<u>Avg of Game 1</u>	<u>Avg of Game 2</u>	<u>Avg of Game 3</u>
129.20	124.80	146.40

High game of 193 on week 2 High series of 425 on week 2 High average of 137.83 after bowling week 2
 Low game of 92 on week 3 Low series of 356 on week 3 Low average of 131.44 after bowling week 3

High Scores by Game
 Game #1: 153 on week 1 Game #2: 156 on week 5 Game #3: 193 on week 2



Note: This report includes information through June 17 which is Week 6 of 12

Brandon Arnold's Bowling Record - Team 14: B.A.M.

Week No.	Bowling Date	Old Avg	Old HDCP	-1- -2- -3-			Total	HDCP Total	Pins	Gms	---Average Change---			High Game	High Sers	HDCP Game	HDCP Sers
				-1-	-2-	-3-					New - Old	--->	+/-				
1	05/13/26	bk156	51	140	171	191	502	655	502	3	167.33	- 0.00	= 167.33	191	502	242	655
2	05/20/26	bk156	51	165	219	140	524	677	1026	6	171.00	- 167.33	= 3.67	219	524	270	677
3	05/27/26	bk156	51	113	164	154	431	584	1457	9	161.89	- 171.00	= -9.11	219	524	270	677
4	06/03/26	161	47	129	211	136	476	617	1933	12	161.08	- 161.89	= -0.81	219	524	270	677
5	06/10/26	161	47	151	147	164	462	603	2395	15	159.67	- 161.08	= -1.42	219	524	270	677
6	06/17/26	159	48	174	129	183	486	630	2881	18	160.06	- 159.67	= 0.39	219	524	270	677

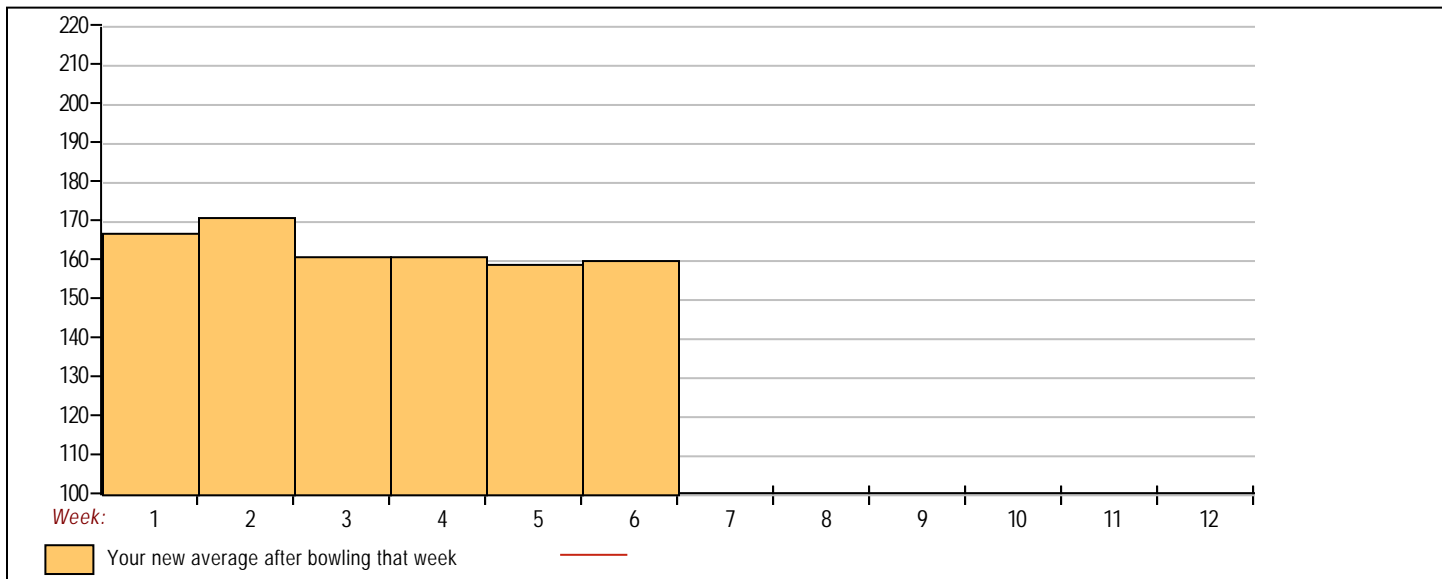


<u><100</u>	<u>100's</u>	<u>125's</u>	<u>150's</u>	<u>175's</u>	<u>200's</u>	<u>225's</u>	<u>250's</u>	<u>275's</u>	<u>300's</u>
	1	6	7	2	2				
<u><400</u>	<u>400's</u>	<u>450's</u>	<u>500's</u>	<u>550's</u>	<u>600's</u>	<u>650's</u>	<u>700's</u>	<u>750's</u>	<u>800's</u>
	1	3	2						

<u>Avg of Game 1</u>	<u>Avg of Game 2</u>	<u>Avg of Game 3</u>
145.33	173.50	161.33

High game of 219 on week 2 High series of 524 on week 2 High average of 171.00 after bowling week 2
 Low game of 113 on week 3 Low series of 431 on week 3 Low average of 159.67 after bowling week 5

High Scores by Game
 Game #1: 174 on week 6 Game #2: 219 on week 2 Game #3: 191 on week 1



Note: This report includes information through June 17 which is Week 6 of 12

Hugh Rosen's Bowling Record - Team 14: B.A.M.

Week No.	Bowling Date	Old Avg	Old HDCP	-1-	-2-	-3-	Total	HDCP Total	Pins	Gms	---Average Change---			High Game	High Sers	HDCP Game	HDCP Sers		
											New	Old	---> +/-						
1	05/13/26	bk185	0				0	0	0	0	-	0.00	=	0.00	0	0			
2	05/20/26	bk185	0				0	0	0	0	-	0.00	=	0.00	0	0			
3	05/27/26	bk185	28	183	258	183	624	708	624	3	208.00	-	0.00	=	208.00	258	624	286	708
4	06/03/26	bk185	28	158	190	147	495	579	1119	6	186.50	-	208.00	=	-21.50	258	624	286	708
5	06/10/26	bk185	0				0	0	1119	6	186.50	-	186.50	=	0.00	258	624	286	708
6	06/17/26	bk185	28	224	159	201	584	668	1703	9	189.22	-	186.50	=	2.72	258	624	286	708

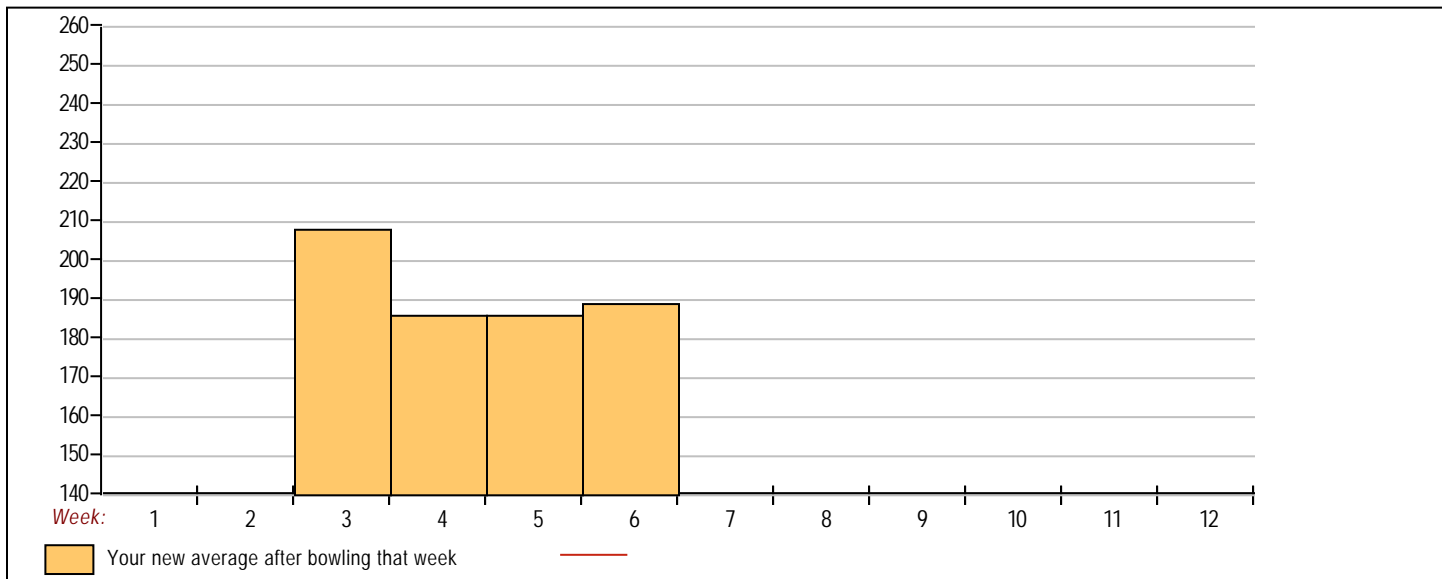


<u><100</u>	<u>100's</u>	<u>125's</u>	<u>150's</u>	<u>175's</u>	<u>200's</u>	<u>225's</u>	<u>250's</u>	<u>275's</u>	<u>300's</u>
		1	2	3	2		1		
<u><400</u>	<u>400's</u>	<u>450's</u>	<u>500's</u>	<u>550's</u>	<u>600's</u>	<u>650's</u>	<u>700's</u>	<u>750's</u>	<u>800's</u>
		1		1	1				

<u>Avg of Game 1</u>	<u>Avg of Game 2</u>	<u>Avg of Game 3</u>
188.33	202.33	177.00

High game of 258 on week 3 High series of 624 on week 3 High average of 208.00 after bowling week 3
 Low game of 147 on week 4 Low series of 495 on week 4 Low average of 186.50 after bowling week 4

High Scores by Game
 Game #1: 224 on week 6 Game #2: 258 on week 3 Game #3: 201 on week 6



Note: This report includes information through June 17 which is Week 6 of 12

Angela Morgan's Bowling Record - Team 14: B.A.M.

Week No.	Bowling Date	Old Avg	Old HDCP	-1-	-2-	-3-	Total	HDCP Total	Pins	Gms	---Average Change---			High Game	High Sers	HDCP Game	HDCP Sers
											New - Old	--->	+/-				
1	05/13/26	bk149	0				0	0	0	0		- 0.00 = 0.00	0	0			
2	05/20/26	bk149	0				0	0	0	0		- 0.00 = 0.00	0	0			
3	05/27/26	bk149	0				0	0	0	0		- 0.00 = 0.00	0	0			
4	06/03/26	bk149	0				0	0	0	0		- 0.00 = 0.00	0	0			
5	06/10/26	bk149	56	135	145	144	424	592	424	3		141.33 - 0.00 = 141.33	145	424	201	592	
6	06/17/26	bk149	56				0	0	424	3		141.33 - 141.33 = 0.00	145	424	201	592	

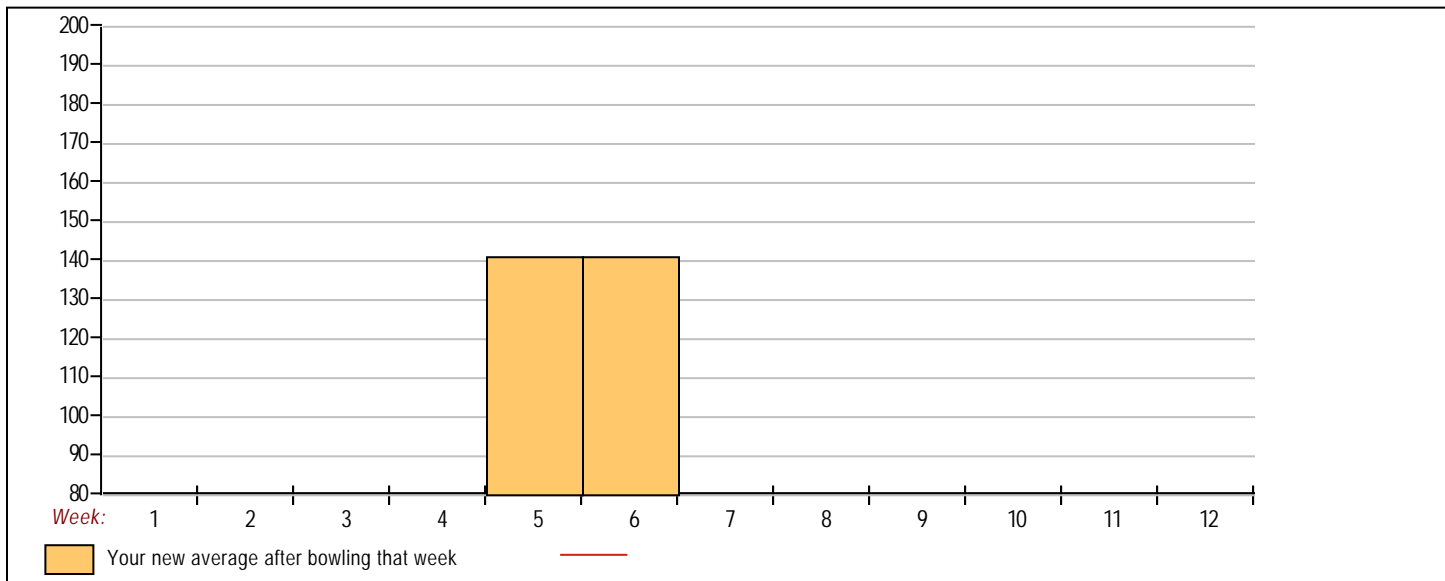


<u><100</u>	<u>100's</u>	<u>125's</u>	<u>150's</u>	<u>175's</u>	<u>200's</u>	<u>225's</u>	<u>250's</u>	<u>275's</u>	<u>300's</u>
		3							
<u><400</u>	<u>400's</u>	<u>450's</u>	<u>500's</u>	<u>550's</u>	<u>600's</u>	<u>650's</u>	<u>700's</u>	<u>750's</u>	<u>800's</u>
	1								

<u>Avg of Game 1</u>	<u>Avg of Game 2</u>	<u>Avg of Game 3</u>
135.00	145.00	144.00

High game of 145 on week 5 High series of 424 on week 5 High average of 141.33 after bowling week 5
 Low game of 135 on week 5 Low series of 424 on week 5 Low average of 141.33 after bowling week 5

High Scores by Game
 Game #1: 135 on week 5 Game #2: 145 on week 5 Game #3: 144 on week 5



Note: This report includes information through June 17 which is Week 6 of 12

Michael Morgan's Bowling Record - Team 14: B.A.M.

Week No.	Bowling Date	Old Avg	Old HDCP	-			Total	HDCP Total	Pins	Gms	---Average Change---			High Game	High Sers	HDCP Game	HDCP Sers		
				-1-	-2-	-3-					New	Old	---> +/-						
1	05/13/26	bk188	25	213	217	227	657	732	657	3	219.00	-	0.00	=	219.00	227	657	252	732
2	05/20/26	bk188	25	256	205	189	650	725	1307	6	217.83	-	219.00	=	-1.17	256	657	281	732
3	05/27/26	bk188	0				0	0	1307	6	217.83	-	217.83	=	0.00	256	657	281	732
4	06/03/26	bk188	0				0	0	1307	6	217.83	-	217.83	=	0.00	256	657	281	732
5	06/10/26	bk188	0				0	0	1307	6	217.83	-	217.83	=	0.00	256	657	281	732
6	06/17/26	bk188	25				0	0	1307	6	217.83	-	217.83	=	0.00	256	657	281	732



<u><100</u>	<u>100's</u>	<u>125's</u>	<u>150's</u>	<u>175's</u>	<u>200's</u>	<u>225's</u>	<u>250's</u>	<u>275's</u>	<u>300's</u>
				1	3	1	1		
<u><400</u>	<u>400's</u>	<u>450's</u>	<u>500's</u>	<u>550's</u>	<u>600's</u>	<u>650's</u>	<u>700's</u>	<u>750's</u>	<u>800's</u>
						2			

<u>Avg of Game 1</u>	<u>Avg of Game 2</u>	<u>Avg of Game 3</u>
234.50	211.00	208.00

High game of 256 on week 2 High series of 657 on week 1 High average of 219.00 after bowling week 1
 Low game of 189 on week 2 Low series of 650 on week 2 Low average of 217.83 after bowling week 2

High Scores by Game
 Game #1: 256 on week 2 Game #2: 217 on week 1 Game #3: 227 on week 1

