

Note: This report includes information through June 17 which is Week 6 of 12

Vannesa Wu's Bowling Record - Team 11: Team 11

Week No.	Bowling Date	Old Avg	Old HDCP	-			Total	HDCP Total	Pins	Gms	---Average Change---			High Game	High Sers	HDCP Game	HDCP Sers		
				-1-	-2-	-3-					New - Old	--->	+/-						
2	05/20/26	bk108	89	162	79	122	363	630	363	3	121.00	-	0.00	=	121.00	162	363	251	630
3	05/27/26	bk108	0				0	0	363	3	121.00	-	121.00	=	0.00	162	363	251	630
4	06/03/26	bk108	89	82	125	118	325	592	688	6	114.67	-	121.00	=	-6.33	162	363	251	630
5	06/10/26	bk108	89	111	119	154	384	651	1072	9	119.11	-	114.67	=	4.44	162	384	251	651
6	06/17/26	119	80	121	109	113	343	583	1415	12	117.92	-	119.11	=	-1.19	162	384	251	651

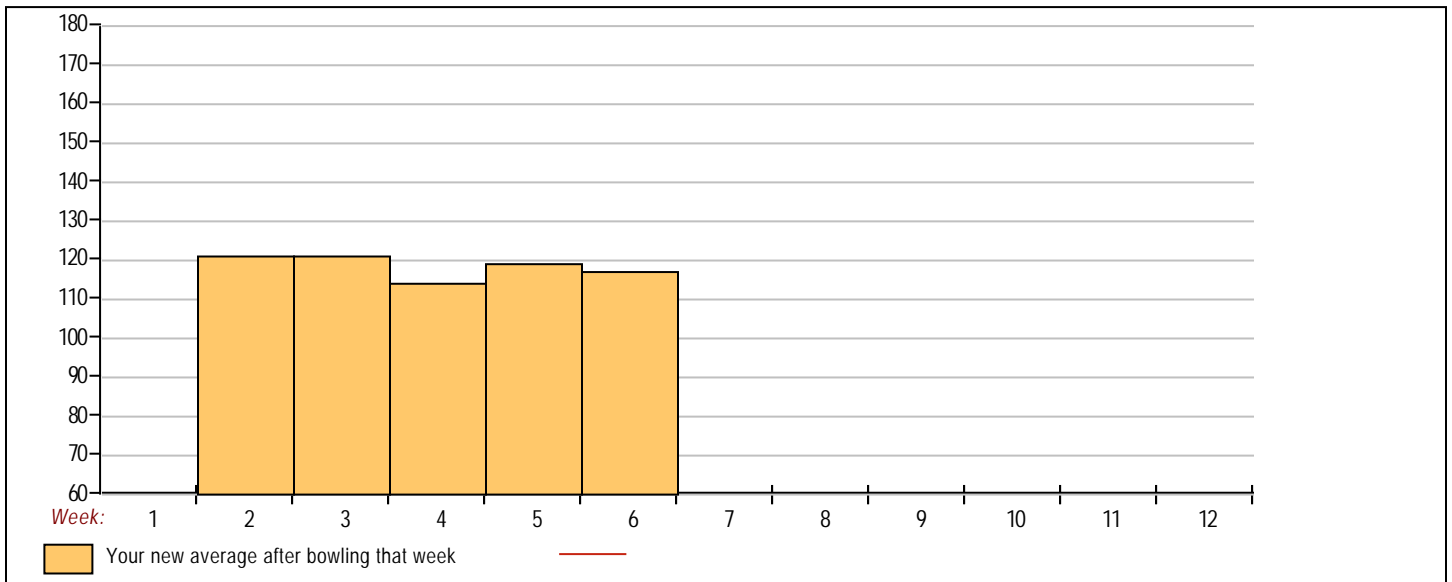
<u><100</u>	<u>100's</u>	<u>125's</u>	<u>150's</u>	<u>175's</u>	<u>200's</u>	<u>225's</u>	<u>250's</u>	<u>275's</u>	<u>300's</u>
2	7	1	2						
<u><400</u>	<u>400's</u>	<u>450's</u>	<u>500's</u>	<u>550's</u>	<u>600's</u>	<u>650's</u>	<u>700's</u>	<u>750's</u>	<u>800's</u>
4									

<u>Avg of Game 1</u>	<u>Avg of Game 2</u>	<u>Avg of Game 3</u>
119.00	108.00	126.75

High game of 162 on week 2 High series of 384 on week 5 High average of 121.00 after bowling week 2
 Low game of 79 on week 2 Low series of 325 on week 4 Low average of 114.67 after bowling week 4

High Scores by Game

Game #1: 162 on week 2 Game #2: 125 on week 4 Game #3: 154 on week 5



Note: This report includes information through June 17 which is Week 6 of 12

Norman Ng's Bowling Record - Team 11: Team 11

Week No.	Bowling Date	Old Avg	Old HDCP	-			Total	HDCP Total	Pins	Gms	---Average Change---			High Game	High Sers	HDCP Game	HDCP Sers		
				-1-	-2-	-3-					New	Old	---> +/-						
1	05/13/26	bk194	20	151	131	186	468	528	468	3	156.00	-	0.00	=	156.00	186	468	206	528
2	05/20/26	bk194	20	181	158	200	539	599	1007	6	167.83	-	156.00	=	11.83	200	539	220	599
3	05/27/26	bk194	20	172	192	168	532	592	1539	9	171.00	-	167.83	=	3.17	200	539	220	599
4	06/03/26	184	28	209	196	203	608	692	2147	12	178.92	-	171.00	=	7.92	209	608	237	692
5	06/10/26	184	28	149	161	207	517	601	2664	15	177.60	-	178.92	=	-1.32	209	608	237	692
6	06/17/26	184	28	220	223	148	591	675	3255	18	180.83	-	177.60	=	3.23	223	608	251	692

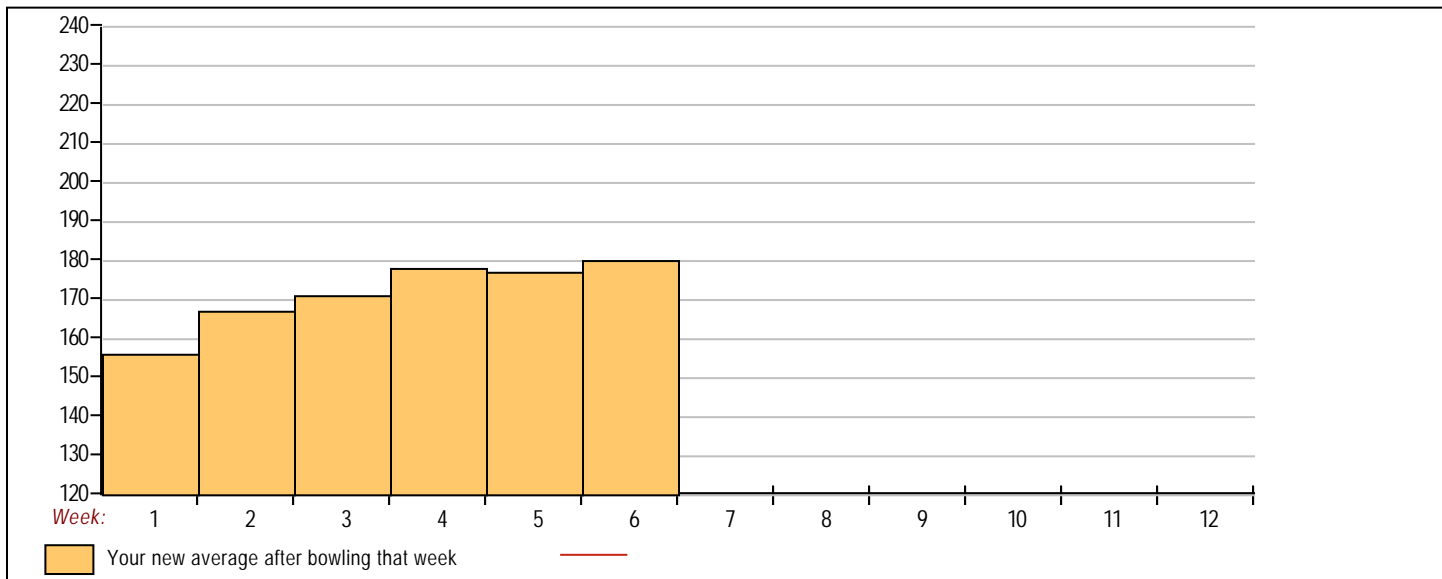


<u><100</u>	<u>100's</u>	<u>125's</u>	<u>150's</u>	<u>175's</u>	<u>200's</u>	<u>225's</u>	<u>250's</u>	<u>275's</u>	<u>300's</u>
		3	5	4	6				
<u><400</u>	<u>400's</u>	<u>450's</u>	<u>500's</u>	<u>550's</u>	<u>600's</u>	<u>650's</u>	<u>700's</u>	<u>750's</u>	<u>800's</u>
		1	3	1	1				

<u>Avg of Game 1</u>	<u>Avg of Game 2</u>	<u>Avg of Game 3</u>
180.33	176.83	185.33

High game of 223 on week 6 High series of 608 on week 4 High average of 180.83 after bowling week 6
 Low game of 131 on week 1 Low series of 468 on week 1 Low average of 156.00 after bowling week 1

High Scores by Game
 Game #1: 220 on week 6 Game #2: 223 on week 6 Game #3: 207 on week 5



Note: This report includes information through June 17 which is Week 6 of 12

Aaron Luong's Bowling Record - Team 11: Team 11

Week No.	Bowling Date	Old Avg	Old HDCP	-			Total	HDCP Total	Pins	Gms	---Average Change---			High Game	High Sers	HDCP Game	HDCP Sers		
				-1-	-2-	-3-					New - Old	--->	+/-						
1	05/13/26	bk182	30	125	153	196	474	564	474	3	158.00	-	0.00	=	158.00	196	474	226	564
2	05/20/26	bk182	30	192	209	182	583	673	1057	6	176.17	-	158.00	=	18.17	209	583	239	673
3	05/27/26	bk182	30	185	204	185	574	664	1631	9	181.22	-	176.17	=	5.06	209	583	239	673
4	06/03/26	181	31	210	176	222	608	701	2239	12	186.58	-	181.22	=	5.36	222	608	253	701
5	06/10/26	186	27	184	177	194	555	636	2794	15	186.27	-	186.58	=	-0.32	222	608	253	701
6	06/17/26	186	27	161	167	191	519	600	3313	18	184.06	-	186.27	=	-2.21	222	608	253	701

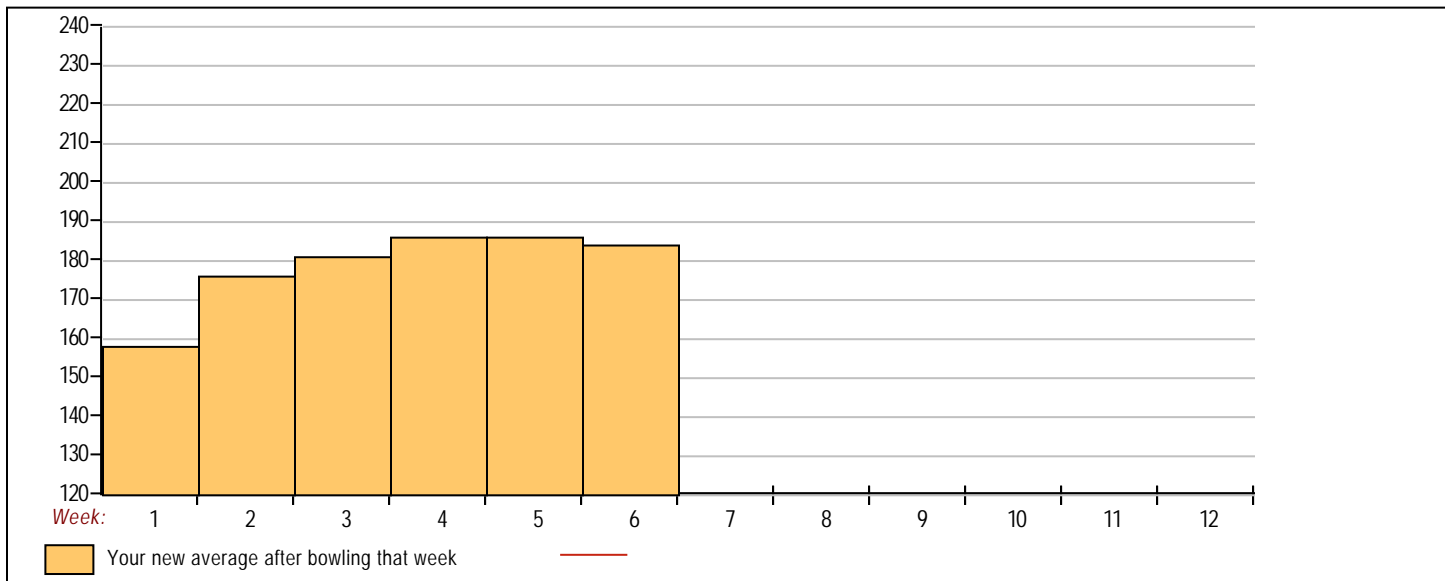


<u><100</u>	<u>100's</u>	<u>125's</u>	<u>150's</u>	<u>175's</u>	<u>200's</u>	<u>225's</u>	<u>250's</u>	<u>275's</u>	<u>300's</u>
		1	3	10	4				
<u><400</u>	<u>400's</u>	<u>450's</u>	<u>500's</u>	<u>550's</u>	<u>600's</u>	<u>650's</u>	<u>700's</u>	<u>750's</u>	<u>800's</u>
		1	1	3	1				

<u>Avg of Game 1</u>	<u>Avg of Game 2</u>	<u>Avg of Game 3</u>
176.17	181.00	195.00

High game of 222 on week 4 High series of 608 on week 4 High average of 186.58 after bowling week 4
 Low game of 125 on week 1 Low series of 474 on week 1 Low average of 158.00 after bowling week 1

High Scores by Game
 Game #1: 210 on week 4 Game #2: 209 on week 2 Game #3: 222 on week 4



Note: This report includes information through June 17 which is Week 6 of 12

George Fernandez's Bowling Record - Team 11: Team 11

Week No.	Bowling Date	Old Avg	Old HDCP	-			Total	HDCP Total	Pins	Gms	---Average Change---			High Game	High Sers	HDCP Game	HDCP Sers		
				-1-	-2-	-3-					New - Old	--->	+/-						
2	05/20/26	bk183	0				0	0	0	0	-	0.00	=	0.00	0	0			
3	05/27/26	bk183	29	175	231	181	587	674	587	3	195.67	-	0.00	=	195.67	231	587	260	674
4	06/03/26	bk183	0				0	0	587	3	195.67	-	195.67	=	0.00	231	587	260	674
5	06/10/26	bk183	0				0	0	587	3	195.67	-	195.67	=	0.00	231	587	260	674
6	06/17/26	bk183	29				0	0	587	3	195.67	-	195.67	=	0.00	231	587	260	674



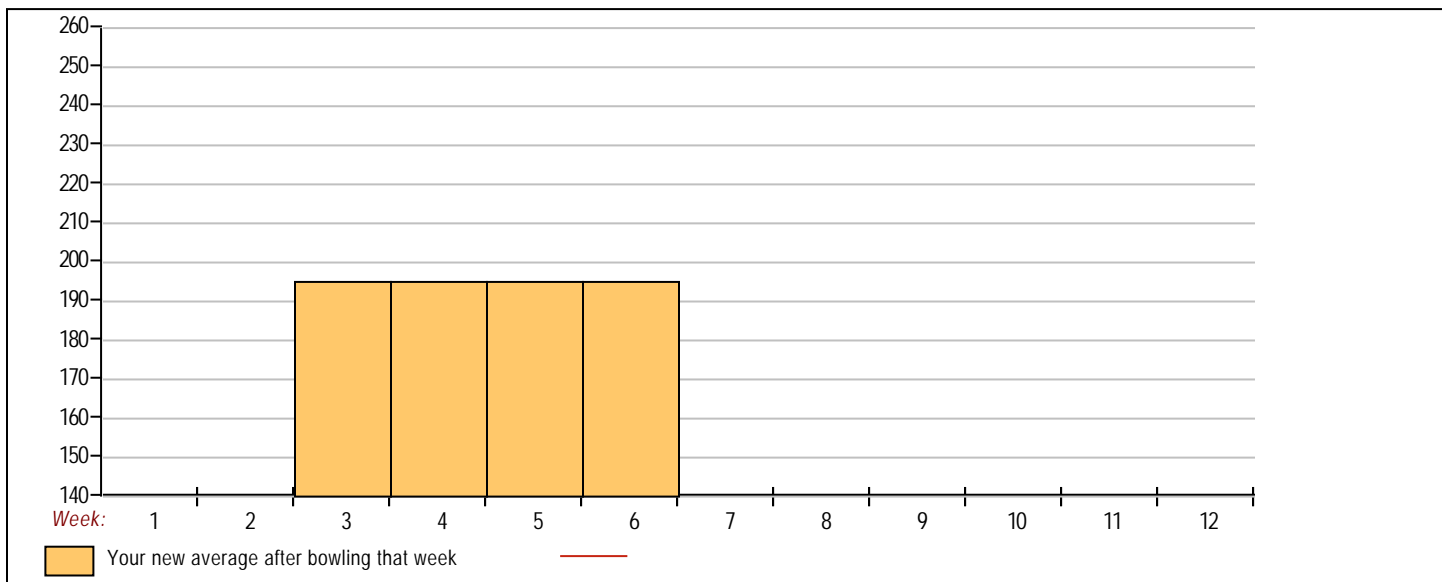
<u><100</u>	<u>100's</u>	<u>125's</u>	<u>150's</u>	<u>175's</u>	<u>200's</u>	<u>225's</u>	<u>250's</u>	<u>275's</u>	<u>300's</u>
				2		1			
<u><400</u>	<u>400's</u>	<u>450's</u>	<u>500's</u>	<u>550's</u>	<u>600's</u>	<u>650's</u>	<u>700's</u>	<u>750's</u>	<u>800's</u>
				1					

<u>Avg of Game 1</u>	<u>Avg of Game 2</u>	<u>Avg of Game 3</u>
175.00	231.00	181.00

High game of 231 on week 3 High series of 587 on week 3 High average of 195.67 after bowling week 3
 Low game of 175 on week 3 Low series of 587 on week 3 Low average of 195.67 after bowling week 3

High Scores by Game

Game #1: 175 on week 3 Game #2: 231 on week 3 Game #3: 181 on week 3



Note: This report includes information through June 17 which is Week 6 of 12

Leanne Lay's Bowling Record - Team 11: Team 11

Week No.	Bowling Date	Old Avg	Old HDCP	-1-	-2-	-3-	Total	HDCP Total	Pins	Gms	---Average Change---			High Game	High Sers	HDCP Game	HDCP Sers		
											New - Old ---> +/-								
1	05/13/26	bk125	76	101	103	121	325	553	325	3	108.33	-	0.00	=	108.33	121	325	197	553
2	05/20/26	bk125	0				0	0	325	3	108.33	-	108.33	=	0.00	121	325	197	553
3	05/27/26	bk125	0				0	0	325	3	108.33	-	108.33	=	0.00	121	325	197	553
4	06/03/26	bk125	0				0	0	325	3	108.33	-	108.33	=	0.00	121	325	197	553
5	06/10/26	bk125	0				0	0	325	3	108.33	-	108.33	=	0.00	121	325	197	553
6	06/17/26	bk125	76				0	0	325	3	108.33	-	108.33	=	0.00	121	325	197	553



<u><100</u>	<u>100's</u>	<u>125's</u>	<u>150's</u>	<u>175's</u>	<u>200's</u>	<u>225's</u>	<u>250's</u>	<u>275's</u>	<u>300's</u>
	3								
<u><400</u>	<u>400's</u>	<u>450's</u>	<u>500's</u>	<u>550's</u>	<u>600's</u>	<u>650's</u>	<u>700's</u>	<u>750's</u>	<u>800's</u>
1									

<u>Avg of Game 1</u>	<u>Avg of Game 2</u>	<u>Avg of Game 3</u>
101.00	103.00	121.00

High game of 121 on week 1 High series of 325 on week 1 High average of 108.33 after bowling week 1
 Low game of 101 on week 1 Low series of 325 on week 1 Low average of 108.33 after bowling week 1

High Scores by Game
 Game #1: 101 on week 1 Game #2: 103 on week 1 Game #3: 121 on week 1

