

Note: This report includes information through June 2 which is Week 4 of 12

Anthony Erdene's Bowling Record - Team 9: Team 9

Week No.	Bowling Date	Old Avg	Old HDCP	-			Total	HDCP Total	Pins	Gms	---Average Change---			High Game	High Sers	HDCP Game	HDCP Sers		
				-1-	-2-	-3-					New	Old	---> +/-						
1	05/12/26	bk163	45	168	171	196	535	670	535	3	178.33	-	0.00	=	178.33	196	535	241	670
2	05/19/26	bk163	45	180	155	180	515	650	1050	6	175.00	-	178.33	=	-3.33	196	535	241	670
3	05/26/26	bk163	45	132	162	218	512	647	1562	9	173.56	-	175.00	=	-1.44	218	535	263	670
4	06/02/26	173	37	189	152	211	552	663	2114	12	176.17	-	173.56	=	2.61	218	552	263	670

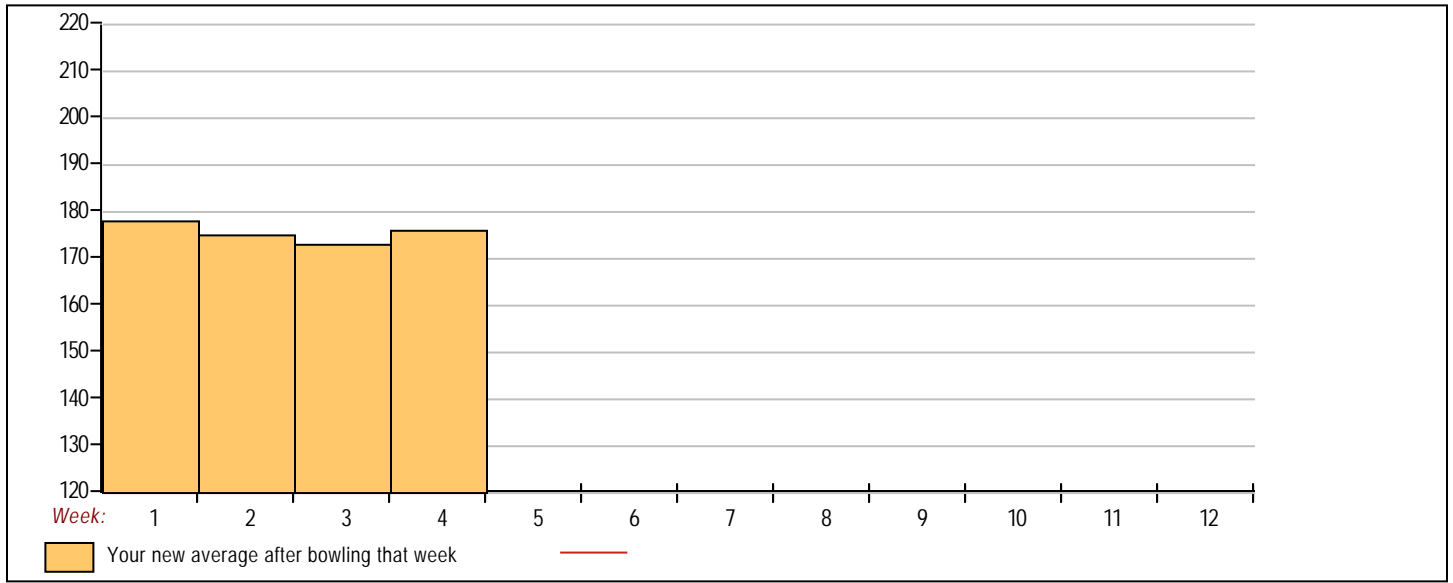


<u><100</u>	<u>100's</u>	<u>125's</u>	<u>150's</u>	<u>175's</u>	<u>200's</u>	<u>225's</u>	<u>250's</u>	<u>275's</u>	<u>300's</u>
		1	5	4	2				
<u><400</u>	<u>400's</u>	<u>450's</u>	<u>500's</u>	<u>550's</u>	<u>600's</u>	<u>650's</u>	<u>700's</u>	<u>750's</u>	<u>800's</u>
			3	1					

<u>Avg of Game 1</u>	<u>Avg of Game 2</u>	<u>Avg of Game 3</u>
167.25	160.00	201.25

High game of 218 on week 3 High series of 552 on week 4 High average of 178.33 after bowling week 1
 Low game of 132 on week 3 Low series of 512 on week 3 Low average of 173.56 after bowling week 3

High Scores by Game
 Game #1: 189 on week 4 Game #2: 171 on week 1 Game #3: 218 on week 3



Note: This report includes information through June 2 which is Week 4 of 12

Jenn Phaxayavong's Bowling Record - Team 9: Team 9

Week No.	Bowling Date	Old Avg	Old HDCP	---Average Change---			HDCP Total	Pins	Gms	High Game	High Sers	HDCP Game	HDCP Sers				
				-1-	-2-	-3-								New - Old ---> +/-			
1	05/12/26	bk175	0				0	0	0	0	0	0	0				
2	05/19/26	bk175	36	194	148	213	555	663	555	3	185.00	0.00	= 185.00	213	555	249	663
3	05/26/26	bk175	0				0	0	555	3	185.00	- 185.00	= 0.00	213	555	249	663
4	06/02/26	bk175	36	182	142	167	491	599	1046	6	174.33	- 185.00	= -10.67	213	555	249	663



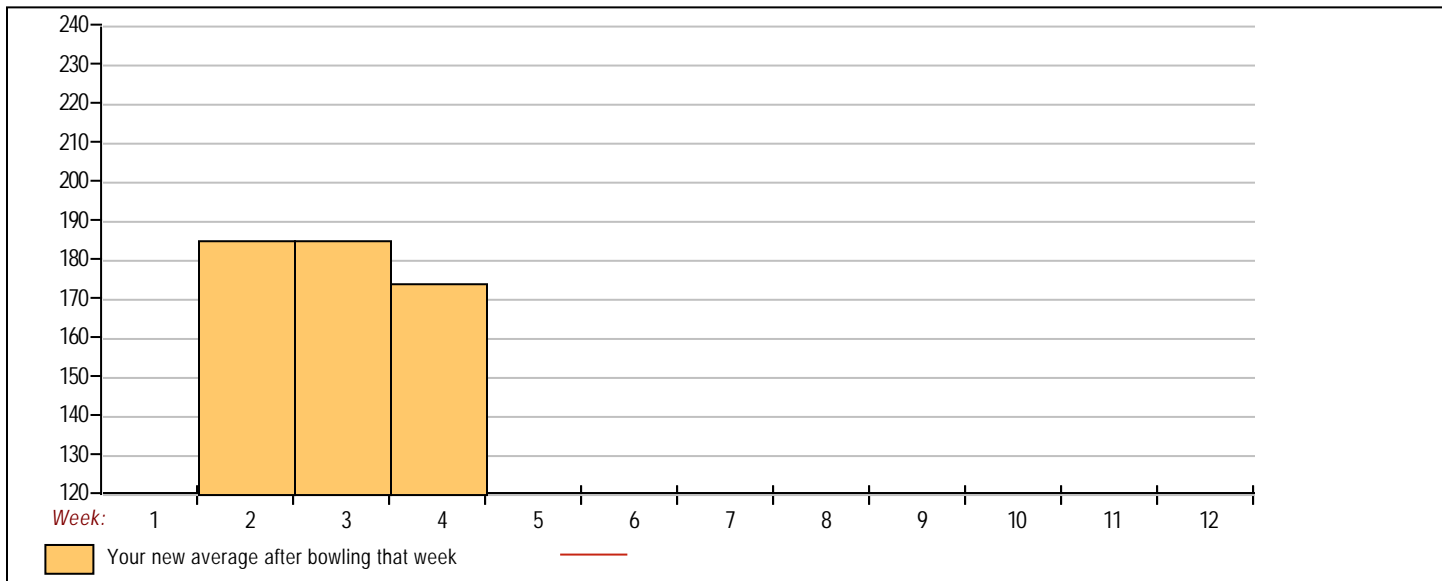
<u><100</u>	<u>100's</u>	<u>125's</u>	<u>150's</u>	<u>175's</u>	<u>200's</u>	<u>225's</u>	<u>250's</u>	<u>275's</u>	<u>300's</u>
		2	1	2	1				
<u><400</u>	<u>400's</u>	<u>450's</u>	<u>500's</u>	<u>550's</u>	<u>600's</u>	<u>650's</u>	<u>700's</u>	<u>750's</u>	<u>800's</u>
		1		1					

<u>Avg of Game 1</u>	<u>Avg of Game 2</u>	<u>Avg of Game 3</u>
188.00	145.00	190.00

High game of 213 on week 2 High series of 555 on week 2 High average of 185.00 after bowling week 2
 Low game of 142 on week 4 Low series of 491 on week 4 Low average of 174.33 after bowling week 4

High Scores by Game

Game #1: 194 on week 2 Game #2: 148 on week 2 Game #3: 213 on week 2



Note: This report includes information through June 2 which is Week 4 of 12

Yoon Lee's Bowling Record - Team 9: Team 9

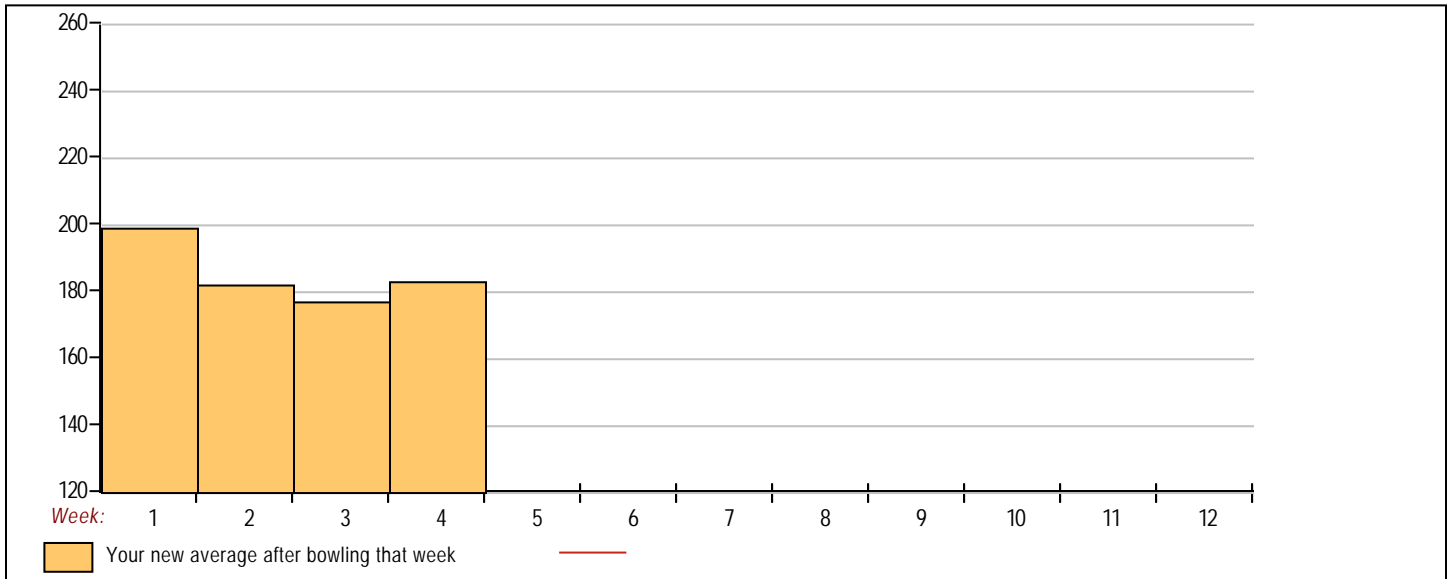
Week No.	Bowling Date	Old Avg	Old HDCP	-			Total	HDCP Total	Pins	Gms	---Average Change---			High Game	High Sers	HDCP Game	HDCP Sers		
				-1-	-2-	-3-					New - Old	--->	+/-						
1	05/12/26	bk197	18	190	201	206	597	651	597	3	199.00	-	0.00	=	199.00	206	597	224	651
2	05/19/26	bk197	18	171	180	149	500	554	1097	6	182.83	-	199.00	=	-16.17	206	597	224	651
3	05/26/26	bk197	18	164	133	200	497	551	1594	9	177.11	-	182.83	=	-5.72	206	597	224	651
4	06/02/26	187	26	165	198	247	610	688	2204	12	183.67	-	177.11	=	6.56	247	610	273	688

<u><100</u>	<u>100's</u>	<u>125's</u>	<u>150's</u>	<u>175's</u>	<u>200's</u>	<u>225's</u>	<u>250's</u>	<u>275's</u>	<u>300's</u>
		2	3	3	3	1			
<u><400</u>	<u>400's</u>	<u>450's</u>	<u>500's</u>	<u>550's</u>	<u>600's</u>	<u>650's</u>	<u>700's</u>	<u>750's</u>	<u>800's</u>
		1	1	1	1				

<u>Avg of Game 1</u>	<u>Avg of Game 2</u>	<u>Avg of Game 3</u>
172.50	178.00	200.50

High game of 247 on week 4 High series of 610 on week 4 High average of 199.00 after bowling week 1
 Low game of 133 on week 3 Low series of 497 on week 3 Low average of 177.11 after bowling week 3

High Scores by Game
 Game #1: 190 on week 1 Game #2: 201 on week 1 Game #3: 247 on week 4



Note: This report includes information through June 2 which is Week 4 of 12

Willy Cho's Bowling Record - Team 9: Team 9

Week No.	Bowling Date	Old Avg	Old HDCP	HDCP			Total	HDCP Total	Pins		Gms	---Average Change---			High Game	High Sers	HDCP Game	HDCP Sers	
				-1-	-2-	-3-			New	Old		---> +/-							
1	05/12/26	bk192	22	170	167	175	512	578	512	3	170.67	-	0.00	=	170.67	175	512	197	578
2	05/19/26	bk192	22	213	162	173	548	614	1060	6	176.67	-	170.67	=	6.00	213	548	235	614
3	05/26/26	bk192	22	138	184	194	516	582	1576	9	175.11	-	176.67	=	-1.56	213	548	235	614
4	06/02/26	182	30				0	0	1576	9	175.11	-	175.11	=	0.00	213	548	235	614



<u><100</u>	<u>100's</u>	<u>125's</u>	<u>150's</u>	<u>175's</u>	<u>200's</u>	<u>225's</u>	<u>250's</u>	<u>275's</u>	<u>300's</u>
		1	4	3	1				
<u><400</u>	<u>400's</u>	<u>450's</u>	<u>500's</u>	<u>550's</u>	<u>600's</u>	<u>650's</u>	<u>700's</u>	<u>750's</u>	<u>800's</u>
			3						

<u>Avg of Game 1</u>	<u>Avg of Game 2</u>	<u>Avg of Game 3</u>
173.67	171.00	180.67

High game of 213 on week 2 High series of 548 on week 2 High average of 176.67 after bowling week 2
 Low game of 138 on week 3 Low series of 512 on week 1 Low average of 170.67 after bowling week 1

High Scores by Game

Game #1: 213 on week 2 Game #2: 184 on week 3 Game #3: 194 on week 3

