

Note: This report includes information through June 16 which is Week 6 of 12

Jonathan Saelaw's Bowling Record - Team 28: Team 28

Week No.	Bowling Date	Old Avg	Old HDCP	-			Total	HDCP Total	Pins	Gms	---Average Change---			High Game	High Sers	HDCP Game	HDCP Sers		
				-1-	-2-	-3-					New	Old	---> +/-						
1	05/12/26	bk195	20	258	255	212	725	785	725	3	241.67	-	0.00	=	241.67	258	725	278	785
2	05/19/26	bk195	20	244	185	255	684	744	1409	6	234.83	-	241.67	=	-6.83	258	725	278	785
3	05/26/26	bk195	20	180	182	217	579	639	1988	9	220.89	-	234.83	=	-13.94	258	725	278	785
4	06/02/26	220	0				0	0	1988	9	220.89	-	220.89	=	0.00	258	725	278	785
5	06/09/26	220	0	157	179	187	523	523	2511	12	209.25	-	220.89	=	-11.64	258	725	278	785
6	06/16/26	209	8	143	173	178	494	518	3005	15	200.33	-	209.25	=	-8.92	258	725	278	785

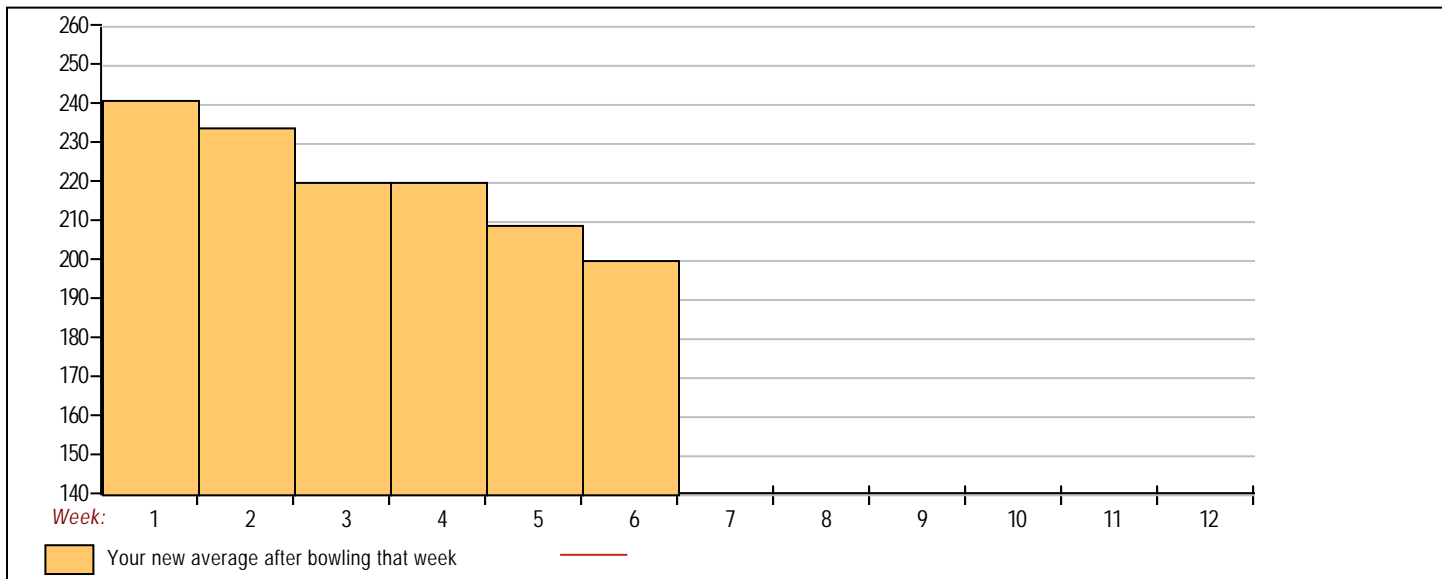


<u><100</u>	<u>100's</u>	<u>125's</u>	<u>150's</u>	<u>175's</u>	<u>200's</u>	<u>225's</u>	<u>250's</u>	<u>275's</u>	<u>300's</u>
		1	2	6	2	1	3		
<u><400</u>	<u>400's</u>	<u>450's</u>	<u>500's</u>	<u>550's</u>	<u>600's</u>	<u>650's</u>	<u>700's</u>	<u>750's</u>	<u>800's</u>
		1	1	1		1	1		

<u>Avg of Game 1</u>	<u>Avg of Game 2</u>	<u>Avg of Game 3</u>
196.40	194.80	209.80

High game of 258 on week 1 High series of 725 on week 1 High average of 241.67 after bowling week 1
 Low game of 143 on week 6 Low series of 494 on week 6 Low average of 200.33 after bowling week 6

High Scores by Game
 Game #1: 258 on week 1 Game #2: 255 on week 1 Game #3: 255 on week 2



Note: This report includes information through June 16 which is Week 6 of 12

Ethan Tran's Bowling Record - Team 28: Team 28

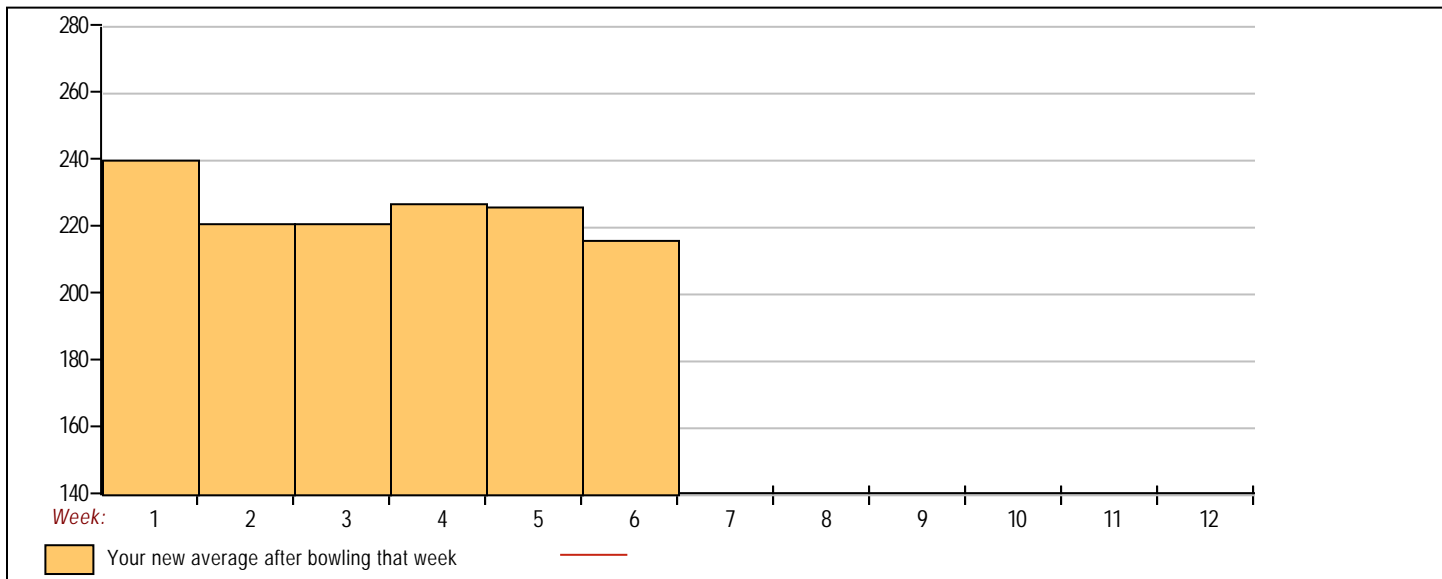
Week No.	Bowling Date	Old Avg	Old HDCP	-			Total	HDCP Total	Pins	Gms	---Average Change---			High Game	High Sers	HDCP Game	HDCP Sers		
				-1-	-2-	-3-					New	Old	---> +/-						
1	05/12/26	bk201	15	256	210	255	721	766	721	3	240.33	-	0.00	=	240.33	256	721	271	766
2	05/19/26	bk201	15	203	192	212	607	652	1328	6	221.33	-	240.33	=	-19.00	256	721	271	766
3	05/26/26	bk201	15	204	251	214	669	714	1997	9	221.89	-	221.33	=	0.56	256	721	271	766
4	06/02/26	221	0	279	258	190	727	727	2724	12	227.00	-	221.89	=	5.11	279	727	279	766
5	06/09/26	227	0	194	206	279	679	679	3403	15	226.87	-	227.00	=	-0.13	279	727	279	766
6	06/16/26	226	0	152	156	179	487	487	3890	18	216.11	-	226.87	=	-10.76	279	727	279	766



<u><100</u>	<u>100's</u>	<u>125's</u>	<u>150's</u>	<u>175's</u>	<u>200's</u>	<u>225's</u>	<u>250's</u>	<u>275's</u>	<u>300's</u>		
			2	4	6		4	2			
<u><400</u>	<u>400's</u>	<u>450's</u>	<u>500's</u>	<u>550's</u>	<u>600's</u>	<u>650's</u>	<u>700's</u>	<u>750's</u>	<u>800's</u>		
		1			1	2	2				
			<u>Avg of Game 1</u>			<u>Avg of Game 2</u>			<u>Avg of Game 3</u>		
			214.67			212.17			221.50		

High game of 279 on week 4 High series of 727 on week 4 High average of 240.33 after bowling week 1
 Low game of 152 on week 6 Low series of 487 on week 6 Low average of 216.11 after bowling week 6

High Scores by Game
 Game #1: 279 on week 4 Game #2: 258 on week 4 Game #3: 279 on week 5



Note: This report includes information through June 16 which is Week 6 of 12

Tom Stepp's Bowling Record - Team 28: Team 28

Week No.	Bowling Date	Old Avg	Old HDCP	-1-	-2-	-3-	Total	HDCP		---Average Change---			High Game	High Sers	HDCP Game	HDCP Sers		
								Total	Pins	Gms	New - Old	--->					+/-	
1	05/12/26	bk197	0				0	0	0	0	-	0.00	=	0.00	0	0		
2	05/19/26	bk197	0				0	0	0	0	-	0.00	=	0.00	0	0		
3	05/26/26	bk197	0				0	0	0	0	-	0.00	=	0.00	0	0		
4	06/02/26	bk197	0				0	0	0	0	-	0.00	=	0.00	0	0		
5	06/09/26	bk197	0				0	0	0	0	-	0.00	=	0.00	0	0		
6	06/16/26	bk197	18				0	0	0	0	-	0.00	=	0.00	0	0		



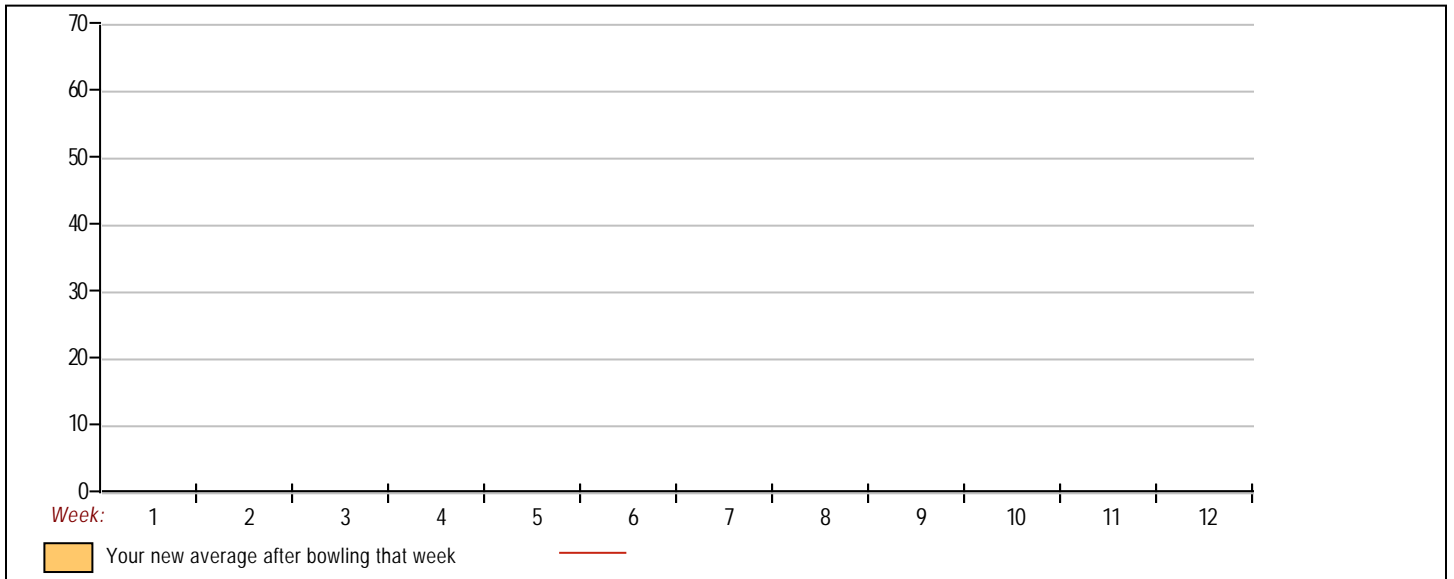
- <100
- 100's
- 125's
- 150's
- 175's
- 200's
- 225's
- 250's
- 275's
- 300's
- <400
- 400's
- 450's
- 500's
- 550's
- 600's
- 650's
- 700's
- 750's
- 800's

Avg of Game 1 Avg of Game 2 Avg of Game 3

High game of 0 on week 0 High series of 0 on week 0 High average of 0.00 after bowling week 6
 Low game of 0 on week 0 Low series of 0 on week 0 Low average of 0.00 after bowling week 6

High Scores by Game

Game #1: 0 on week 0 Game #2: 0 on week 0 Game #3: 0 on week 0



Note: This report includes information through June 16 which is Week 6 of 12

Matt Santos's Bowling Record - Team 28: Team 28

Week No.	Bowling Date	Old Avg	Old HDCP	-1- -2- -3-			Total	HDCP Total	Pins	Gms	---Average Change---			High Game	High Sers	HDCP Game	HDCP Sers
											New - Old	--->	+/-				
1	05/12/26	bk170	40	177	141	174	492	612	492	3	164.00	- 0.00	= 164.00	177	492	217	612
2	05/19/26	bk170	40	110	173	198	481	601	973	6	162.17	- 164.00	= -1.83	198	492	238	612
3	05/26/26	bk170	40	162	242	122	526	646	1499	9	166.56	- 162.17	= 4.39	242	526	282	646
4	06/02/26	166	0				0	0	1499	9	166.56	- 166.56	= 0.00	242	526	282	646
5	06/09/26	166	43	a166	a166	a166	498	627	1499	9	166.56	- 166.56	= 0.00	242	526	282	646
6	06/16/26	166	43				0	0	1499	9	166.56	- 166.56	= 0.00	242	526	282	646

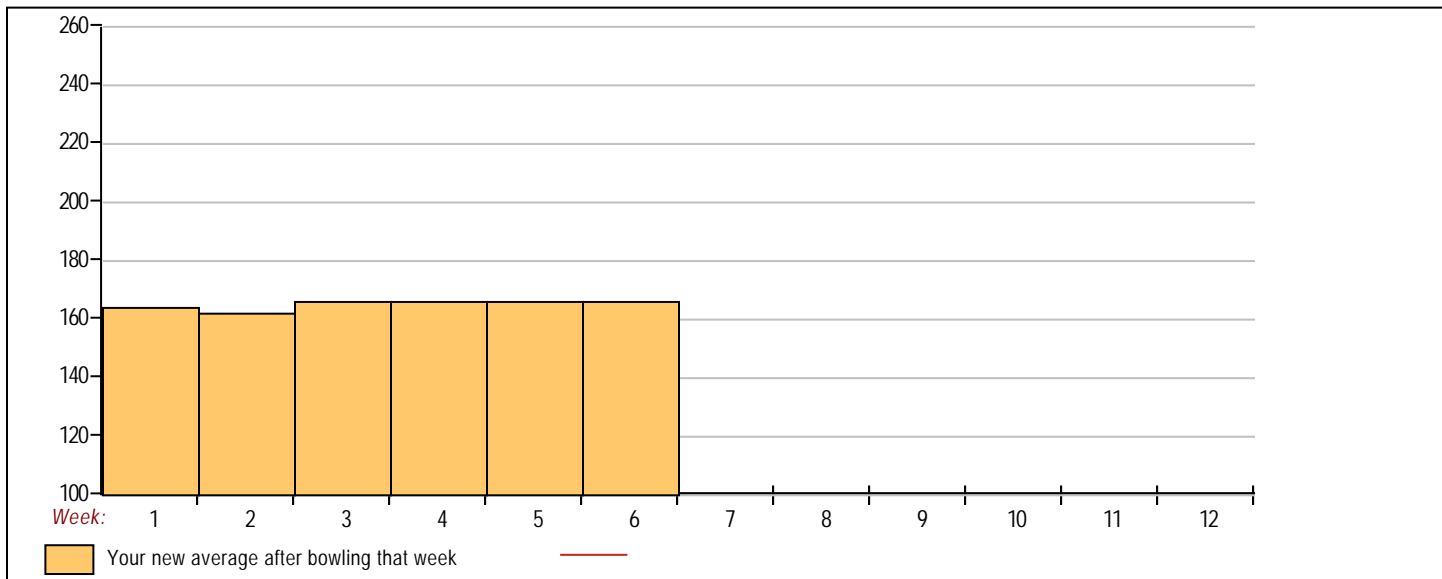


<u><100</u>	<u>100's</u>	<u>125's</u>	<u>150's</u>	<u>175's</u>	<u>200's</u>	<u>225's</u>	<u>250's</u>	<u>275's</u>	<u>300's</u>
	2	1	3	2		1			
<u><400</u>	<u>400's</u>	<u>450's</u>	<u>500's</u>	<u>550's</u>	<u>600's</u>	<u>650's</u>	<u>700's</u>	<u>750's</u>	<u>800's</u>
		2	1						

<u>Avg of Game 1</u>	<u>Avg of Game 2</u>	<u>Avg of Game 3</u>
149.67	185.33	164.67

High game of 242 on week 3 High series of 526 on week 3 High average of 166.56 after bowling week 3
 Low game of 110 on week 2 Low series of 481 on week 2 Low average of 162.17 after bowling week 2

High Scores by Game
 Game #1: 177 on week 1 Game #2: 242 on week 3 Game #3: 198 on week 2



Note: This report includes information through June 16 which is Week 6 of 12

Jonathan Bautista's Bowling Record - Team 28: Team 28

Week No.	Bowling Date	Old Avg	Old HDCP	-1-	-2-	-3-	Total	HDCP		---Average Change---			High Game	High Sers	HDCP Game	HDCP Sers	
								Total	Pins	Gms	New - Old	--->					+/-
1	05/12/26	bk184	0				0	0	0	0	- 0.00	= 0.00	0	0			
2	05/19/26	bk184	0				0	0	0	0	- 0.00	= 0.00	0	0			
3	05/26/26	bk184	0				0	0	0	0	- 0.00	= 0.00	0	0			
4	06/02/26	bk184	28	188	155	187	530	614	530	3	176.67	- 0.00	= 176.67	188	530	216	614
5	06/09/26	bk184	0				0	0	530	3	176.67	- 176.67	= 0.00	188	530	216	614
6	06/16/26	bk184	28				0	0	530	3	176.67	- 176.67	= 0.00	188	530	216	614



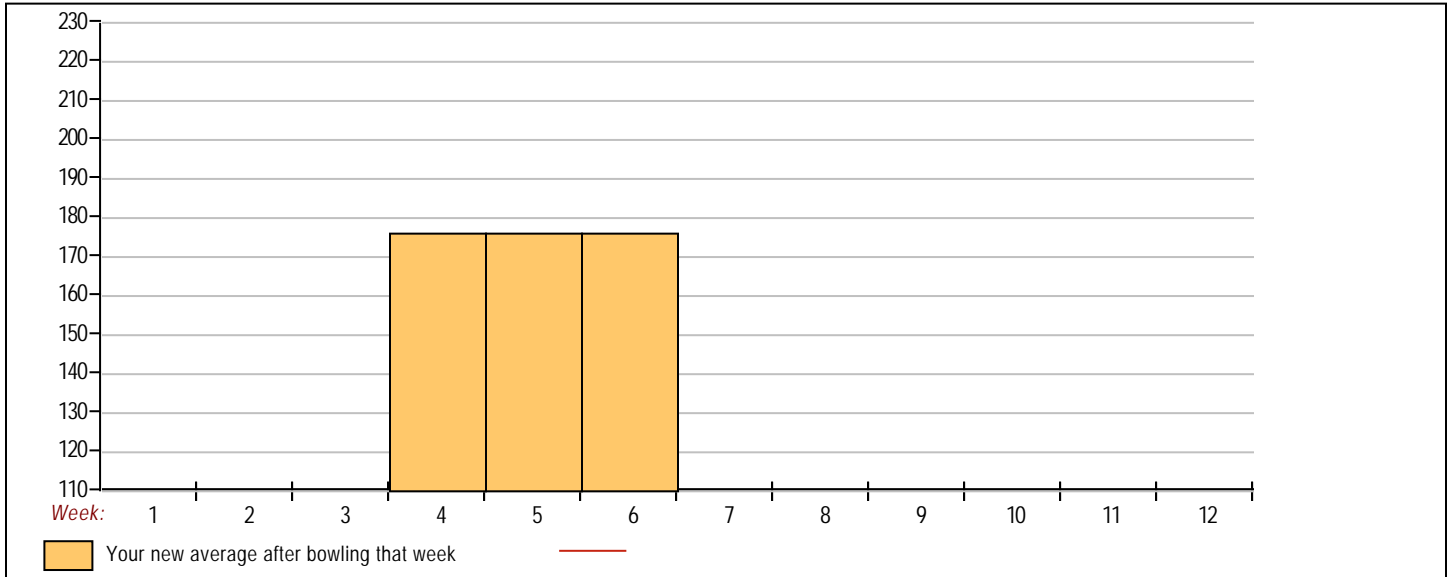
<u><100</u>	<u>100's</u>	<u>125's</u>	<u>150's</u>	<u>175's</u>	<u>200's</u>	<u>225's</u>	<u>250's</u>	<u>275's</u>	<u>300's</u>
			1	2					
<u><400</u>	<u>400's</u>	<u>450's</u>	<u>500's</u>	<u>550's</u>	<u>600's</u>	<u>650's</u>	<u>700's</u>	<u>750's</u>	<u>800's</u>
			1						

<u>Avg of Game 1</u>	<u>Avg of Game 2</u>	<u>Avg of Game 3</u>
188.00	155.00	187.00

High game of 188 on week 4	High series of 530 on week 4	High average of 176.67 after bowling week 4
Low game of 155 on week 4	Low series of 530 on week 4	Low average of 176.67 after bowling week 4

High Scores by Game

Game #1: 188 on week 4 Game #2: 155 on week 4 Game #3: 187 on week 4



Note: This report includes information through June 16 which is Week 6 of 12

Tiana Cruz's Bowling Record - Team 28: Team 28

Week No.	Bowling Date	Old Avg	Old HDCP	-			Total	HDCP Total	Pins	Gms	---Average Change---			High Game	High Sers	HDCP Game	HDCP Sers		
				-1-	-2-	-3-					New	Old	---> +/-						
1	05/12/26	bk202	0				0	0	0	0	-	0.00	=	0.00	0	0			
2	05/19/26	bk202	0				0	0	0	0	-	0.00	=	0.00	0	0			
3	05/26/26	bk202	0				0	0	0	0	-	0.00	=	0.00	0	0			
4	06/02/26	bk202	14	227	216	231	674	716	674	3	224.67	-	0.00	=	224.67	231	674	245	716
5	06/09/26	bk202	0				0	0	674	3	224.67	-	224.67	=	0.00	231	674	245	716
6	06/16/26	bk202	14				0	0	674	3	224.67	-	224.67	=	0.00	231	674	245	716



<u><100</u>	<u>100's</u>	<u>125's</u>	<u>150's</u>	<u>175's</u>	<u>200's</u>	<u>225's</u>	<u>250's</u>	<u>275's</u>	<u>300's</u>
					1	2			
<u><400</u>	<u>400's</u>	<u>450's</u>	<u>500's</u>	<u>550's</u>	<u>600's</u>	<u>650's</u>	<u>700's</u>	<u>750's</u>	<u>800's</u>
						1			

<u>Avg of Game 1</u>	<u>Avg of Game 2</u>	<u>Avg of Game 3</u>
227.00	216.00	231.00

High game of 231 on week 4 High series of 674 on week 4 High average of 224.67 after bowling week 4
 Low game of 216 on week 4 Low series of 674 on week 4 Low average of 224.67 after bowling week 4

High Scores by Game
 Game #1: 227 on week 4 Game #2: 216 on week 4 Game #3: 231 on week 4

