

Note: This report includes information through June 2 which is Week 4 of 12

Jonathan Bautista's Bowling Record - Team 28: Team 28

Week No.	Bowling Date	Old Avg	Old HDCP	-1-	-2-	-3-	Total	HDCP		---Average Change---			High Game	High Sers	HDCP Game	HDCP Sers			
								Total	Pins	Gms	New - Old	--->					+/-		
3	05/26/26	bk184	0				0	0	0	0	-	0.00	=	0.00	0	0			
4	06/02/26	bk184	28	188	155	187	530	614	530	3	176.67	-	0.00	=	176.67	188	530	216	614



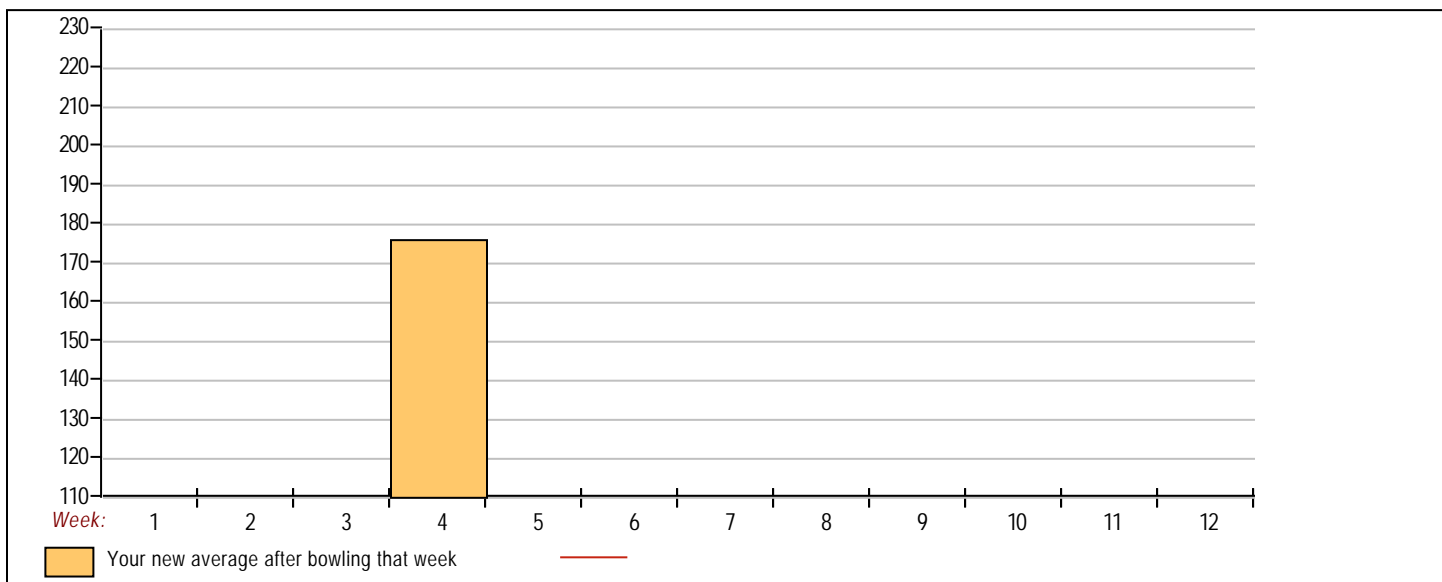
<u><100</u>	<u>100's</u>	<u>125's</u>	<u>150's</u>	<u>175's</u>	<u>200's</u>	<u>225's</u>	<u>250's</u>	<u>275's</u>	<u>300's</u>
			1	2					
<u><400</u>	<u>400's</u>	<u>450's</u>	<u>500's</u>	<u>550's</u>	<u>600's</u>	<u>650's</u>	<u>700's</u>	<u>750's</u>	<u>800's</u>
			1						

<u>Avg of Game 1</u>	<u>Avg of Game 2</u>	<u>Avg of Game 3</u>
188.00	155.00	187.00

High game of 188 on week 4 High series of 530 on week 4 High average of 176.67 after bowling week 4
 Low game of 155 on week 4 Low series of 530 on week 4 Low average of 176.67 after bowling week 4

High Scores by Game

Game #1: 188 on week 4 Game #2: 155 on week 4 Game #3: 187 on week 4



Note: This report includes information through June 2 which is Week 4 of 12

Ethan Tran's Bowling Record - Team 28: Team 28

Week No.	Bowling Date	Old Avg	Old HDCP	-			Total	HDCP Total	Pins	Gms	---Average Change---			High Game	High Sers	HDCP Game	HDCP Sers		
				-1-	-2-	-3-					New	Old	---> +/-						
1	05/12/26	bk201	15	256	210	255	721	766	721	3	240.33	-	0.00	=	240.33	256	721	271	766
2	05/19/26	bk201	15	203	192	212	607	652	1328	6	221.33	-	240.33	=	-19.00	256	721	271	766
3	05/26/26	bk201	15	204	251	214	669	714	1997	9	221.89	-	221.33	=	0.56	256	721	271	766
4	06/02/26	221	0	279	258	190	727	727	2724	12	227.00	-	221.89	=	5.11	279	727	279	766



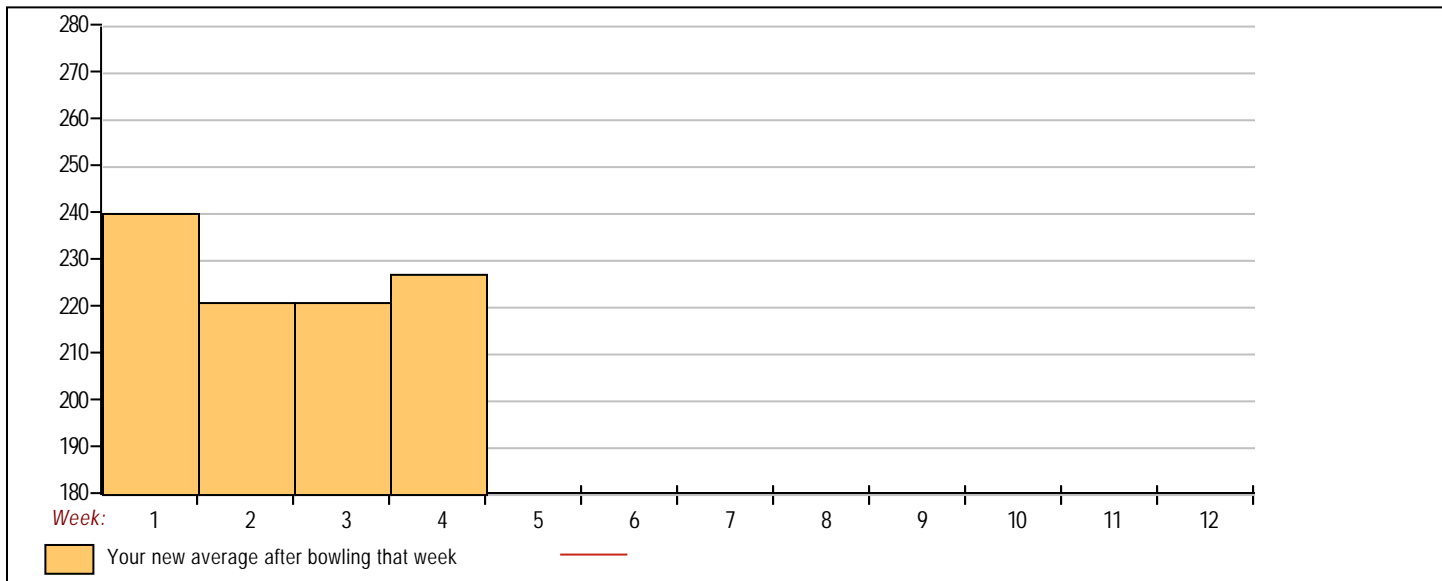
<u><100</u>	<u>100's</u>	<u>125's</u>	<u>150's</u>	<u>175's</u>	<u>200's</u>	<u>225's</u>	<u>250's</u>	<u>275's</u>	<u>300's</u>
				2	5		4	1	
<u><400</u>	<u>400's</u>	<u>450's</u>	<u>500's</u>	<u>550's</u>	<u>600's</u>	<u>650's</u>	<u>700's</u>	<u>750's</u>	<u>800's</u>
					1	1	2		

<u>Avg of Game 1</u>	<u>Avg of Game 2</u>	<u>Avg of Game 3</u>
235.50	227.75	217.75

High game of 279 on week 4	High series of 727 on week 4	High average of 240.33 after bowling week 1
Low game of 190 on week 4	Low series of 607 on week 2	Low average of 221.33 after bowling week 2

High Scores by Game

Game #1: 279 on week 4 Game #2: 258 on week 4 Game #3: 255 on week 1



Note: This report includes information through June 2 which is Week 4 of 12

Matt Santos's Bowling Record - Team 28: Team 28

Week No.	Bowling Date	Old Avg	Old HDCP	-1-	-2-	-3-	Total	HDCP Total	Pins	Gms	---Average Change---			High Game	High Sers	HDCP Game	HDCP Sers		
											New	Old	---> +/-						
1	05/12/26	bk170	40	177	141	174	492	612	492	3	164.00	-	0.00	=	164.00	177	492	217	612
2	05/19/26	bk170	40	110	173	198	481	601	973	6	162.17	-	164.00	=	-1.83	198	492	238	612
3	05/26/26	bk170	40	162	242	122	526	646	1499	9	166.56	-	162.17	=	4.39	242	526	282	646
4	06/02/26	166	43				0	0	1499	9	166.56	-	166.56	=	0.00	242	526	282	646

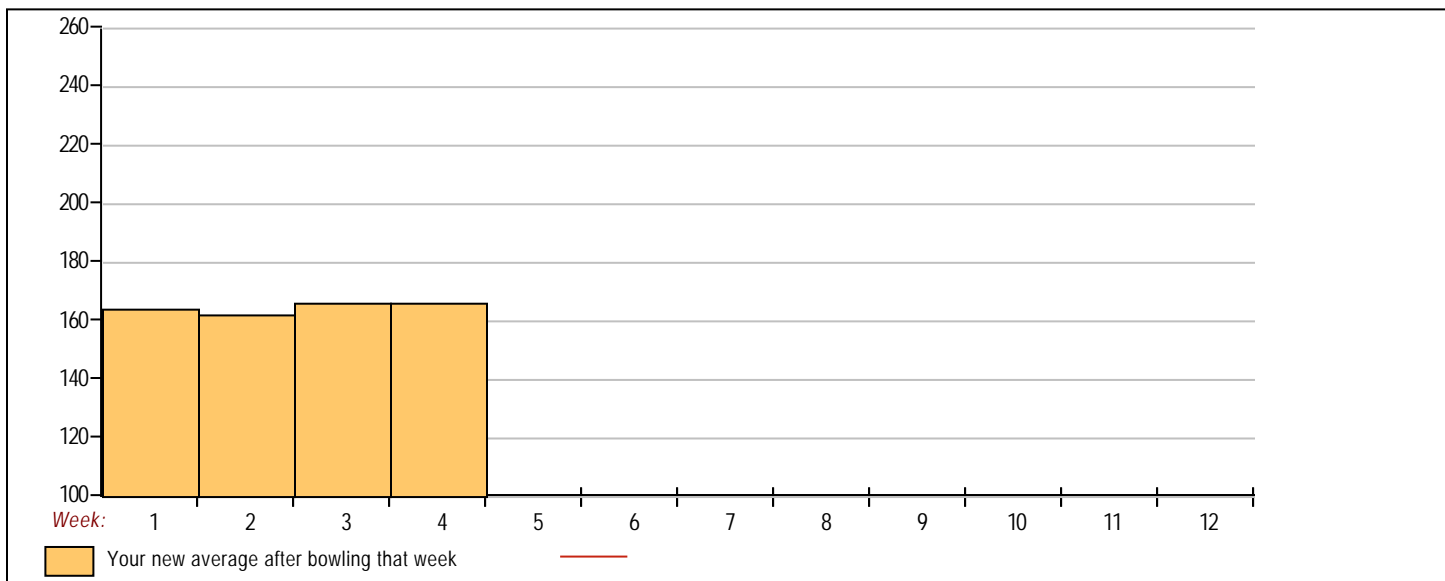


<u><100</u>	<u>100's</u> 2	<u>125's</u> 1	<u>150's</u> 3	<u>175's</u> 2	<u>200's</u>	<u>225's</u> 1	<u>250's</u>	<u>275's</u>	<u>300's</u>
<u><400</u>	<u>400's</u>	<u>450's</u> 2	<u>500's</u> 1	<u>550's</u>	<u>600's</u>	<u>650's</u>	<u>700's</u>	<u>750's</u>	<u>800's</u>

<u>Avg of Game 1</u> 149.67	<u>Avg of Game 2</u> 185.33	<u>Avg of Game 3</u> 164.67
--------------------------------	--------------------------------	--------------------------------

High game of 242 on week 3 High series of 526 on week 3 High average of 166.56 after bowling week 3
 Low game of 110 on week 2 Low series of 481 on week 2 Low average of 162.17 after bowling week 2

High Scores by Game
 Game #1: 177 on week 1 Game #2: 242 on week 3 Game #3: 198 on week 2



Note: This report includes information through June 2 which is Week 4 of 12

Jonathan Saelaw's Bowling Record - Team 28: Team 28

Week No.	Bowling Date	Old Avg	Old HDCP	-1-	-2-	-3-	Total	HDCP Total	Pins	Gms	---Average Change---			High Game	High Sers	HDCP Game	HDCP Sers		
											New	Old	---> +/-						
1	05/12/26	bk195	20	258	255	212	725	785	725	3	241.67	-	0.00	=	241.67	258	725	278	785
2	05/19/26	bk195	20	244	185	255	684	744	1409	6	234.83	-	241.67	=	-6.83	258	725	278	785
3	05/26/26	bk195	20	180	182	217	579	639	1988	9	220.89	-	234.83	=	-13.94	258	725	278	785
4	06/02/26	220	0				0	0	1988	9	220.89	-	220.89	=	0.00	258	725	278	785



<u><100</u>	<u>100's</u>	<u>125's</u>	<u>150's</u>	<u>175's</u>	<u>200's</u>	<u>225's</u>	<u>250's</u>	<u>275's</u>	<u>300's</u>
				3	2	1	3		
<u><400</u>	<u>400's</u>	<u>450's</u>	<u>500's</u>	<u>550's</u>	<u>600's</u>	<u>650's</u>	<u>700's</u>	<u>750's</u>	<u>800's</u>
				1		1	1		

<u>Avg of Game 1</u>	<u>Avg of Game 2</u>	<u>Avg of Game 3</u>
227.33	207.33	228.00

High game of 258 on week 1 High series of 725 on week 1 High average of 241.67 after bowling week 1
 Low game of 180 on week 3 Low series of 579 on week 3 Low average of 220.89 after bowling week 3

High Scores by Game
 Game #1: 258 on week 1 Game #2: 255 on week 1 Game #3: 255 on week 2

