

Note: This report includes information through June 2 which is Week 4 of 12

Terence Pon's Bowling Record - Team 23: Tripod

Week No.	Bowling Date	Old Avg	Old HDCP	-1-	-2-	-3-	Total	HDCP Total	Pins	Gms	---Average Change---			High Game	High Sers	HDCP Game	HDCP Sers		
											New - Old ---> +/-								
1	05/12/26	bk144	0				0	0	0	0	-	0.00	=	0.00	0	0			
2	05/19/26	bk144	60	135	132	92	359	539	359	3	119.67	-	0.00	=	119.67	135	359	195	539
----- Week 3 was bowled after week 4 -----																			
3	05/26/26	bk144	60	118	124	132	374	554	733	6	119.67	-	0.00	=	119.67	135	374	195	554
Scores were bowled after week 4 for weeks: 3																			
4	06/02/26	bk144	60	133	129	127	389	569	1122	9	124.67	-	119.67	=	5.00	135	389	195	569

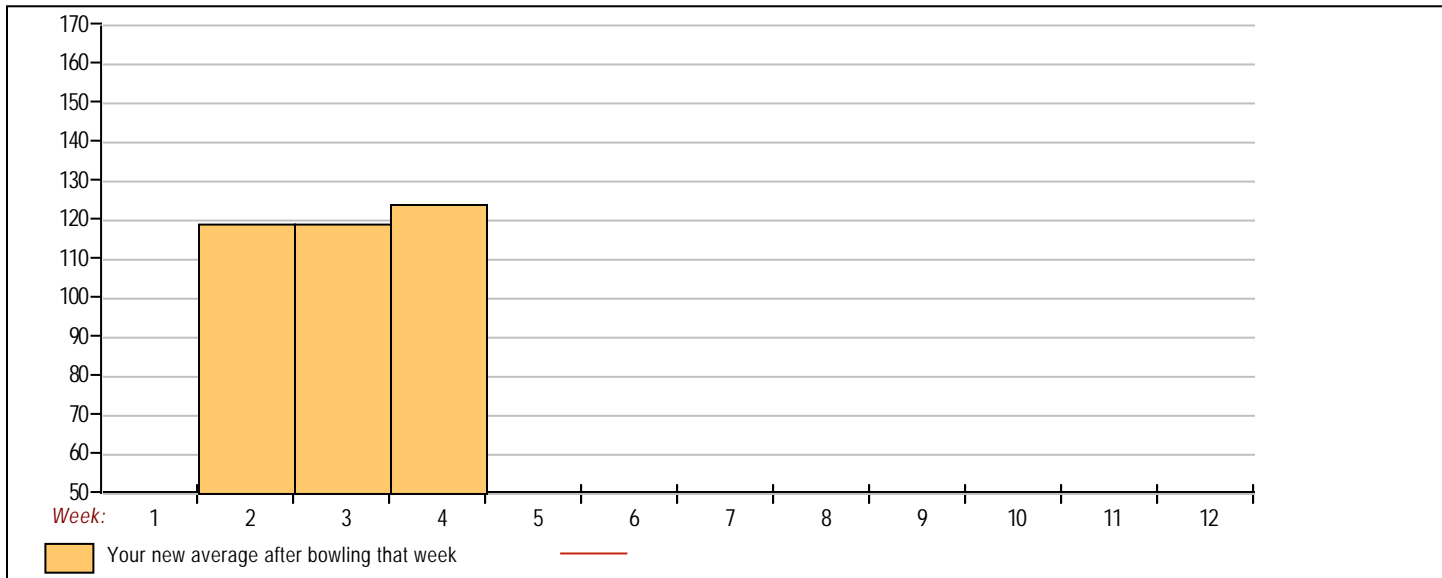


<u><100</u>	<u>100's</u>	<u>125's</u>	<u>150's</u>	<u>175's</u>	<u>200's</u>	<u>225's</u>	<u>250's</u>	<u>275's</u>	<u>300's</u>
1	2	6							
<u><400</u>	<u>400's</u>	<u>450's</u>	<u>500's</u>	<u>550's</u>	<u>600's</u>	<u>650's</u>	<u>700's</u>	<u>750's</u>	<u>800's</u>
3									

<u>Avg of Game 1</u>	<u>Avg of Game 2</u>	<u>Avg of Game 3</u>
128.67	128.33	117.00

High game of 135 on week 2 High series of 389 on week 4 High average of 124.67 after bowling week 4
 Low game of 92 on week 2 Low series of 359 on week 2 Low average of 119.67 after bowling week 2

High Scores by Game
 Game #1: 135 on week 2 Game #2: 132 on week 2 Game #3: 132 on week 3



Note: This report includes information through June 2 which is Week 4 of 12

Van Tran's Bowling Record - Team 23: Tripod

Week No.	Bowling Date	Old Avg	Old HDCP	-1-	-2-	-3-	Total	HDCP Total	Pins	Gms	---Average Change---			High Game	High Sers	HDCP Game	HDCP Sers		
											New - Old ---> +/-								
1	05/12/26	bk168	41	188	156	180	524	647	524	3	174.67	-	0.00	=	174.67	188	524	229	647
2	05/19/26	bk168	41	157	134	178	469	592	993	6	165.50	-	174.67	=	-9.17	188	524	229	647
----- Week 3 was bowled after week 4 -----																			
3	05/26/26	bk169	40	147	149	124	420	540	1413	9	165.50	-	0.00	=	165.50	188	524	229	647
Scores were bowled after week 4 for weeks: 3																			
4	06/02/26	168	41	200	181	155	536	659	1949	12	162.42	-	165.50	=	-3.08	200	536	241	659

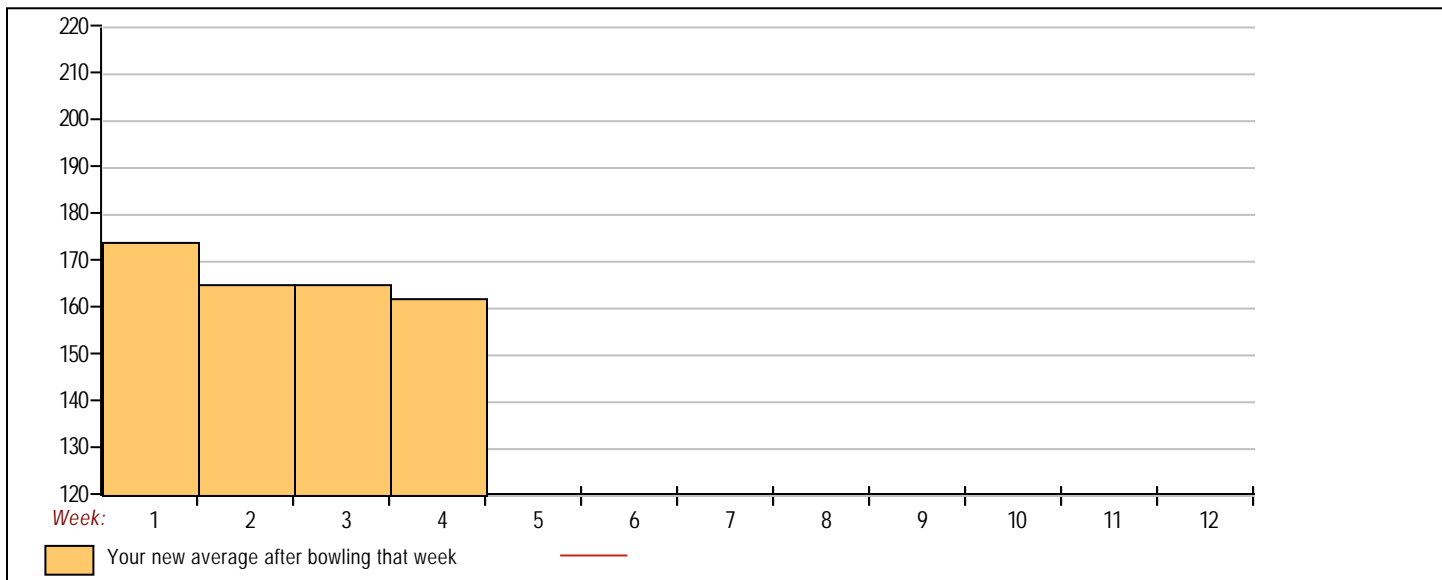
<100	100's	125's	150's	175's	200's	225's	250's	275's	300's
	1	3	3	4	1				
<400	400's	450's	500's	550's	600's	650's	700's	750's	800's
	1	1	2						

<u>Avg of Game 1</u>	<u>Avg of Game 2</u>	<u>Avg of Game 3</u>
173.00	155.00	159.25

High game of 200 on week 4 High series of 536 on week 4 High average of 174.67 after bowling week 1
 Low game of 124 on week 3 Low series of 420 on week 3 Low average of 162.42 after bowling week 4

High Scores by Game

Game #1: 200 on week 4 Game #2: 181 on week 4 Game #3: 180 on week 1



Note: This report includes information through June 2 which is Week 4 of 12

Tim Choy's Bowling Record - Team 23: Tripod

Week No.	Bowling Date	Old Avg	Old HDCP	Scores			Total	HDCP Total	Pins	Gms	---Average Change---			High Game	High Sers	HDCP Game	HDCP Sers		
				-1-	-2-	-3-					New	Old	---> +/-						
1	05/12/26	bk184	28	206	243	199	648	732	648	3	216.00	-	0.00	=	216.00	243	648	271	732
2	05/19/26	bk184	28	162	182	193	537	621	1185	6	197.50	-	216.00	=	-18.50	243	648	271	732
----- Week 3 was bowled after week 4 -----																			
3	05/26/26	192	22	223	107	128	458	524	1643	9	197.50	-	0.00	=	197.50	243	648	271	732
Scores were bowled after week 4 for weeks: 3																			
4	06/02/26	bk184	28	199	145	199	543	627	2186	12	182.17	-	197.50	=	-15.33	243	648	271	732

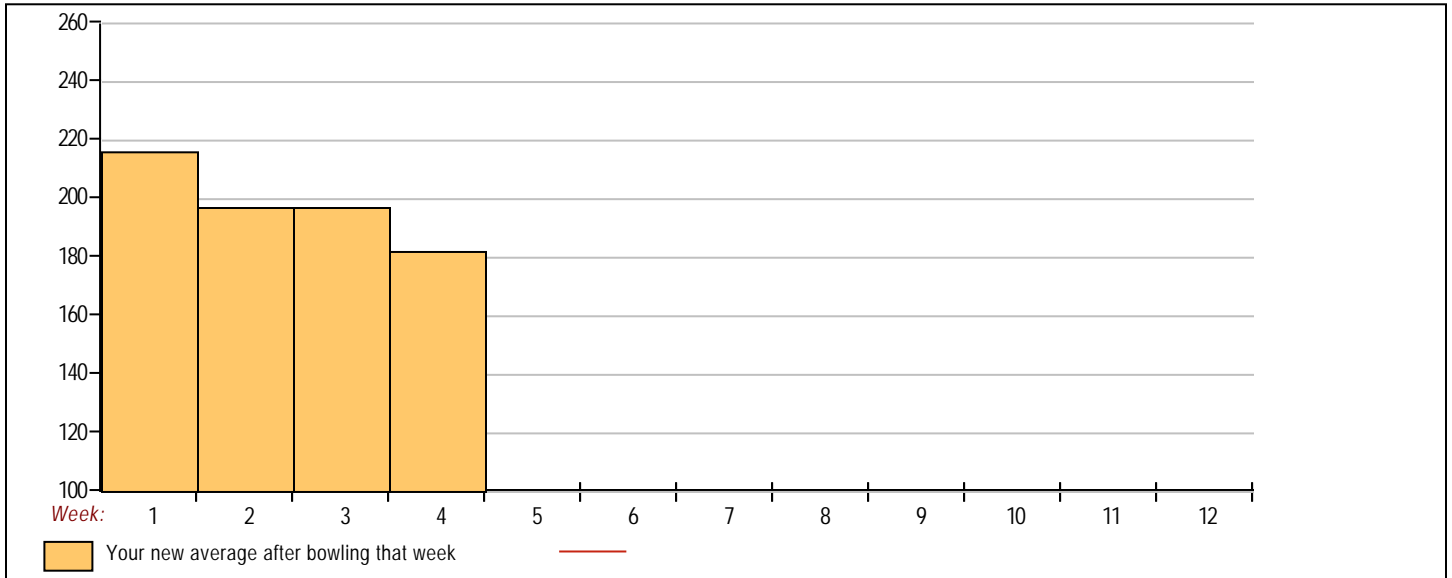
<u><100</u>	<u>100's</u>	<u>125's</u>	<u>150's</u>	<u>175's</u>	<u>200's</u>	<u>225's</u>	<u>250's</u>	<u>275's</u>	<u>300's</u>
	1	2	1	5	2	1			
<u><400</u>	<u>400's</u>	<u>450's</u>	<u>500's</u>	<u>550's</u>	<u>600's</u>	<u>650's</u>	<u>700's</u>	<u>750's</u>	<u>800's</u>
		1	2		1				

<u>Avg of Game 1</u>	<u>Avg of Game 2</u>	<u>Avg of Game 3</u>
197.50	169.25	179.75

High game of 243 on week 1 High series of 648 on week 1 High average of 216.00 after bowling week 1
 Low game of 107 on week 3 Low series of 458 on week 3 Low average of 182.17 after bowling week 4

High Scores by Game

Game #1: 223 on week 3 Game #2: 243 on week 1 Game #3: 199 on week 1



Note: This report includes information through June 2 which is Week 4 of 12

Roland Lee's Bowling Record - Team 23: Tripod

Week No.	Bowling Date	Old Avg	Old HDCP	-1-	-2-	-3-	Total	HDCP Total	Pins	Gms	---Average Change---			High Game	High Sers	HDCP Game	HDCP Sers
											New - Old	--->	+/-				
1	05/12/26	bk157	0				0	0	0	0		- 0.00	= 0.00	0	0		
2	05/19/26	bk157	0				0	0	0	0		- 0.00	= 0.00	0	0		
3	05/26/26	bk157	0				0	0	0	0		- 0.00	= 0.00	0	0		
4	06/02/26	bk157	50				0	0	0	0		- 0.00	= 0.00	0	0		



- <100
- 100's
- 125's
- 150's
- 175's
- 200's
- 225's
- 250's
- 275's
- 300's
- <400
- 400's
- 450's
- 500's
- 550's
- 600's
- 650's
- 700's
- 750's
- 800's

Avg of Game 1 Avg of Game 2 Avg of Game 3

High game of 0 on week 0 High series of 0 on week 0 High average of 0.00 after bowling week 4
 Low game of 0 on week 0 Low series of 0 on week 0 Low average of 0.00 after bowling week 4

High Scores by Game
 Game #1: 0 on week 0 Game #2: 0 on week 0 Game #3: 0 on week 0

