

Note: This report includes information through June 16 which is Week 6 of 12

Chris Toy's Bowling Record - Team 22: Team 22

Week No.	Bowling Date	Old Avg	Old HDCP	-			Total	HDCP Total	Pins	Gms	---Average Change---			High Game	High Sers	HDCP Game	HDCP Sers		
				-1-	-2-	-3-					New	Old	---> +/-						
1	05/12/26	bk211	7	251	202	248	701	722	701	3	233.67	-	0.00	=	233.67	251	701	258	722
2	05/19/26	bk211	7	196	197	174	567	588	1268	6	211.33	-	233.67	=	-22.33	251	701	258	722
3	05/26/26	bk211	0				0	0	1268	6	211.33	-	211.33	=	0.00	251	701	258	722
4	06/02/26	bk211	7	246	171	199	616	637	1884	9	209.33	-	211.33	=	-2.00	251	701	258	722
5	06/09/26	209	8	268	234	266	768	792	2652	12	221.00	-	209.33	=	11.67	268	768	276	792
6	06/16/26	221	0	247	193	203	643	643	3295	15	219.67	-	221.00	=	-1.33	268	768	276	792

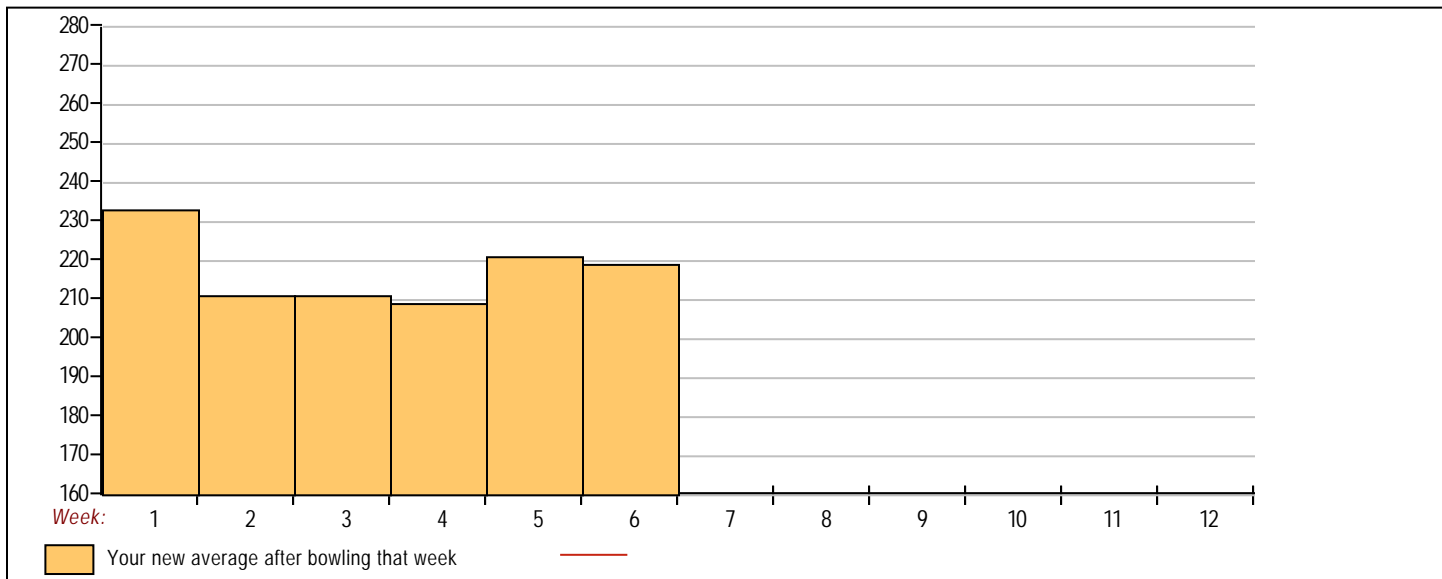


<u><100</u>	<u>100's</u>	<u>125's</u>	<u>150's</u>	<u>175's</u>	<u>200's</u>	<u>225's</u>	<u>250's</u>	<u>275's</u>	<u>300's</u>
			2	4	2	4	3		
<u><400</u>	<u>400's</u>	<u>450's</u>	<u>500's</u>	<u>550's</u>	<u>600's</u>	<u>650's</u>	<u>700's</u>	<u>750's</u>	<u>800's</u>
				1	2		1	1	

<u>Avg of Game 1</u>	<u>Avg of Game 2</u>	<u>Avg of Game 3</u>
241.60	199.40	218.00

High game of 268 on week 5 High series of 768 on week 5 High average of 233.67 after bowling week 1
 Low game of 171 on week 4 Low series of 567 on week 2 Low average of 209.33 after bowling week 4

High Scores by Game
 Game #1: 268 on week 5 Game #2: 234 on week 5 Game #3: 266 on week 5



Note: This report includes information through June 16 which is Week 6 of 12

Ming Chen's Bowling Record - Team 22: Team 22

Week No.	Bowling Date	Old Avg	Old HDCP	-			Total	HDCP Total	Pins	Gms	---Average Change---			High Game	High Sers	HDCP Game	HDCP Sers		
				-1-	-2-	-3-					New	Old	---> +/-						
1	05/12/26	bk195	0				0	0	0	0	-	0.00	=	0.00	0	0			
2	05/19/26	bk195	20	223	193	246	662	722	662	3	220.67	-	0.00	=	220.67	246	662	266	722
3	05/26/26	bk195	20	192	256	191	639	699	1301	6	216.83	-	220.67	=	-3.83	256	662	276	722
4	06/02/26	bk195	20	151	157	246	554	614	1855	9	206.11	-	216.83	=	-10.72	256	662	276	722
5	06/09/26	206	0				0	0	1855	9	206.11	-	206.11	=	0.00	256	662	276	722
6	06/16/26	206	11	203	199	218	620	653	2475	12	206.25	-	206.11	=	0.14	256	662	276	722

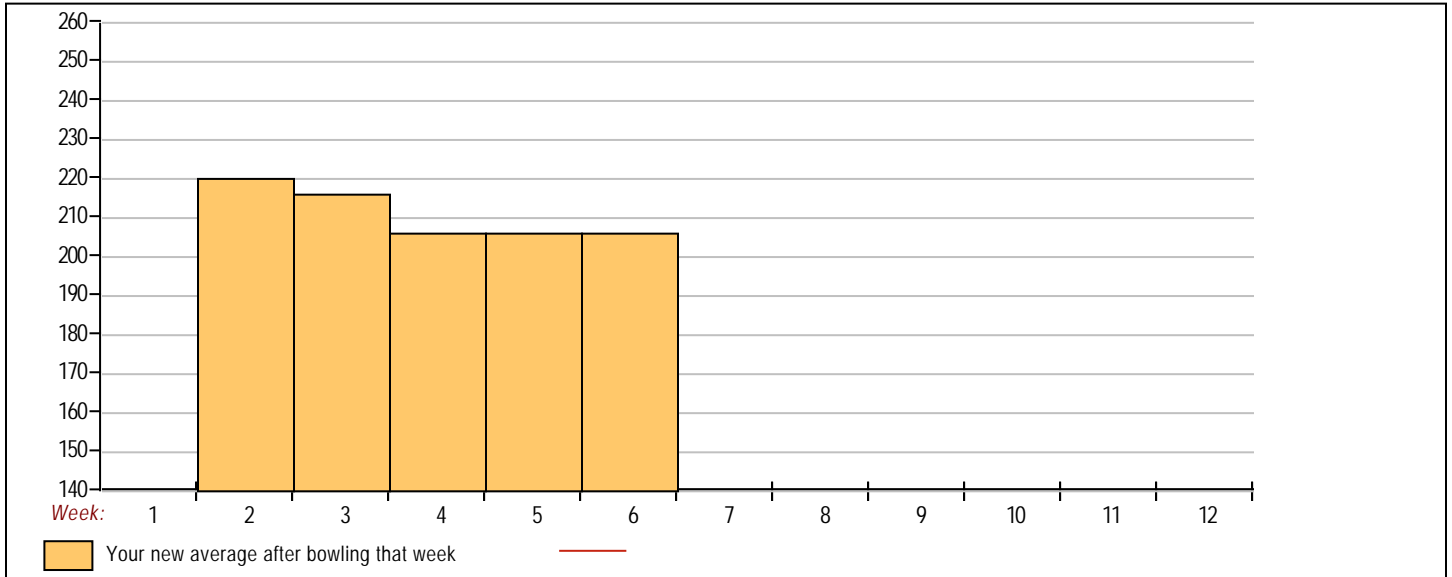


<u><100</u>	<u>100's</u>	<u>125's</u>	<u>150's</u>	<u>175's</u>	<u>200's</u>	<u>225's</u>	<u>250's</u>	<u>275's</u>	<u>300's</u>
			2	4	3	2	1		
<u><400</u>	<u>400's</u>	<u>450's</u>	<u>500's</u>	<u>550's</u>	<u>600's</u>	<u>650's</u>	<u>700's</u>	<u>750's</u>	<u>800's</u>
				1	2	1			

Avg of Game 1 Avg of Game 2 Avg of Game 3
 192.25 201.25 225.25

High game of 256 on week 3 High series of 662 on week 2 High average of 220.67 after bowling week 2
 Low game of 151 on week 4 Low series of 554 on week 4 Low average of 206.11 after bowling week 4

High Scores by Game
 Game #1: 223 on week 2 Game #2: 256 on week 3 Game #3: 246 on week 2



Note: This report includes information through June 16 which is Week 6 of 12

Frank Toy's Bowling Record - Team 22: Team 22

Week No.	Bowling Date	Old Avg	Old HDCP	-			Total	HDCP Total	Pins	Gms	---Average Change---			High Game	High Sers	HDCP Game	HDCP Sers		
				-1-	-2-	-3-					New - Old	--->	+/-						
1	05/12/26	bk214	4	210	195	194	599	611	599	3	199.67	-	0.00	=	199.67	210	599	214	611
2	05/19/26	bk214	4	162	214	200	576	588	1175	6	195.83	-	199.67	=	-3.83	214	599	218	611
3	05/26/26	bk214	4	195	230	217	642	654	1817	9	201.89	-	195.83	=	6.06	230	642	234	654
4	06/02/26	204	12	214	211	171	596	632	2413	12	201.08	-	201.89	=	-0.81	230	642	234	654
5	06/09/26	204	12	196	204	221	621	657	3034	15	202.27	-	201.08	=	1.18	230	642	234	657
6	06/16/26	204	12	214	179	184	577	613	3611	18	200.61	-	202.27	=	-1.66	230	642	234	657

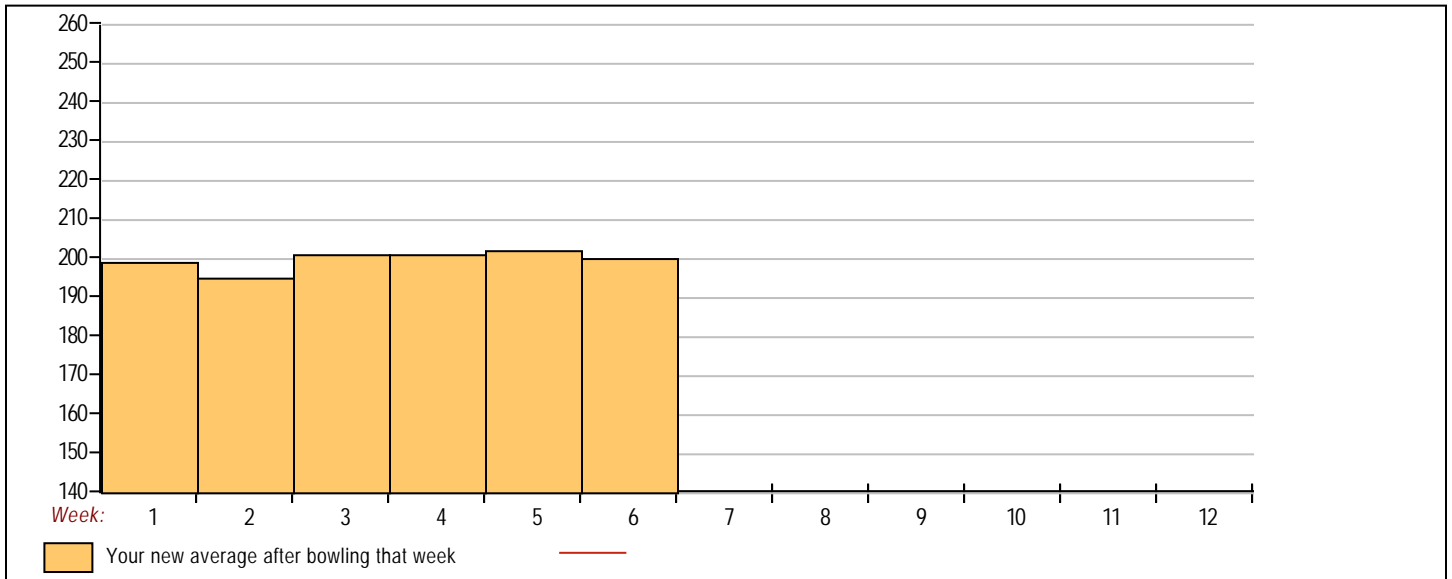


<u><100</u>	<u>100's</u>	<u>125's</u>	<u>150's</u>	<u>175's</u>	<u>200's</u>	<u>225's</u>	<u>250's</u>	<u>275's</u>	<u>300's</u>
			2	6	9	1			
<u><400</u>	<u>400's</u>	<u>450's</u>	<u>500's</u>	<u>550's</u>	<u>600's</u>	<u>650's</u>	<u>700's</u>	<u>750's</u>	<u>800's</u>
				4	2				

Avg of Game 1 Avg of Game 2 Avg of Game 3
 198.50 205.50 197.83

High game of 230 on week 3 High series of 642 on week 3 High average of 202.27 after bowling week 5
 Low game of 162 on week 2 Low series of 576 on week 2 Low average of 195.83 after bowling week 2

High Scores by Game
 Game #1: 214 on week 4 Game #2: 230 on week 3 Game #3: 221 on week 5



Note: This report includes information through June 16 which is Week 6 of 12

Robert Mak's Bowling Record - Team 22: Team 22

Week No.	Bowling Date	Old Avg	Old HDCP	-			Total	HDCP Total	Pins	Gms	---Average Change---			High Game	High Sers	HDCP Game	HDCP Sers		
				-1-	-2-	-3-					New	Old	---> +/-						
1	05/12/26	bk191	0				0	0	0	0	-	0.00	=	0.00	0	0			
2	05/19/26	bk191	0				0	0	0	0	-	0.00	=	0.00	0	0			
3	05/26/26	bk191	23	212	179	224	615	684	615	3	205.00	-	0.00	=	205.00	224	615	247	684
4	06/02/26	bk191	0				0	0	615	3	205.00	-	205.00	=	0.00	224	615	247	684
5	06/09/26	bk191	23	180	180	140	500	569	1115	6	185.83	-	205.00	=	-19.17	224	615	247	684
6	06/16/26	bk191	23				0	0	1115	6	185.83	-	185.83	=	0.00	224	615	247	684

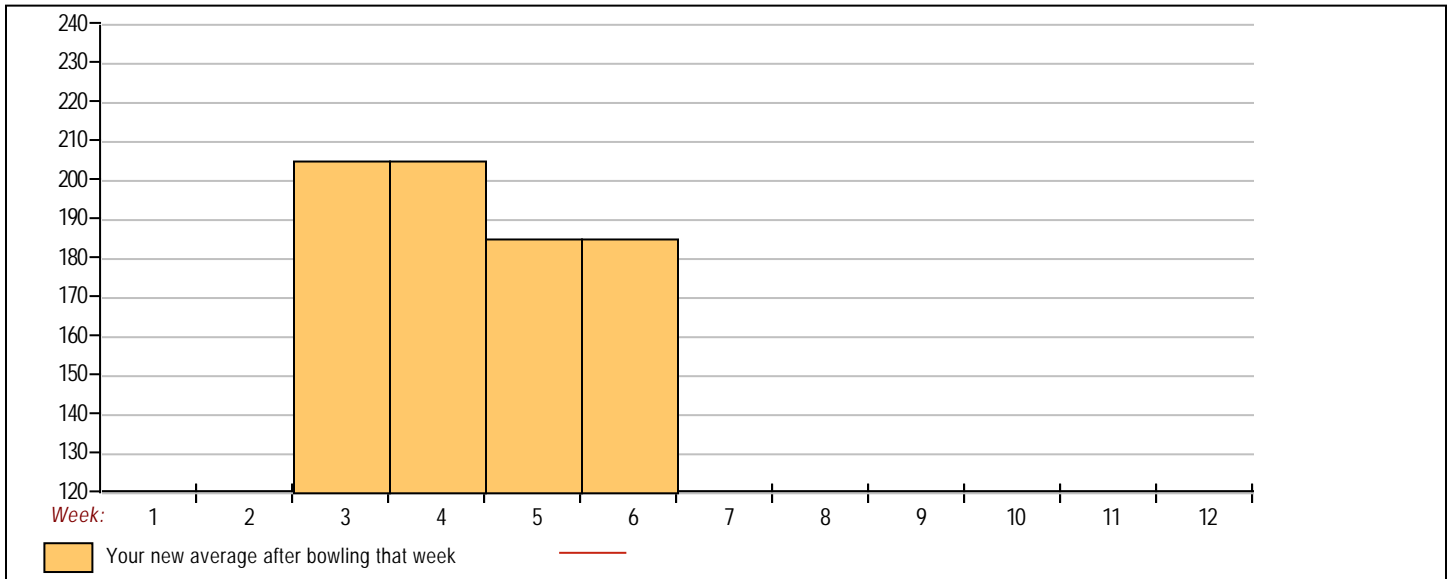


<u><100</u>	<u>100's</u>	<u>125's</u>	<u>150's</u>	<u>175's</u>	<u>200's</u>	<u>225's</u>	<u>250's</u>	<u>275's</u>	<u>300's</u>
		1		3	2				
<u><400</u>	<u>400's</u>	<u>450's</u>	<u>500's</u>	<u>550's</u>	<u>600's</u>	<u>650's</u>	<u>700's</u>	<u>750's</u>	<u>800's</u>
			1		1				

<u>Avg of Game 1</u>	<u>Avg of Game 2</u>	<u>Avg of Game 3</u>
196.00	179.50	182.00

High game of 224 on week 3 High series of 615 on week 3 High average of 205.00 after bowling week 3
 Low game of 140 on week 5 Low series of 500 on week 5 Low average of 185.83 after bowling week 5

High Scores by Game
 Game #1: 212 on week 3 Game #2: 180 on week 5 Game #3: 224 on week 3



Note: This report includes information through June 16 which is Week 6 of 12

Thomas Toy's Bowling Record - Team 22: Team 22

Week No.	Bowling Date	Old Avg	Old HDCP	-1-	-2-	-3-	Total	HDCP		---Average Change---			High Game	High Sers	HDCP Game	HDCP Sers		
								Total	Pins	Gms	New - Old	--->					+/-	
1	05/12/26	bk207	0				0	0	0	0	-	0.00	=	0.00	0	0		
2	05/19/26	bk207	0				0	0	0	0	-	0.00	=	0.00	0	0		
3	05/26/26	bk207	0				0	0	0	0	-	0.00	=	0.00	0	0		
4	06/02/26	bk207	0				0	0	0	0	-	0.00	=	0.00	0	0		
5	06/09/26	bk207	0				0	0	0	0	-	0.00	=	0.00	0	0		
6	06/16/26	bk207	10				0	0	0	0	-	0.00	=	0.00	0	0		



- <100
- 100's
- 125's
- 150's
- 175's
- 200's
- 225's
- 250's
- 275's
- 300's
- <400
- 400's
- 450's
- 500's
- 550's
- 600's
- 650's
- 700's
- 750's
- 800's

Avg of Game 1 Avg of Game 2 Avg of Game 3

High game of 0 on week 0 High series of 0 on week 0 High average of 0.00 after bowling week 6
 Low game of 0 on week 0 Low series of 0 on week 0 Low average of 0.00 after bowling week 6

High Scores by Game

Game #1: 0 on week 0 Game #2: 0 on week 0 Game #3: 0 on week 0

