

Note: This report includes information through June 2 which is Week 4 of 12

**Chris Toy's Bowling Record - Team 22: Team 22**

| Week No. | Bowling Date | Old Avg | Old HDCP | -   |     |     | Total | HDCP Total | Pins Gms |     | ---Average Change--- |   |        | High Game | High Sers | HDCP Game | HDCP Sers |     |     |
|----------|--------------|---------|----------|-----|-----|-----|-------|------------|----------|-----|----------------------|---|--------|-----------|-----------|-----------|-----------|-----|-----|
|          |              |         |          | -1- | -2- | -3- |       |            | New      | Old | ---> +/-             |   |        |           |           |           |           |     |     |
| 1        | 05/12/26     | bk211   | 7        | 251 | 202 | 248 | 701   | 722        | 701      | 3   | 233.67               | - | 0.00   | =         | 233.67    | 251       | 701       | 258 | 722 |
| 2        | 05/19/26     | bk211   | 7        | 196 | 197 | 174 | 567   | 588        | 1268     | 6   | 211.33               | - | 233.67 | =         | -22.33    | 251       | 701       | 258 | 722 |
| 3        | 05/26/26     | bk211   | 0        |     |     |     | 0     | 0          | 1268     | 6   | 211.33               | - | 211.33 | =         | 0.00      | 251       | 701       | 258 | 722 |
| 4        | 06/02/26     | bk211   | 7        | 246 | 171 | 199 | 616   | 637        | 1884     | 9   | 209.33               | - | 211.33 | =         | -2.00     | 251       | 701       | 258 | 722 |



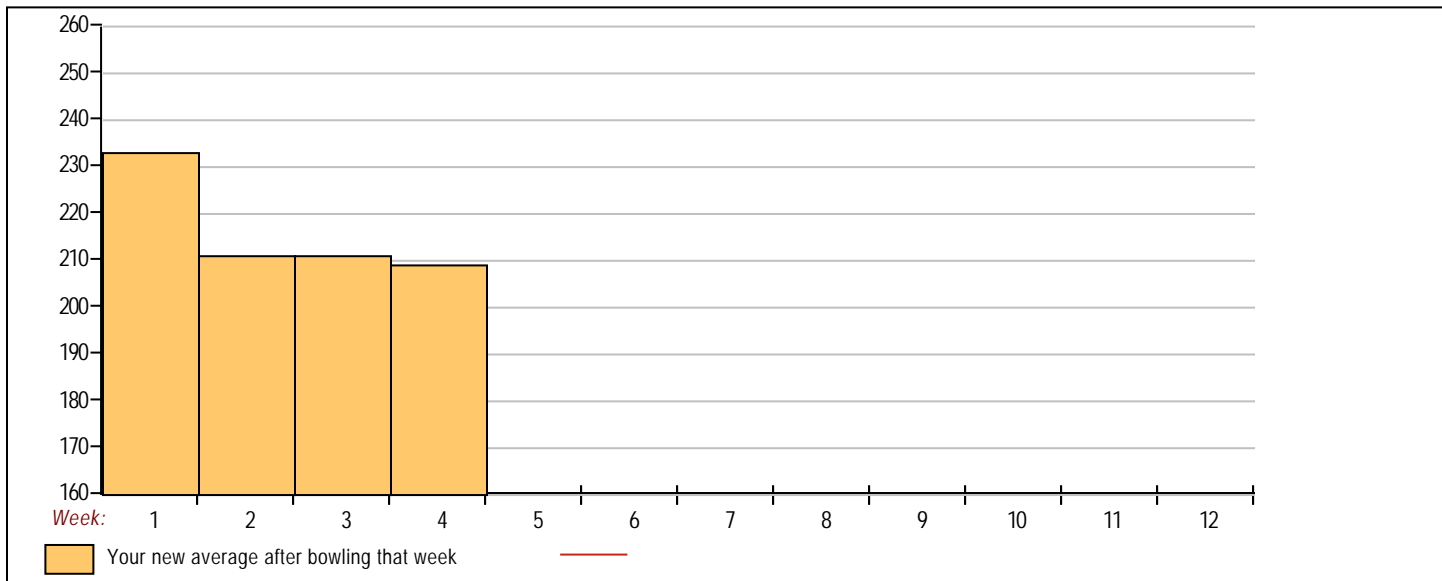
|                |              |              |              |              |              |              |              |              |              |
|----------------|--------------|--------------|--------------|--------------|--------------|--------------|--------------|--------------|--------------|
| <u>&lt;100</u> | <u>100's</u> | <u>125's</u> | <u>150's</u> | <u>175's</u> | <u>200's</u> | <u>225's</u> | <u>250's</u> | <u>275's</u> | <u>300's</u> |
|                |              |              | 2            | 3            | 1            | 2            | 1            |              |              |
| <u>&lt;400</u> | <u>400's</u> | <u>450's</u> | <u>500's</u> | <u>550's</u> | <u>600's</u> | <u>650's</u> | <u>700's</u> | <u>750's</u> | <u>800's</u> |
|                |              |              |              | 1            | 1            |              | 1            |              |              |

|                      |                      |                      |
|----------------------|----------------------|----------------------|
| <u>Avg of Game 1</u> | <u>Avg of Game 2</u> | <u>Avg of Game 3</u> |
| 231.00               | 190.00               | 207.00               |

High game of 251 on week 1      High series of 701 on week 1      High average of 233.67 after bowling week 1  
 Low game of 171 on week 4      Low series of 567 on week 2      Low average of 209.33 after bowling week 4

High Scores by Game

Game #1: 251 on week 1    Game #2: 202 on week 1    Game #3: 248 on week 1



Note: This report includes information through June 2 which is Week 4 of 12

**Ming Chen's Bowling Record - Team 22: Team 22**

| Week No. | Bowling Date | Old Avg | Old HDCP | -   |     |     | Total | HDCP Total | Pins | Gms | ---Average Change--- |      |          | High Game | High Sers | HDCP Game | HDCP Sers |     |     |
|----------|--------------|---------|----------|-----|-----|-----|-------|------------|------|-----|----------------------|------|----------|-----------|-----------|-----------|-----------|-----|-----|
|          |              |         |          | -1- | -2- | -3- |       |            |      |     | New                  | Old  | ---> +/- |           |           |           |           |     |     |
| 1        | 05/12/26     | bk195   | 0        |     |     |     | 0     | 0          | 0    | 0   | -                    | 0.00 | =        | 0.00      | 0         | 0         |           |     |     |
| 2        | 05/19/26     | bk195   | 20       | 223 | 193 | 246 | 662   | 722        | 662  | 3   | 220.67               | -    | 0.00     | =         | 220.67    | 246       | 662       | 266 | 722 |
| 3        | 05/26/26     | bk195   | 20       | 192 | 256 | 191 | 639   | 699        | 1301 | 6   | 216.83               | -    | 220.67   | =         | -3.83     | 256       | 662       | 276 | 722 |
| 4        | 06/02/26     | bk195   | 20       | 151 | 157 | 246 | 554   | 614        | 1855 | 9   | 206.11               | -    | 216.83   | =         | -10.72    | 256       | 662       | 276 | 722 |

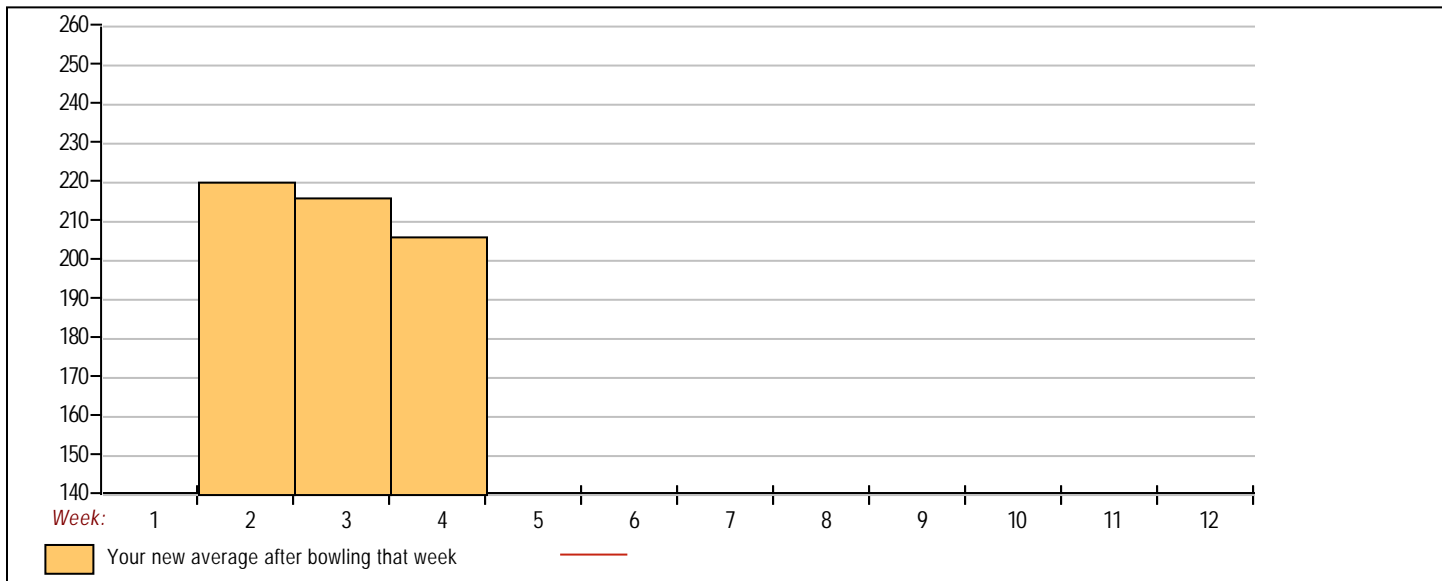


|                |              |              |              |              |              |              |              |              |              |
|----------------|--------------|--------------|--------------|--------------|--------------|--------------|--------------|--------------|--------------|
| <u>&lt;100</u> | <u>100's</u> | <u>125's</u> | <u>150's</u> | <u>175's</u> | <u>200's</u> | <u>225's</u> | <u>250's</u> | <u>275's</u> | <u>300's</u> |
|                |              |              | 2            | 3            | 1            | 2            | 1            |              |              |
| <u>&lt;400</u> | <u>400's</u> | <u>450's</u> | <u>500's</u> | <u>550's</u> | <u>600's</u> | <u>650's</u> | <u>700's</u> | <u>750's</u> | <u>800's</u> |
|                |              |              |              | 1            | 1            | 1            |              |              |              |

|                      |                      |                      |
|----------------------|----------------------|----------------------|
| <u>Avg of Game 1</u> | <u>Avg of Game 2</u> | <u>Avg of Game 3</u> |
| 188.67               | 202.00               | 227.67               |

High game of 256 on week 3      High series of 662 on week 2      High average of 220.67 after bowling week 2  
 Low game of 151 on week 4      Low series of 554 on week 4      Low average of 206.11 after bowling week 4

High Scores by Game  
 Game #1: 223 on week 2    Game #2: 256 on week 3    Game #3: 246 on week 2



Note: This report includes information through June 2 which is Week 4 of 12

**Frank Toy's Bowling Record - Team 22: Team 22**

| Week No. | Bowling Date | Old Avg | Old HDCP | -1- | -2- | -3- | Total | HDCP Total | Pins | Gms | ---Average Change--- |      |        | High Game | High Sers | HDCP Game | HDCP Sers |     |     |
|----------|--------------|---------|----------|-----|-----|-----|-------|------------|------|-----|----------------------|------|--------|-----------|-----------|-----------|-----------|-----|-----|
|          |              |         |          |     |     |     |       |            |      |     | New - Old            | ---> | +/-    |           |           |           |           |     |     |
| 1        | 05/12/26     | bk214   | 4        | 210 | 195 | 194 | 599   | 611        | 599  | 3   | 199.67               | -    | 0.00   | =         | 199.67    | 210       | 599       | 214 | 611 |
| 2        | 05/19/26     | bk214   | 4        | 162 | 214 | 200 | 576   | 588        | 1175 | 6   | 195.83               | -    | 199.67 | =         | -3.83     | 214       | 599       | 218 | 611 |
| 3        | 05/26/26     | bk214   | 4        | 195 | 230 | 217 | 642   | 654        | 1817 | 9   | 201.89               | -    | 195.83 | =         | 6.06      | 230       | 642       | 234 | 654 |
| 4        | 06/02/26     | 204     | 12       | 214 | 211 | 171 | 596   | 632        | 2413 | 12  | 201.08               | -    | 201.89 | =         | -0.81     | 230       | 642       | 234 | 654 |

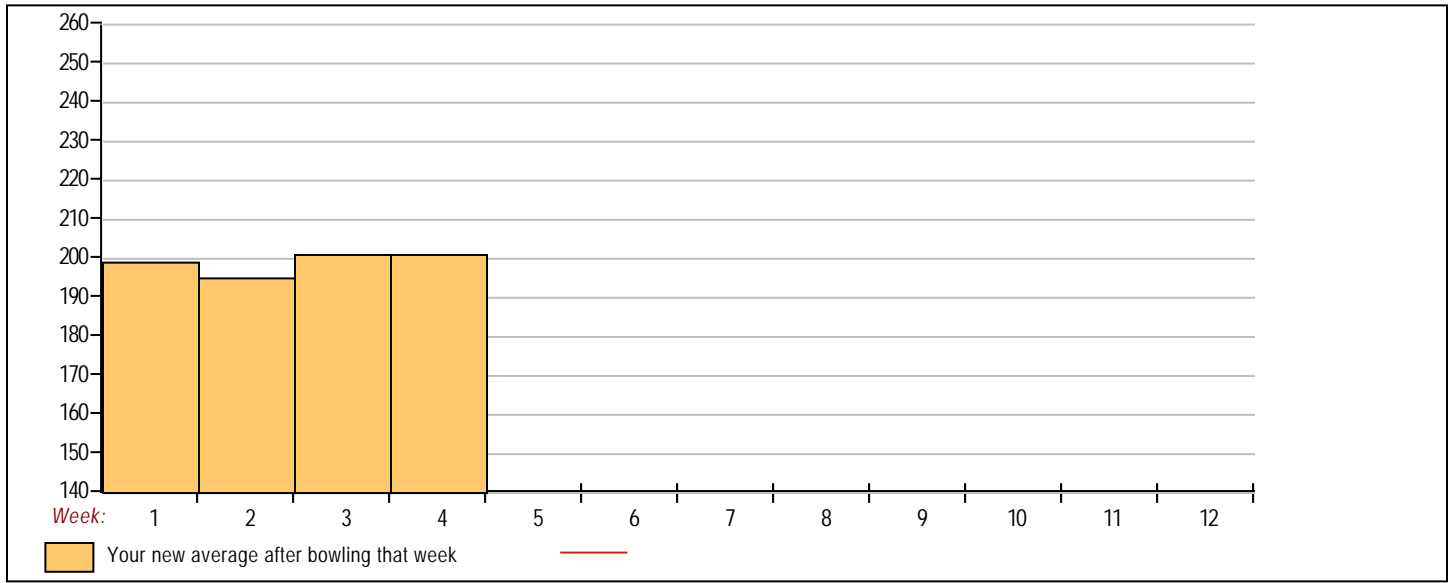


|                |              |              |              |              |              |              |              |              |              |
|----------------|--------------|--------------|--------------|--------------|--------------|--------------|--------------|--------------|--------------|
| <u>&lt;100</u> | <u>100's</u> | <u>125's</u> | <u>150's</u> | <u>175's</u> | <u>200's</u> | <u>225's</u> | <u>250's</u> | <u>275's</u> | <u>300's</u> |
|                |              |              | 2            | 3            | 6            | 1            |              |              |              |
| <u>&lt;400</u> | <u>400's</u> | <u>450's</u> | <u>500's</u> | <u>550's</u> | <u>600's</u> | <u>650's</u> | <u>700's</u> | <u>750's</u> | <u>800's</u> |
|                |              |              |              | 3            | 1            |              |              |              |              |

|                      |                      |                      |
|----------------------|----------------------|----------------------|
| <u>Avg of Game 1</u> | <u>Avg of Game 2</u> | <u>Avg of Game 3</u> |
| 195.25               | 212.50               | 195.50               |

High game of 230 on week 3      High series of 642 on week 3      High average of 201.89 after bowling week 3  
 Low game of 162 on week 2      Low series of 576 on week 2      Low average of 195.83 after bowling week 2

High Scores by Game  
 Game #1: 214 on week 4    Game #2: 230 on week 3    Game #3: 217 on week 3



Note: This report includes information through June 2 which is Week 4 of 12

**Robert Mak's Bowling Record - Team 22: Team 22**

| Week No. | Bowling Date | Old Avg | Old HDCP | -1- | -2- | -3- | Total | HDCP Total | Pins | Gms | ---Average Change--- |                        |     | High Game | High Sers | HDCP Game | HDCP Sers |
|----------|--------------|---------|----------|-----|-----|-----|-------|------------|------|-----|----------------------|------------------------|-----|-----------|-----------|-----------|-----------|
|          |              |         |          |     |     |     |       |            |      |     | New - Old            | --->                   | +/- |           |           |           |           |
| 1        | 05/12/26     | bk191   | 0        |     |     |     | 0     | 0          | 0    | 0   |                      | - 0.00 = 0.00          | 0   | 0         |           |           |           |
| 2        | 05/19/26     | bk191   | 0        |     |     |     | 0     | 0          | 0    | 0   |                      | - 0.00 = 0.00          | 0   | 0         |           |           |           |
| 3        | 05/26/26     | bk191   | 23       | 212 | 179 | 224 | 615   | 684        | 615  | 3   |                      | 205.00 - 0.00 = 205.00 | 224 | 615       | 247       | 684       |           |
| 4        | 06/02/26     | bk191   | 23       |     |     |     | 0     | 0          | 615  | 3   |                      | 205.00 - 205.00 = 0.00 | 224 | 615       | 247       | 684       |           |

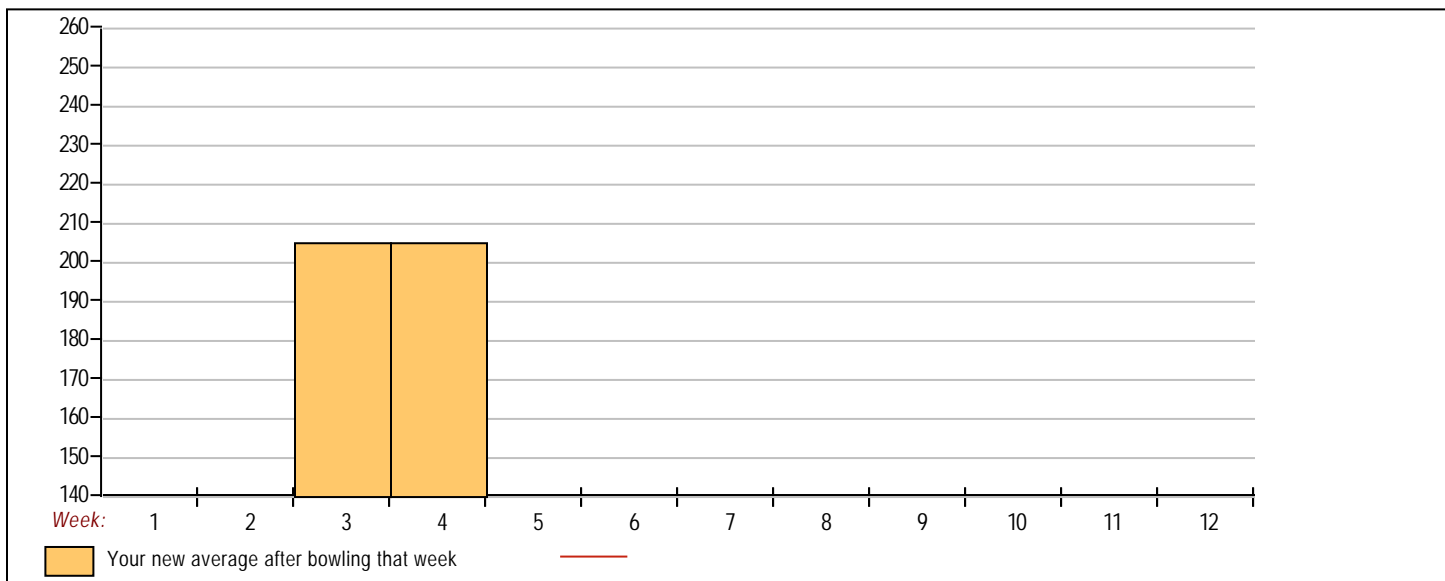


|                |              |              |              |              |              |              |              |              |              |
|----------------|--------------|--------------|--------------|--------------|--------------|--------------|--------------|--------------|--------------|
| <u>&lt;100</u> | <u>100's</u> | <u>125's</u> | <u>150's</u> | <u>175's</u> | <u>200's</u> | <u>225's</u> | <u>250's</u> | <u>275's</u> | <u>300's</u> |
|                |              |              |              | 1            | 2            |              |              |              |              |
| <u>&lt;400</u> | <u>400's</u> | <u>450's</u> | <u>500's</u> | <u>550's</u> | <u>600's</u> | <u>650's</u> | <u>700's</u> | <u>750's</u> | <u>800's</u> |
|                |              |              |              |              | 1            |              |              |              |              |

|                      |                      |                      |
|----------------------|----------------------|----------------------|
| <u>Avg of Game 1</u> | <u>Avg of Game 2</u> | <u>Avg of Game 3</u> |
| 212.00               | 179.00               | 224.00               |

High game of 224 on week 3      High series of 615 on week 3      High average of 205.00 after bowling week 3  
 Low game of 179 on week 3      Low series of 615 on week 3      Low average of 205.00 after bowling week 3

High Scores by Game  
 Game #1: 212 on week 3    Game #2: 179 on week 3    Game #3: 224 on week 3



Note: This report includes information through June 2 which is Week 4 of 12

**Thomas Toy's Bowling Record - Team 22: Team 22**

| Week No. | Bowling Date | Old Avg | Old HDCP | -1- | -2- | -3- | Total | HDCP Total | Pins | Gms | ---Average Change--- |        |        | High Game | High Sers | HDCP Game | HDCP Sers |
|----------|--------------|---------|----------|-----|-----|-----|-------|------------|------|-----|----------------------|--------|--------|-----------|-----------|-----------|-----------|
|          |              |         |          |     |     |     |       |            |      |     | New - Old            | --->   | +/-    |           |           |           |           |
| 1        | 05/12/26     | bk207   | 0        |     |     |     | 0     | 0          | 0    | 0   |                      | - 0.00 | = 0.00 | 0         | 0         |           |           |
| 2        | 05/19/26     | bk207   | 0        |     |     |     | 0     | 0          | 0    | 0   |                      | - 0.00 | = 0.00 | 0         | 0         |           |           |
| 3        | 05/26/26     | bk207   | 0        |     |     |     | 0     | 0          | 0    | 0   |                      | - 0.00 | = 0.00 | 0         | 0         |           |           |
| 4        | 06/02/26     | bk207   | 10       |     |     |     | 0     | 0          | 0    | 0   |                      | - 0.00 | = 0.00 | 0         | 0         |           |           |



- <100
- 100's
- 125's
- 150's
- 175's
- 200's
- 225's
- 250's
- 275's
- 300's
- <400
- 400's
- 450's
- 500's
- 550's
- 600's
- 650's
- 700's
- 750's
- 800's

Avg of Game 1    Avg of Game 2    Avg of Game 3

High game of 0 on week 0                      High series of 0 on week 0                      High average of 0.00 after bowling week 4  
 Low game of 0 on week 0                      Low series of 0 on week 0                      Low average of 0.00 after bowling week 4

High Scores by Game  
 Game #1: 0 on week 0    Game #2: 0 on week 0    Game #3: 0 on week 0

