

Note: This report includes information through June 16 which is Week 6 of 12

Wilson Leung's Bowling Record - Team 21: Team 21

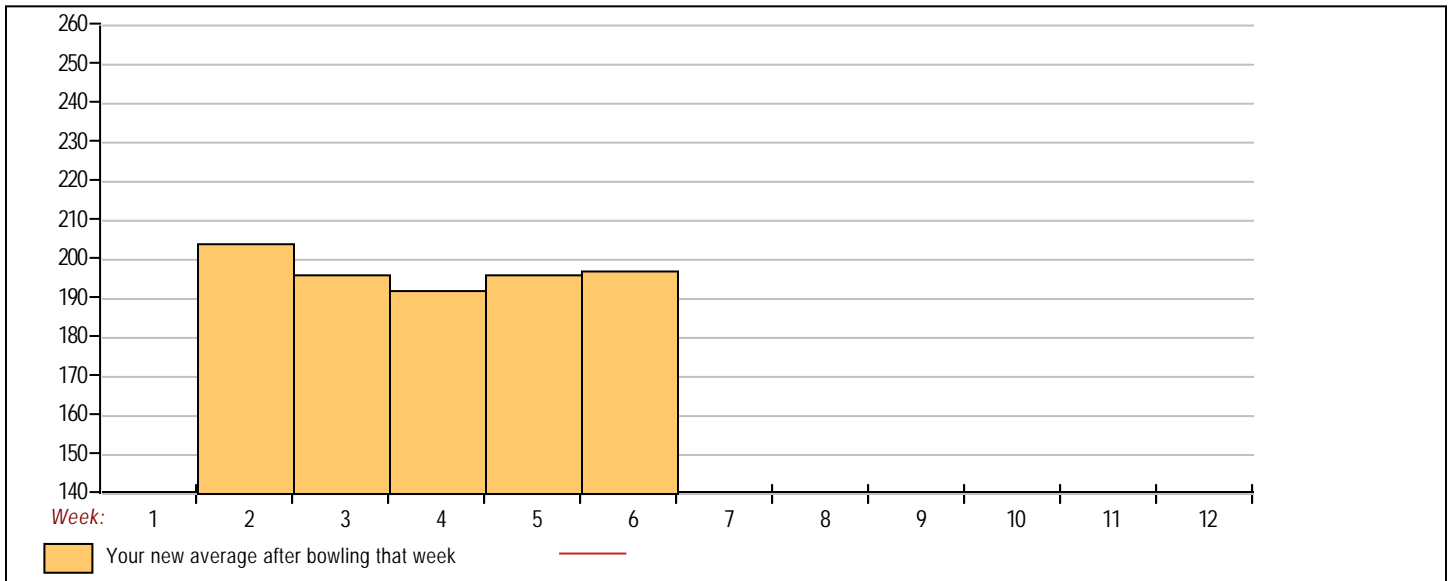
Week No.	Bowling Date	Old Avg	Old HDCP	-1-	-2-	-3-	Total	HDCP Total	Pins	Gms	---Average Change---			High Game	High Sers	HDCP Game	HDCP Sers		
												New - Old ---> +/-							
----- Week 1 was bowled after week 2 -----																			
1	05/12/26	bk201	15	243	194	225	662	707	662	3	-	0.00	=	0.00	243	662	258	707	
Scores were bowled after week 2 for weeks: 1																			
2	05/19/26	bk201	15	183	182	202	567	612	1229	6	204.83	-	0.00	=	204.83	243	662	258	707
3	05/26/26	bk201	15	180	160	198	538	583	1767	9	196.33	-	204.83	=	-8.50	243	662	258	707
4	06/02/26	196	19	175	192	173	540	597	2307	12	192.25	-	196.33	=	-4.08	243	662	258	707
5	06/09/26	192	22	198	245	204	647	713	2954	15	196.93	-	192.25	=	4.68	245	662	267	713
6	06/16/26	196	19	210	184	209	603	660	3557	18	197.61	-	196.93	=	0.68	245	662	267	713

<100	100's	125's	150's	175's	200's	225's	250's	275's	300's
			2	9	4	3			
<400	400's	450's	500's	550's	600's	650's	700's	750's	800's
			2	1	2	1			

Avg of Game 1	Avg of Game 2	Avg of Game 3
198.17	192.83	201.83

High game of 245 on week 5 High series of 662 on week 1 High average of 204.83 after bowling week 2
 Low game of 160 on week 3 Low series of 538 on week 3 Low average of 192.25 after bowling week 4

High Scores by Game
 Game #1: 243 on week 1 Game #2: 245 on week 5 Game #3: 225 on week 1



Note: This report includes information through June 16 which is Week 6 of 12

Darren Hue's Bowling Record - Team 21: Team 21

Week No.	Bowling Date	Old Avg	Old HDCP	-1-	-2-	-3-	Total	HDCP Total	Pins	Gms	---Average Change--- New - Old ---> +/-			High Game	High Sers	HDCP Game	HDCP Sers		
----- Week 1 was bowled after week 2 -----																			
1	05/12/26	bk167	42	132	148	134	414	540	414	3	-	0.00	=	0.00	148	414	190	540	
Scores were bowled after week 2 for weeks: 1																			
2	05/19/26	bk167	42	143	229	148	520	646	934	6	155.67	-	0.00	=	155.67	229	520	271	646
3	05/26/26	bk167	42	246	158	170	574	700	1508	9	167.56	-	155.67	=	11.89	246	574	288	700
4	06/02/26	167	42	147	171	169	487	613	1995	12	166.25	-	167.56	=	-1.31	246	574	288	700
5	06/09/26	166	43	173	160	182	515	644	2510	15	167.33	-	166.25	=	1.08	246	574	288	700
6	06/16/26	167	42	206	134	179	519	645	3029	18	168.28	-	167.33	=	0.94	246	574	288	700

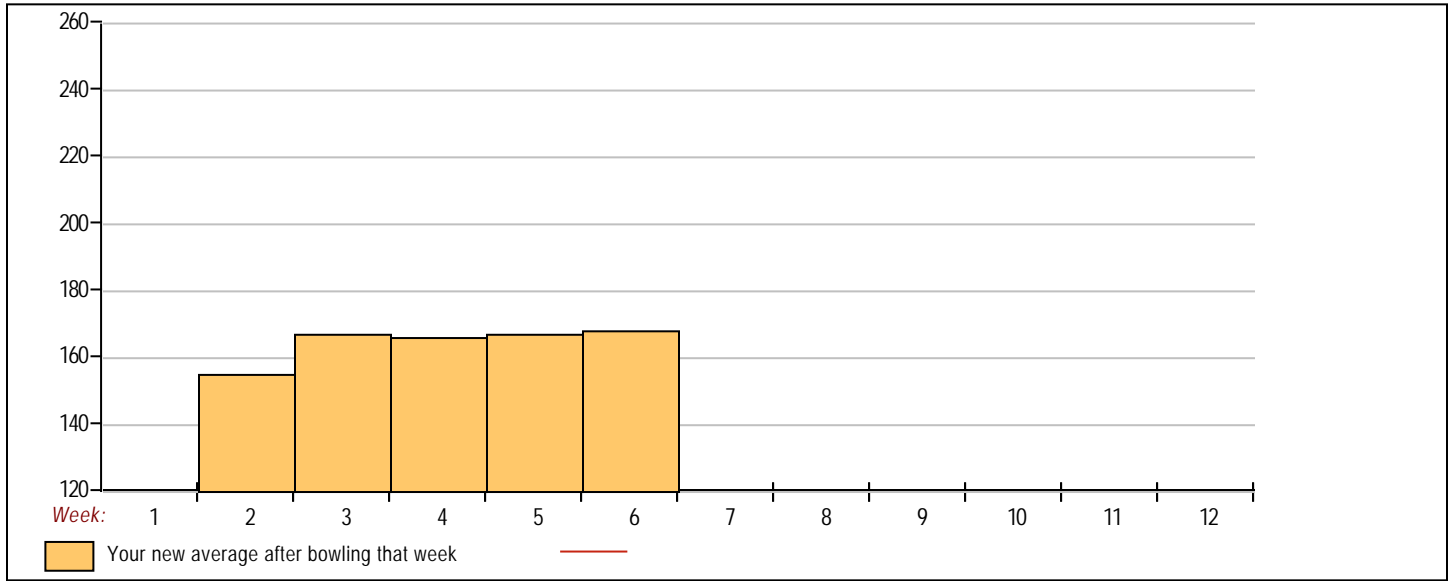


<u><100</u>	<u>100's</u>	<u>125's</u>	<u>150's</u>	<u>175's</u>	<u>200's</u>	<u>225's</u>	<u>250's</u>	<u>275's</u>	<u>300's</u>
		7	6	2	1	2			
<u><400</u>	<u>400's</u>	<u>450's</u>	<u>500's</u>	<u>550's</u>	<u>600's</u>	<u>650's</u>	<u>700's</u>	<u>750's</u>	<u>800's</u>
	1	1	3	1					

<u>Avg of Game 1</u>	<u>Avg of Game 2</u>	<u>Avg of Game 3</u>
174.50	166.67	163.67

High game of 246 on week 3 High series of 574 on week 3 High average of 168.28 after bowling week 6
 Low game of 132 on week 1 Low series of 414 on week 1 Low average of 155.67 after bowling week 2

High Scores by Game
 Game #1: 246 on week 3 Game #2: 229 on week 2 Game #3: 182 on week 5



Note: This report includes information through June 16 which is Week 6 of 12

Nick Hoey's Bowling Record - Team 21: Team 21

Week No.	Bowling Date	Old Avg	Old HDCP	-1-	-2-	-3-	Total	HDCP Total	Pins	Gms	---Average Change--- New - Old ---> +/-			High Game	High Sers	HDCP Game	HDCP Sers		
----- Week 1 was bowled after week 2 -----																			
1	05/12/26	bk184	28	185	181	199	565	649	565	3	-	0.00	=	0.00	199	565	227	649	
Scores were bowled after week 2 for weeks: 1																			
2	05/19/26	bk184	28	160	260	191	611	695	1176	6	196.00	-	0.00	=	196.00	260	611	288	695
3	05/26/26	bk184	28	205	169	168	542	626	1718	9	190.89	-	196.00	=	-5.11	260	611	288	695
4	06/02/26	190	24	181	174	207	562	634	2280	12	190.00	-	190.89	=	-0.89	260	611	288	695
5	06/09/26	190	24	174	189	180	543	615	2823	15	188.20	-	190.00	=	-1.80	260	611	288	695
6	06/16/26	188	25	203	151	178	532	607	3355	18	186.39	-	188.20	=	-1.81	260	611	288	695

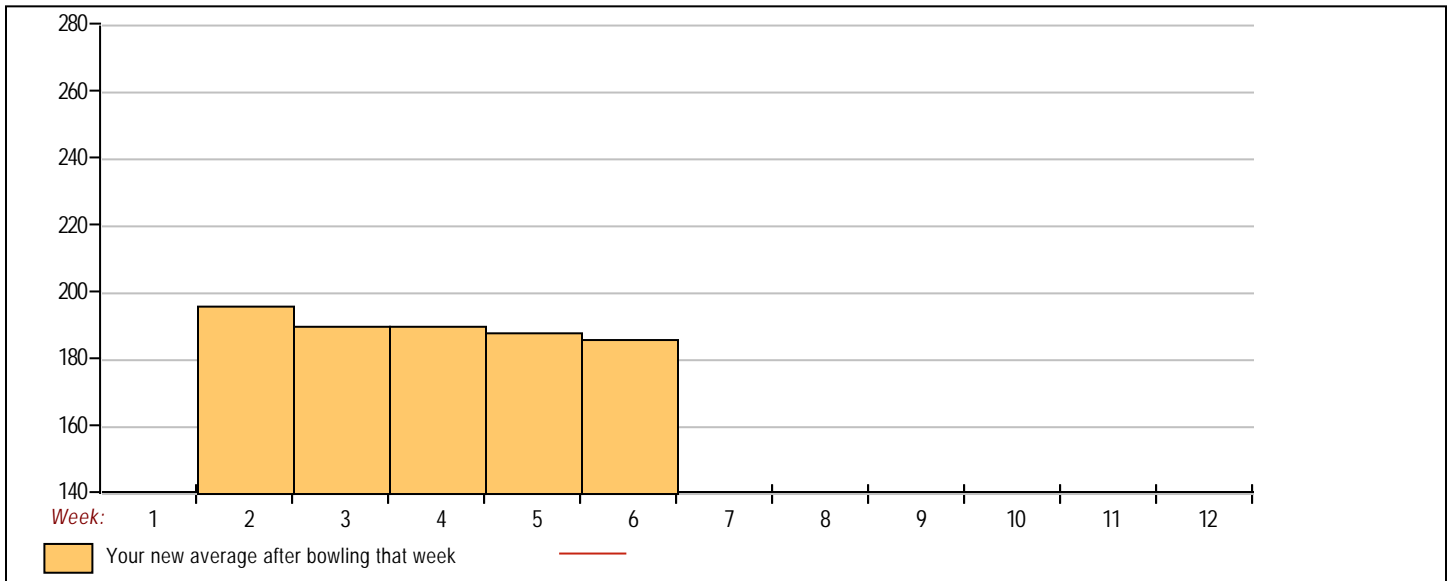


<u><100</u>	<u>100's</u>	<u>125's</u>	<u>150's</u>	<u>175's</u>	<u>200's</u>	<u>225's</u>	<u>250's</u>	<u>275's</u>	<u>300's</u>
			6	8	3		1		
<u><400</u>	<u>400's</u>	<u>450's</u>	<u>500's</u>	<u>550's</u>	<u>600's</u>	<u>650's</u>	<u>700's</u>	<u>750's</u>	<u>800's</u>
			3	2	1				

<u>Avg of Game 1</u>	<u>Avg of Game 2</u>	<u>Avg of Game 3</u>
184.67	187.33	187.17

High game of 260 on week 2 High series of 611 on week 2 High average of 196.00 after bowling week 2
 Low game of 151 on week 6 Low series of 532 on week 6 Low average of 186.39 after bowling week 6

High Scores by Game
 Game #1: 205 on week 3 Game #2: 260 on week 2 Game #3: 207 on week 4



Note: This report includes information through June 16 which is Week 6 of 12

Jonathan Honciano's Bowling Record - Team 21: Team 21

Week No.	Bowling Date	Old Avg	Old HDCP	-1-	-2-	-3-	Total	HDCP		---Average Change---			High Game	High Sers	HDCP Game	HDCP Sers		
								Total	Pins	Gms	New - Old	--->					+/-	
1	05/12/26	bk188	0				0	0	0	0	-	0.00	=	0.00	0	0		
2	05/19/26	bk188	0				0	0	0	0	-	0.00	=	0.00	0	0		
3	05/26/26	bk188	0				0	0	0	0	-	0.00	=	0.00	0	0		
4	06/02/26	bk188	0				0	0	0	0	-	0.00	=	0.00	0	0		
5	06/09/26	bk188	0				0	0	0	0	-	0.00	=	0.00	0	0		
6	06/16/26	bk188	25				0	0	0	0	-	0.00	=	0.00	0	0		



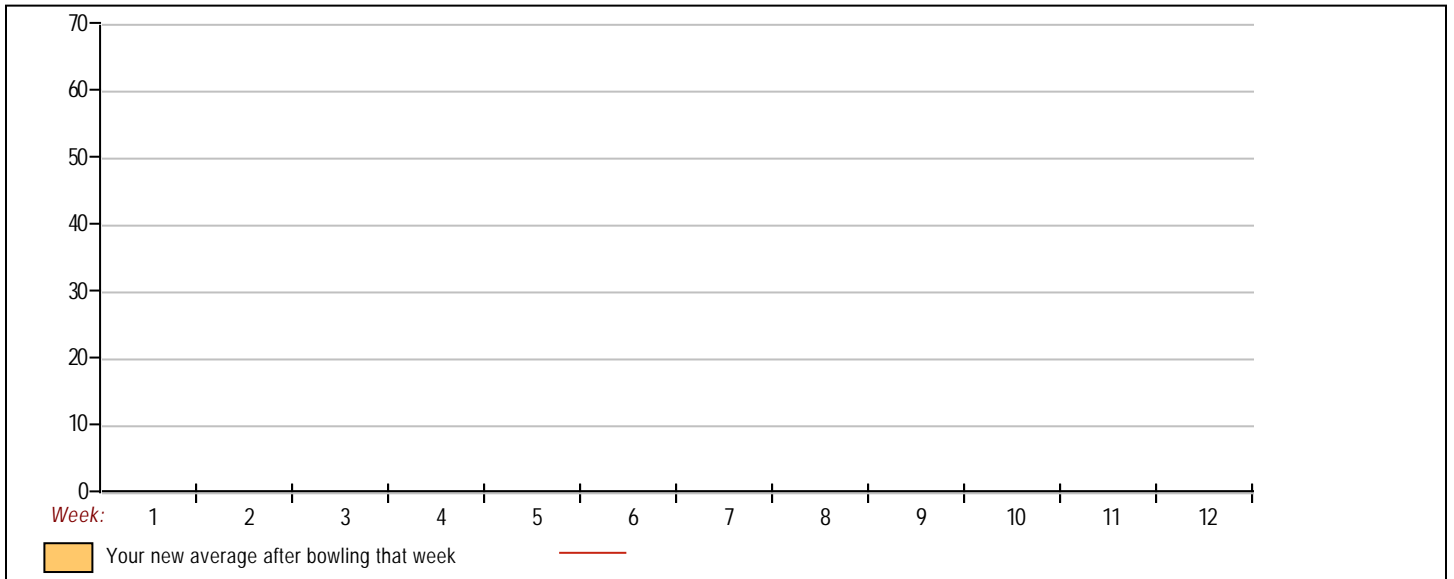
- <100
- 100's
- 125's
- 150's
- 175's
- 200's
- 225's
- 250's
- 275's
- 300's
- <400
- 400's
- 450's
- 500's
- 550's
- 600's
- 650's
- 700's
- 750's
- 800's

Avg of Game 1 Avg of Game 2 Avg of Game 3

High game of 0 on week 0 High series of 0 on week 0 High average of 0.00 after bowling week 6
 Low game of 0 on week 0 Low series of 0 on week 0 Low average of 0.00 after bowling week 6

High Scores by Game

Game #1: 0 on week 0 Game #2: 0 on week 0 Game #3: 0 on week 0



Note: This report includes information through June 16 which is Week 6 of 12

Alan Duong's Bowling Record - Team 21: Team 21

Week No.	Bowling Date	Old Avg	Old HDCP	-1-	-2-	-3-	Total	HDCP		---Average Change---			High Game	High Sers	HDCP Game	HDCP Sers		
								Total	Pins	Gms	New - Old	--->					+/-	
1	05/12/26	bk181	0				0	0	0	0	-	0.00	=	0.00	0	0		
2	05/19/26	bk181	0				0	0	0	0	-	0.00	=	0.00	0	0		
3	05/26/26	bk181	0				0	0	0	0	-	0.00	=	0.00	0	0		
4	06/02/26	bk181	0				0	0	0	0	-	0.00	=	0.00	0	0		
5	06/09/26	bk181	0				0	0	0	0	-	0.00	=	0.00	0	0		
6	06/16/26	bk181	31				0	0	0	0	-	0.00	=	0.00	0	0		



- <100
- 100's
- 125's
- 150's
- 175's
- 200's
- 225's
- 250's
- 275's
- 300's
- <400
- 400's
- 450's
- 500's
- 550's
- 600's
- 650's
- 700's
- 750's
- 800's

Avg of Game 1 Avg of Game 2 Avg of Game 3

High game of 0 on week 0 High series of 0 on week 0 High average of 0.00 after bowling week 6
 Low game of 0 on week 0 Low series of 0 on week 0 Low average of 0.00 after bowling week 6

High Scores by Game
 Game #1: 0 on week 0 Game #2: 0 on week 0 Game #3: 0 on week 0

