

Note: This report includes information through June 2 which is Week 4 of 12

**Wilson Leung's Bowling Record - Team 21: Team 21**

Week No.	Bowling Date	Old Avg	Old HDCP	-1-	-2-	-3-	Total	HDCP Total	Pins	Gms	---Average Change---			High Game	High Sers	HDCP Game	HDCP Sers		
												New - Old ---> +/-							
----- Week 1 was bowled after week 2 -----																			
1	05/12/26	bk201	15	243	194	225	662	707	662	3	-	0.00	=	0.00	243	662	258	707	
Scores were bowled after week 2 for weeks: 1																			
2	05/19/26	bk201	15	183	182	202	567	612	1229	6	204.83	-	0.00	=	204.83	243	662	258	707
3	05/26/26	bk201	15	180	160	198	538	583	1767	9	196.33	-	204.83	=	-8.50	243	662	258	707
4	06/02/26		196				0	0	1767	9	196.33	-	196.33	=	0.00	243	662	258	707

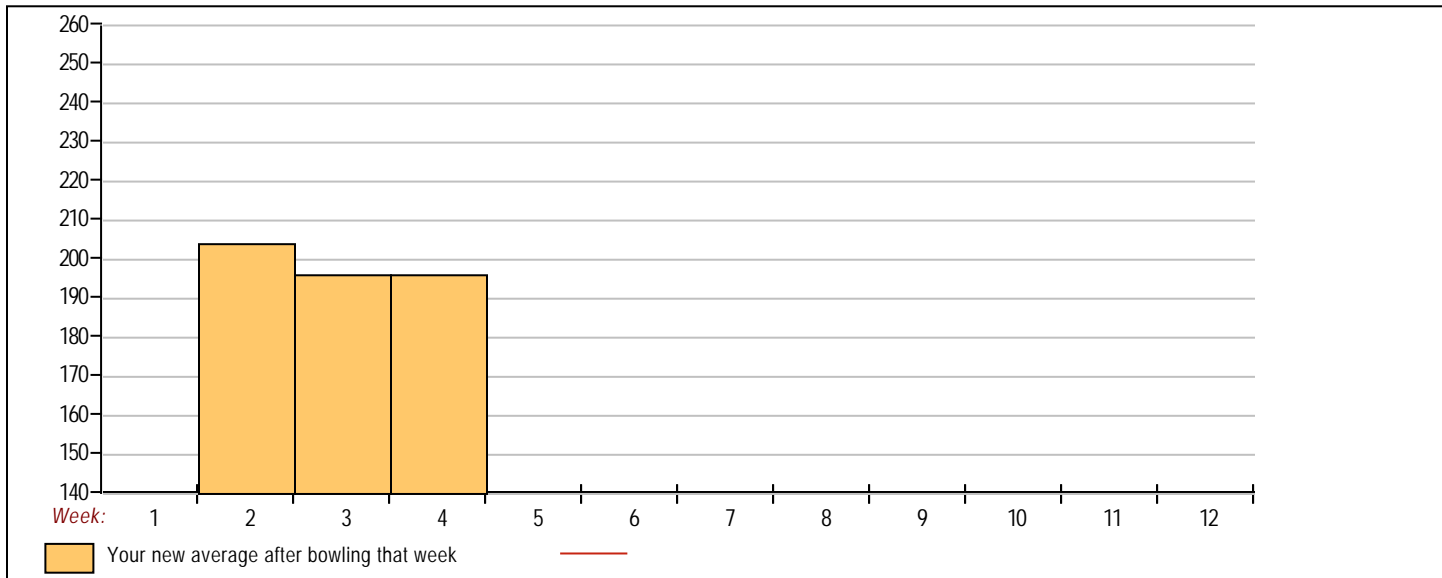


<u>&lt;100</u>	<u>100's</u>	<u>125's</u>	<u>150's</u>	<u>175's</u>	<u>200's</u>	<u>225's</u>	<u>250's</u>	<u>275's</u>	<u>300's</u>
			1	5	1	2			
<u>&lt;400</u>	<u>400's</u>	<u>450's</u>	<u>500's</u>	<u>550's</u>	<u>600's</u>	<u>650's</u>	<u>700's</u>	<u>750's</u>	<u>800's</u>
			1	1		1			

<u>Avg of Game 1</u>	<u>Avg of Game 2</u>	<u>Avg of Game 3</u>
202.00	178.67	208.33

High game of 243 on week 1      High series of 662 on week 1      High average of 204.83 after bowling week 2  
 Low game of 160 on week 3      Low series of 538 on week 3      Low average of 196.33 after bowling week 3

High Scores by Game  
 Game #1: 243 on week 1    Game #2: 194 on week 1    Game #3: 225 on week 1



Note: This report includes information through June 2 which is Week 4 of 12

**Darren Hue's Bowling Record - Team 21: Team 21**

Week No.	Bowling Date	Old Avg	Old HDCP	-1-	-2-	-3-	Total	HDCP Total	Pins	Gms	---Average Change---			High Game	High Sers	HDCP Game	HDCP Sers		
												New - Old ---> +/-							
----- Week 1 was bowled after week 2 -----																			
1	05/12/26	bk167	42	132	148	134	414	540	414	3	-	0.00	=	0.00	148	414	190	540	
Scores were bowled after week 2 for weeks: 1																			
2	05/19/26	bk167	42	143	229	148	520	646	934	6	155.67	-	0.00	=	155.67	229	520	271	646
3	05/26/26	bk167	42	246	158	170	574	700	1508	9	167.56	-	155.67	=	11.89	246	574	288	700
4	06/02/26	167	42				0	0	1508	9	167.56	-	167.56	=	0.00	246	574	288	700

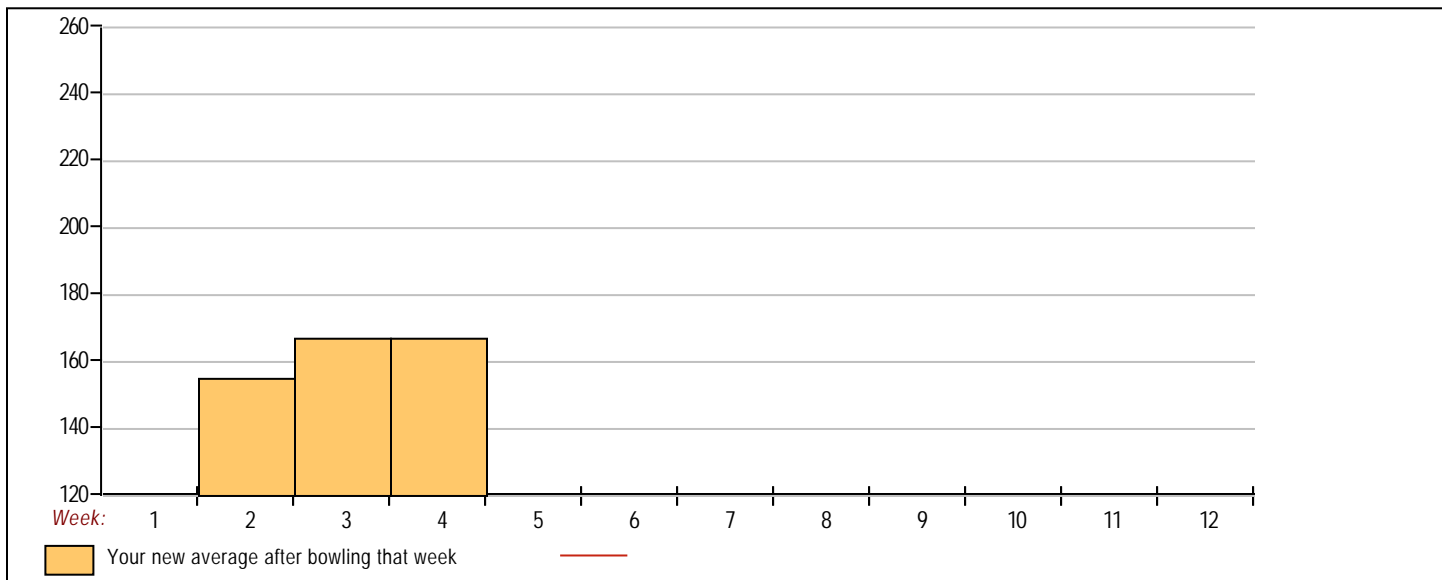


<u>&lt;100</u>	<u>100's</u>	<u>125's</u>	<u>150's</u>	<u>175's</u>	<u>200's</u>	<u>225's</u>	<u>250's</u>	<u>275's</u>	<u>300's</u>
		5	2			2			
<u>&lt;400</u>	<u>400's</u>	<u>450's</u>	<u>500's</u>	<u>550's</u>	<u>600's</u>	<u>650's</u>	<u>700's</u>	<u>750's</u>	<u>800's</u>
	1		1	1					

<u>Avg of Game 1</u>	<u>Avg of Game 2</u>	<u>Avg of Game 3</u>
173.67	178.33	150.67

High game of 246 on week 3      High series of 574 on week 3      High average of 167.56 after bowling week 3  
 Low game of 132 on week 1      Low series of 414 on week 1      Low average of 155.67 after bowling week 2

High Scores by Game  
 Game #1: 246 on week 3    Game #2: 229 on week 2    Game #3: 170 on week 3



Note: This report includes information through June 2 which is Week 4 of 12

**Nick Hoey's Bowling Record - Team 21: Team 21**

Week No.	Bowling Date	Old Avg	Old HDCP	-1-	-2-	-3-	Total	HDCP Total	Pins	Gms	---Average Change--- New - Old ---> +/-	High Game	High Sers	HDCP Game	HDCP Sers
----- Week 1 was bowled after week 2 -----															
1	05/12/26	bk184	28	185	181	199	565	649	565	3	- 0.00 = 0.00	199	565	227	649
Scores were bowled after week 2 for weeks: 1															
2	05/19/26	bk184	28	160	260	191	611	695	1176	6	196.00 - 0.00 = 196.00	260	611	288	695
3	05/26/26	bk184	28	205	169	168	542	626	1718	9	190.89 - 196.00 = -5.11	260	611	288	695
4	06/02/26	190	24				0	0	1718	9	190.89 - 190.89 = 0.00	260	611	288	695



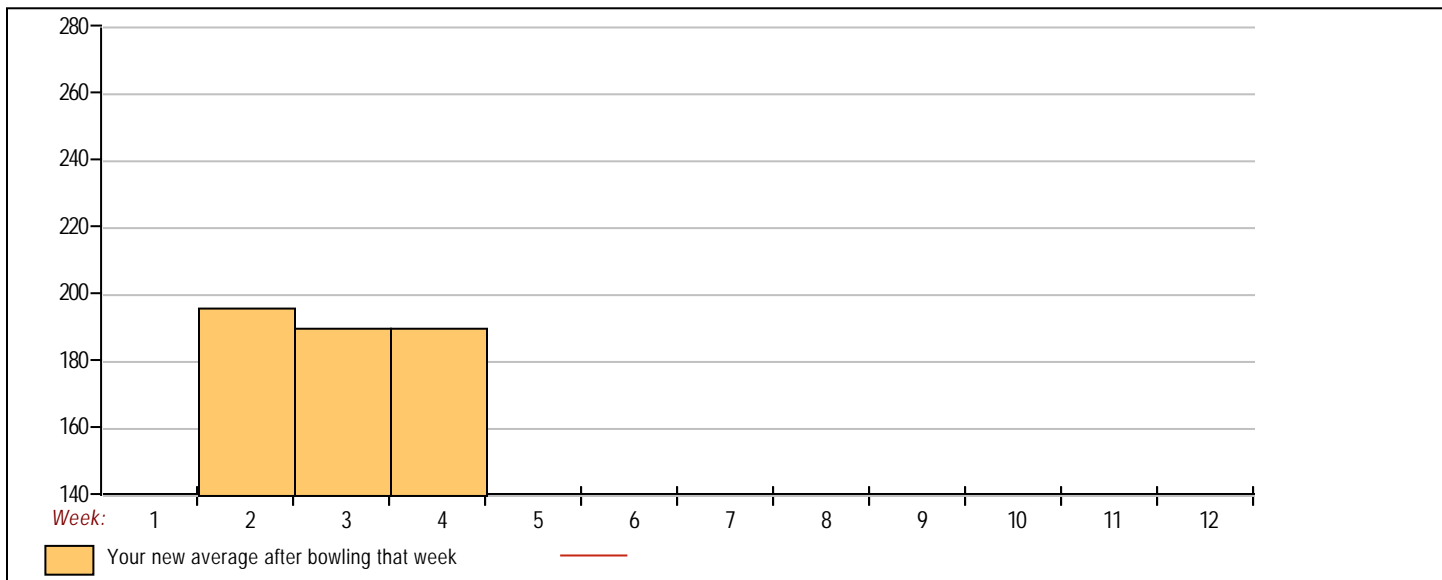
<u>&lt;100</u>	<u>100's</u>	<u>125's</u>	<u>150's</u>	<u>175's</u>	<u>200's</u>	<u>225's</u>	<u>250's</u>	<u>275's</u>	<u>300's</u>
			3	4	1		1		
<u>&lt;400</u>	<u>400's</u>	<u>450's</u>	<u>500's</u>	<u>550's</u>	<u>600's</u>	<u>650's</u>	<u>700's</u>	<u>750's</u>	<u>800's</u>
			1	1	1				

<u>Avg of Game 1</u>	<u>Avg of Game 2</u>	<u>Avg of Game 3</u>
183.33	203.33	186.00

High game of 260 on week 2      High series of 611 on week 2      High average of 196.00 after bowling week 2  
 Low game of 160 on week 2      Low series of 542 on week 3      Low average of 190.89 after bowling week 3

High Scores by Game

Game #1: 205 on week 3    Game #2: 260 on week 2    Game #3: 199 on week 1



Note: This report includes information through June 2 which is Week 4 of 12

**Jonathan Honciano's Bowling Record - Team 21: Team 21**

Week No.	Bowling Date	Old Avg	Old HDCP	-1-	-2-	-3-	Total	HDCP		---Average Change---			High Game	High Sers	HDCP Game	HDCP Sers		
								Total	Pins	Gms	New - Old	--->					+/-	
1	05/12/26	bk188	0				0	0	0	0	-	0.00	=	0.00	0	0		
2	05/19/26	bk188	0				0	0	0	0	-	0.00	=	0.00	0	0		
3	05/26/26	bk188	0				0	0	0	0	-	0.00	=	0.00	0	0		
4	06/02/26	bk188	25				0	0	0	0	-	0.00	=	0.00	0	0		



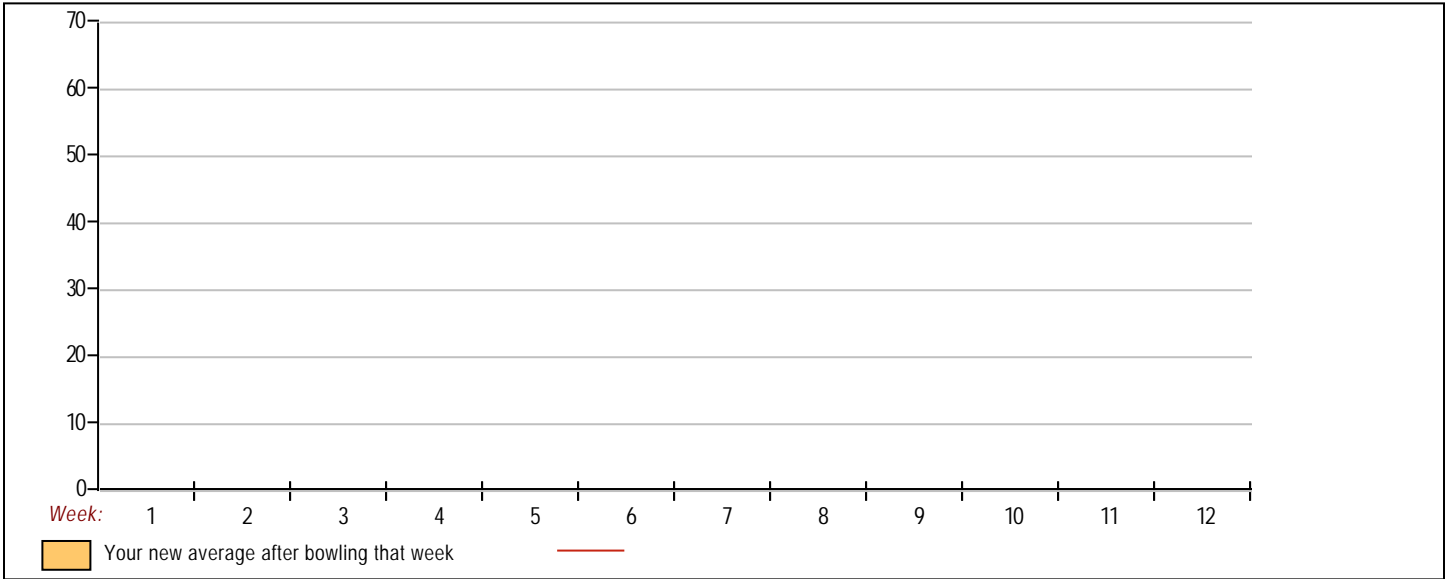
- |                |              |              |              |              |              |              |              |              |              |
|----------------|--------------|--------------|--------------|--------------|--------------|--------------|--------------|--------------|--------------|
| <u>&lt;100</u> | <u>100's</u> | <u>125's</u> | <u>150's</u> | <u>175's</u> | <u>200's</u> | <u>225's</u> | <u>250's</u> | <u>275's</u> | <u>300's</u> |
| <u>&lt;400</u> | <u>400's</u> | <u>450's</u> | <u>500's</u> | <u>550's</u> | <u>600's</u> | <u>650's</u> | <u>700's</u> | <u>750's</u> | <u>800's</u> |

Avg of Game 1    Avg of Game 2    Avg of Game 3

High game of 0 on week 0	High series of 0 on week 0	High average of 0.00 after bowling week 4
Low game of 0 on week 0	Low series of 0 on week 0	Low average of 0.00 after bowling week 4

High Scores by Game

Game #1: 0 on week 0    Game #2: 0 on week 0    Game #3: 0 on week 0



Note: This report includes information through June 2 which is Week 4 of 12

**Alan Duong's Bowling Record - Team 21: Team 21**

Week No.	Bowling Date	Old Avg	Old HDCP	-1-	-2-	-3-	Total	HDCP Total	Pins	Gms	---Average Change---			High Game	High Sers	HDCP Game	HDCP Sers
											New - Old	--->	+/-				
1	05/12/26	bk181	0				0	0	0	0		- 0.00	= 0.00	0	0		
2	05/19/26	bk181	0				0	0	0	0		- 0.00	= 0.00	0	0		
3	05/26/26	bk181	0				0	0	0	0		- 0.00	= 0.00	0	0		
4	06/02/26	bk181	31				0	0	0	0		- 0.00	= 0.00	0	0		



- <100
- 100's
- 125's
- 150's
- 175's
- 200's
- 225's
- 250's
- 275's
- 300's
- <400
- 400's
- 450's
- 500's
- 550's
- 600's
- 650's
- 700's
- 750's
- 800's

Avg of Game 1    Avg of Game 2    Avg of Game 3

High game of 0 on week 0                      High series of 0 on week 0                      High average of 0.00 after bowling week 4  
 Low game of 0 on week 0                      Low series of 0 on week 0                      Low average of 0.00 after bowling week 4

High Scores by Game  
 Game #1: 0 on week 0    Game #2: 0 on week 0    Game #3: 0 on week 0

