

Note: This report includes information through June 16 which is Week 6 of 12

**Brian Young's Bowling Record - Team 20: Fraternity of Bowlers**

Week No.	Bowling Date	Old Avg	Old HDCP	-			Total	HDCP Total	Pins	Gms	---Average Change---			High Game	High Sers	HDCP Game	HDCP Sers		
				-1-	-2-	-3-					New	Old	---> +/-						
1	05/12/26	bk176	35	152	143	171	466	571	466	3	155.33	-	0.00	=	155.33	171	466	206	571
2	05/19/26	bk176	0				0	0	466	3	155.33	-	155.33	=	0.00	171	466	206	571
3	05/26/26	bk176	35	200	169	202	571	676	1037	6	172.83	-	155.33	=	17.50	202	571	237	676
4	06/02/26	bk176	0				0	0	1037	6	172.83	-	172.83	=	0.00	202	571	237	676
5	06/09/26	bk176	35	151	116	160	427	532	1464	9	162.67	-	172.83	=	-10.17	202	571	237	676
6	06/16/26	166	43	a166	a166	a166	498	627	1464	9	162.67	-	162.67	=	0.00	202	571	237	676

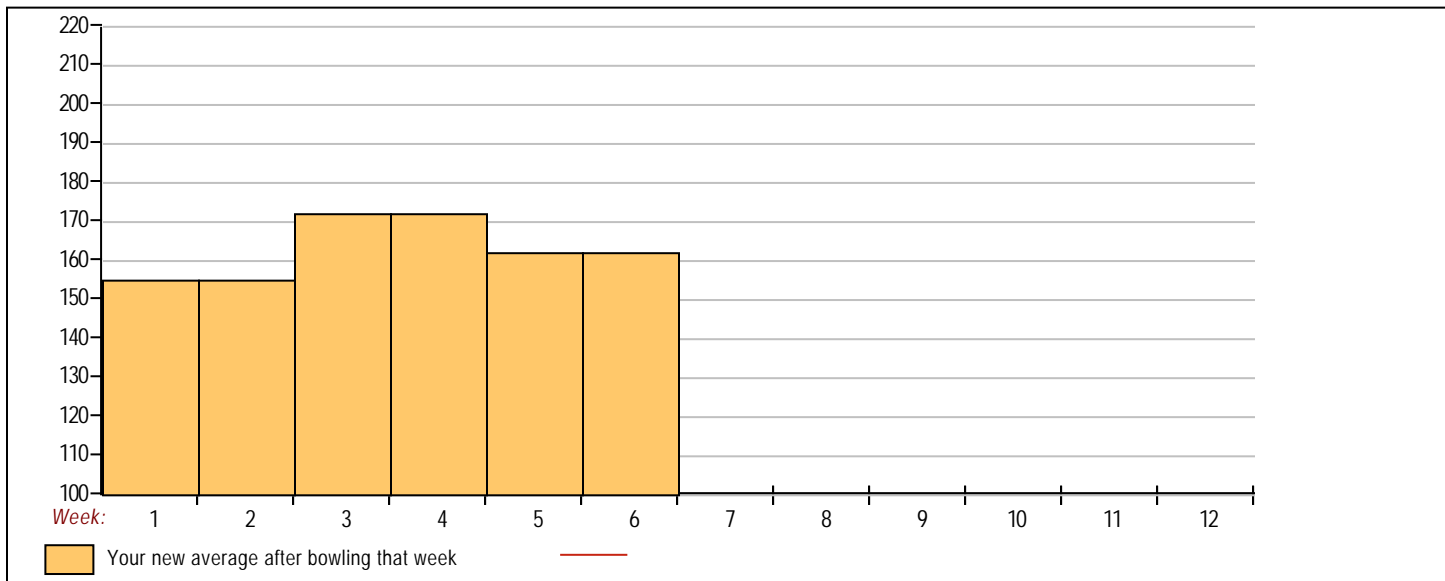


<u>&lt;100</u>	<u>100's</u>	<u>125's</u>	<u>150's</u>	<u>175's</u>	<u>200's</u>	<u>225's</u>	<u>250's</u>	<u>275's</u>	<u>300's</u>
	1	1	5		2				
<u>&lt;400</u>	<u>400's</u>	<u>450's</u>	<u>500's</u>	<u>550's</u>	<u>600's</u>	<u>650's</u>	<u>700's</u>	<u>750's</u>	<u>800's</u>
	1	1		1					

<u>Avg of Game 1</u>	<u>Avg of Game 2</u>	<u>Avg of Game 3</u>
167.67	142.67	177.67

High game of 202 on week 3      High series of 571 on week 3      High average of 172.83 after bowling week 3  
 Low game of 116 on week 5      Low series of 427 on week 5      Low average of 155.33 after bowling week 1

High Scores by Game  
 Game #1: 200 on week 3    Game #2: 169 on week 3    Game #3: 202 on week 3



Note: This report includes information through June 16 which is Week 6 of 12

**Son Dinh's Bowling Record - Team 20: Fraternity of Bowlers**

Week No.	Bowling Date	Old Avg	Old HDCP	-			Total	HDCP Total	Pins	Gms	---Average Change---			High Game	High Sers	HDCP Game	HDCP Sers		
				-1-	-2-	-3-					New	Old	---> +/-						
1	05/12/26	bk156	51	167	137	164	468	621	468	3	156.00	-	0.00	=	156.00	167	468	218	621
2	05/19/26	bk156	0				0	0	468	3	156.00	-	156.00	=	0.00	167	468	218	621
3	05/26/26	bk156	0				0	0	468	3	156.00	-	156.00	=	0.00	167	468	218	621
4	06/02/26	bk156	51	167	165	182	514	667	982	6	163.67	-	156.00	=	7.67	182	514	233	667
5	06/09/26	bk156	51	144	173	163	480	633	1462	9	162.44	-	163.67	=	-1.22	182	514	233	667
6	06/16/26	162	46	169	124	177	470	608	1932	12	161.00	-	162.44	=	-1.44	182	514	233	667

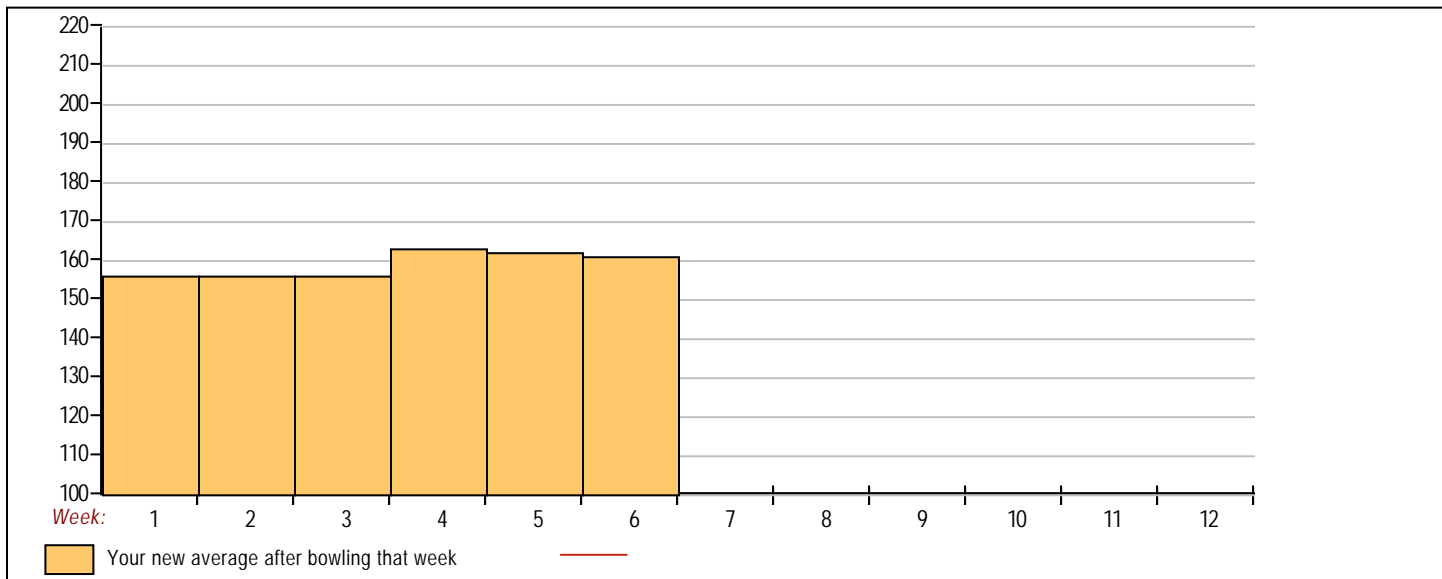


<u>&lt;100</u>	<u>100's</u>	<u>125's</u>	<u>150's</u>	<u>175's</u>	<u>200's</u>	<u>225's</u>	<u>250's</u>	<u>275's</u>	<u>300's</u>
	1	2	7	2					
<u>&lt;400</u>	<u>400's</u>	<u>450's</u>	<u>500's</u>	<u>550's</u>	<u>600's</u>	<u>650's</u>	<u>700's</u>	<u>750's</u>	<u>800's</u>
		3	1						

<u>Avg of Game 1</u>	<u>Avg of Game 2</u>	<u>Avg of Game 3</u>
161.75	149.75	171.50

High game of 182 on week 4      High series of 514 on week 4      High average of 163.67 after bowling week 4  
 Low game of 124 on week 6      Low series of 468 on week 1      Low average of 156.00 after bowling week 1

High Scores by Game  
 Game #1: 169 on week 6    Game #2: 173 on week 5    Game #3: 182 on week 4



Note: This report includes information through June 16 which is Week 6 of 12

**Austin Carpenter's Bowling Record - Team 20: Fraternity of Bowlers**

Week No.	Bowling Date	Old Avg	Old HDCP	-			Total	HDCP Total	Pins	Gms	---Average Change---			High Game	High Sers	HDCP Game	HDCP Sers		
				-1-	-2-	-3-					New	Old	---> +/-						
1	05/12/26	bk182	0				0	0	0	0	-	0.00	=	0.00	0	0			
2	05/19/26	bk182	30	207	170	182	559	649	559	3	186.33	-	0.00	=	186.33	207	559	237	649
3	05/26/26	bk182	30	225	172	171	568	658	1127	6	187.83	-	186.33	=	1.50	225	568	255	658
4	06/02/26	bk182	30	202	204	161	567	657	1694	9	188.22	-	187.83	=	0.39	225	568	255	658
5	06/09/26	188	25	165	128	170	463	538	2157	12	179.75	-	188.22	=	-8.47	225	568	255	658
6	06/16/26	179	32	161	116	171	448	544	2605	15	173.67	-	179.75	=	-6.08	225	568	255	658

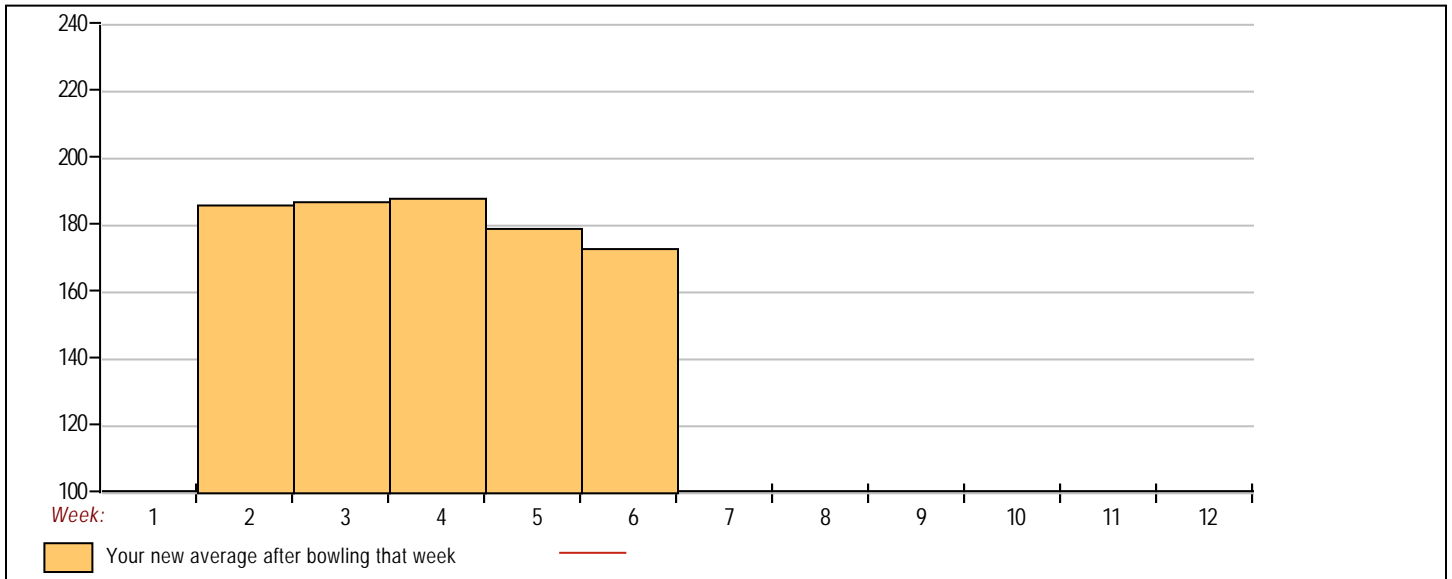


<u>&lt;100</u>	<u>100's</u>	<u>125's</u>	<u>150's</u>	<u>175's</u>	<u>200's</u>	<u>225's</u>	<u>250's</u>	<u>275's</u>	<u>300's</u>
	1	1	8	1	3	1			
<u>&lt;400</u>	<u>400's</u>	<u>450's</u>	<u>500's</u>	<u>550's</u>	<u>600's</u>	<u>650's</u>	<u>700's</u>	<u>750's</u>	<u>800's</u>
	1	1		3					

**Avg of Game 1    Avg of Game 2    Avg of Game 3**  
 192.00                      158.00                      171.00

High game of **225** on week **3**                      High series of **568** on week **3**                      High average of **188.22** after bowling week **4**  
 Low game of **116** on week **6**                      Low series of **448** on week **6**                      Low average of **173.67** after bowling week **6**

High Scores by Game  
 Game #1: **225** on week **3**    Game #2: **204** on week **4**    Game #3: **182** on week **2**



Note: This report includes information through June 16 which is Week 6 of 12

**Tony Tam's Bowling Record - Team 20: Fraternify of Bowlers**

Week No.	Bowling Date	Old Avg	Old HDCP	-			Total	HDCP Total	Pins	Gms	---Average Change---			High Game	High Sers	HDCP Game	HDCP Sers		
				-1-	-2-	-3-					New - Old	--->	+/-						
1	05/12/26	bk178	33	172	168	196	536	635	536	3	178.67	-	0.00	=	178.67	196	536	229	635
2	05/19/26	bk178	33	199	211	156	566	665	1102	6	183.67	-	178.67	=	5.00	211	566	244	665
3	05/26/26	bk178	0				0	0	1102	6	183.67	-	183.67	=	0.00	211	566	244	665
4	06/02/26	bk178	33	184	150	138	472	571	1574	9	174.89	-	183.67	=	-8.78	211	566	244	665
5	06/09/26	174	0				0	0	1574	9	174.89	-	174.89	=	0.00	211	566	244	665
6	06/16/26	174	36				0	0	1574	9	174.89	-	174.89	=	0.00	211	566	244	665

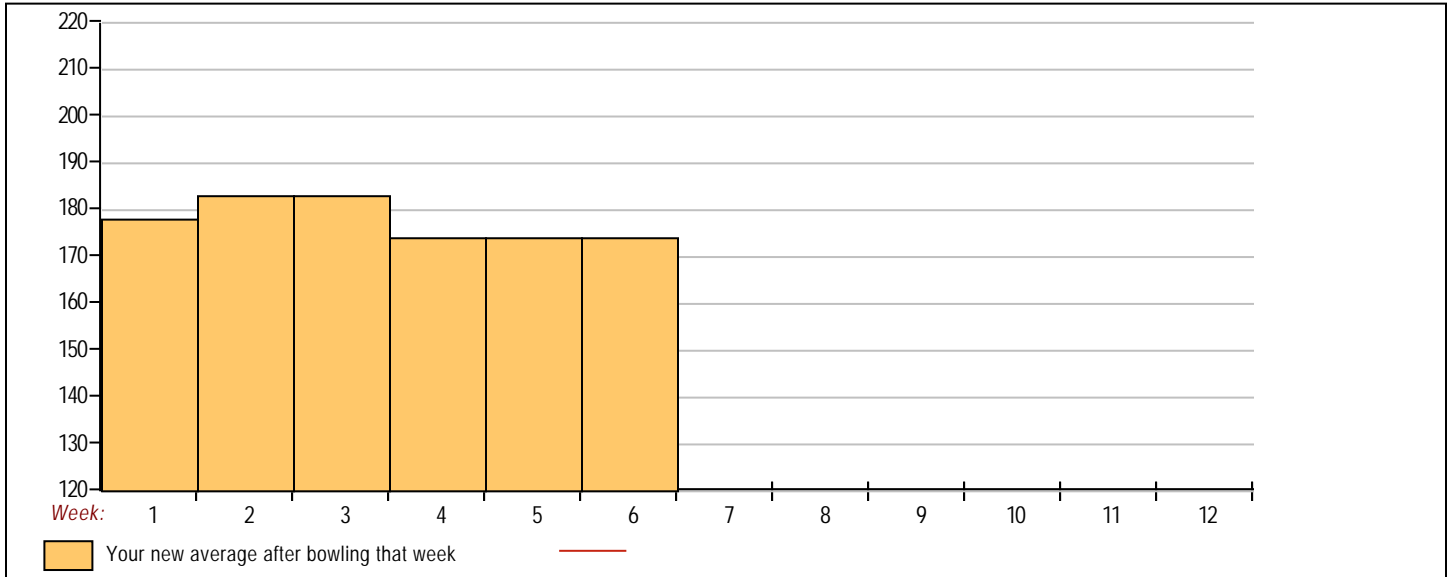
<u>&lt;100</u>	<u>100's</u>	<u>125's</u>	<u>150's</u>	<u>175's</u>	<u>200's</u>	<u>225's</u>	<u>250's</u>	<u>275's</u>	<u>300's</u>
		1	4	3	1				
<u>&lt;400</u>	<u>400's</u>	<u>450's</u>	<u>500's</u>	<u>550's</u>	<u>600's</u>	<u>650's</u>	<u>700's</u>	<u>750's</u>	<u>800's</u>
		1	1	1					

<u>Avg of Game 1</u>	<u>Avg of Game 2</u>	<u>Avg of Game 3</u>
185.00	176.33	163.33

High game of 211 on week 2      High series of 566 on week 2      High average of 183.67 after bowling week 2  
 Low game of 138 on week 4      Low series of 472 on week 4      Low average of 174.89 after bowling week 4

High Scores by Game

Game #1: 199 on week 2    Game #2: 211 on week 2    Game #3: 196 on week 1



Note: This report includes information through June 16 which is Week 6 of 12

**Gilbert Lee's Bowling Record - Team 20: Fraternify of Bowlers**

Week No.	Bowling Date	Old Avg	Old HDCP	-			Total	HDCP Total	Pins	Gms	---Average Change---			High Game	High Sers	HDCP Game	HDCP Sers		
				-1-	-2-	-3-					New	Old	---> +/-						
1	05/12/26	bk140	0				0	0	0	0	-	0.00	=	0.00	0	0			
2	05/19/26	bk140	64	144	183	102	429	621	429	3	143.00	-	0.00	=	143.00	183	429	247	621
3	05/26/26	bk140	64	127	105	143	375	567	804	6	134.00	-	143.00	=	-9.00	183	429	247	621
4	06/02/26	bk140	0				0	0	804	6	134.00	-	134.00	=	0.00	183	429	247	621
5	06/09/26	bk140	0				0	0	804	6	134.00	-	134.00	=	0.00	183	429	247	621
6	06/16/26	bk140	64				0	0	804	6	134.00	-	134.00	=	0.00	183	429	247	621

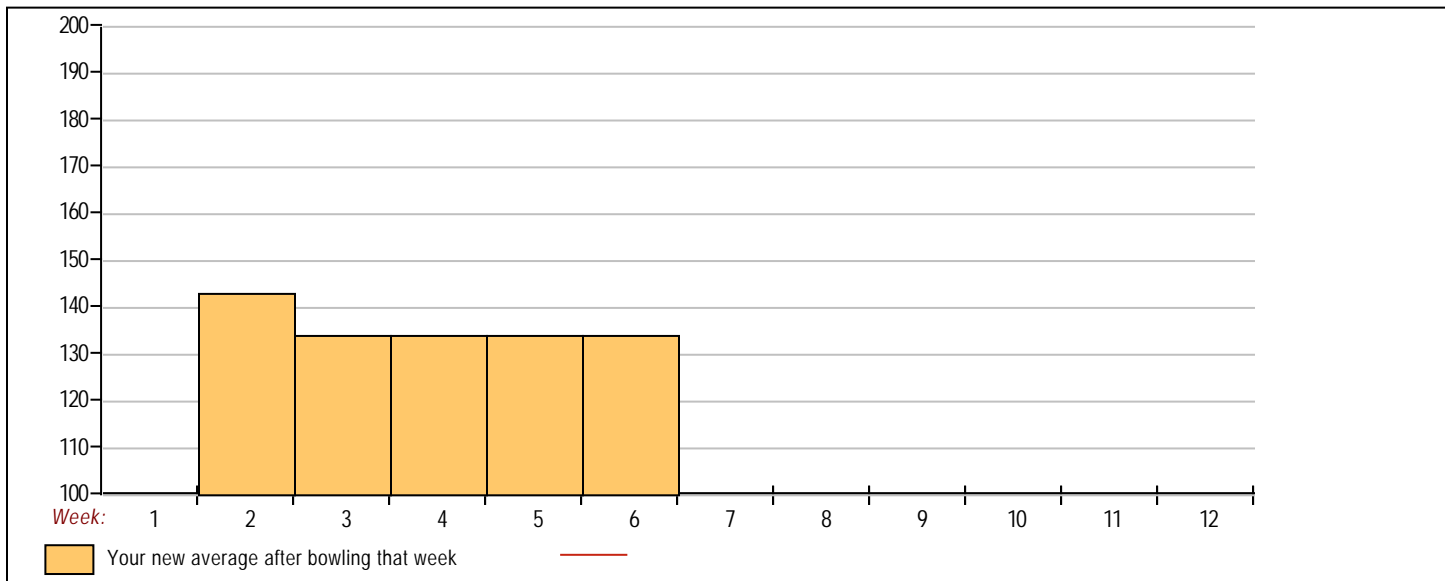


<u>&lt;100</u>	<u>100's</u>	<u>125's</u>	<u>150's</u>	<u>175's</u>	<u>200's</u>	<u>225's</u>	<u>250's</u>	<u>275's</u>	<u>300's</u>
	2	3		1					
<u>&lt;400</u>	<u>400's</u>	<u>450's</u>	<u>500's</u>	<u>550's</u>	<u>600's</u>	<u>650's</u>	<u>700's</u>	<u>750's</u>	<u>800's</u>
1	1								

<u>Avg of Game 1</u>	<u>Avg of Game 2</u>	<u>Avg of Game 3</u>
135.50	144.00	122.50

High game of 183 on week 2      High series of 429 on week 2      High average of 143.00 after bowling week 2  
 Low game of 102 on week 2      Low series of 375 on week 3      Low average of 134.00 after bowling week 3

High Scores by Game  
 Game #1: 144 on week 2    Game #2: 183 on week 2    Game #3: 143 on week 3



Note: This report includes information through June 16 which is Week 6 of 12

**Tuan Le's Bowling Record - Team 20: Fraternify of Bowlers**

Week No.	Bowling Date	Old Avg	Old HDCP				HDCP				---Average Change---			High Game	High Sers	HDCP Game	HDCP Sers	
				-1-	-2-	-3-	Total	Total	Pins	Gms	New - Old	---> +/-						
1	05/12/26	bk177	0				0	0	0	0	-	0.00	=	0.00	0	0		
2	05/19/26	bk177	0				0	0	0	0	-	0.00	=	0.00	0	0		
3	05/26/26	bk177	0				0	0	0	0	-	0.00	=	0.00	0	0		
4	06/02/26	bk177	0				0	0	0	0	-	0.00	=	0.00	0	0		
5	06/09/26	bk177	0				0	0	0	0	-	0.00	=	0.00	0	0		
6	06/16/26	bk177	34				0	0	0	0	-	0.00	=	0.00	0	0		



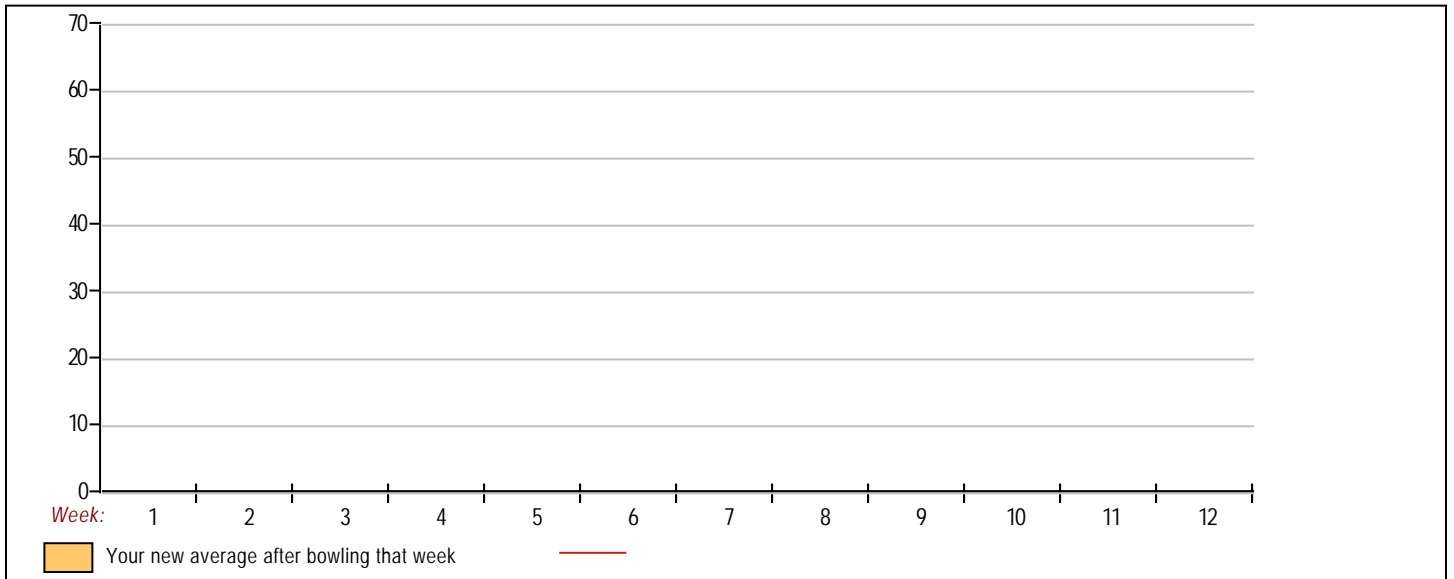
- |                |              |              |              |              |              |              |              |              |              |
|----------------|--------------|--------------|--------------|--------------|--------------|--------------|--------------|--------------|--------------|
| <u>&lt;100</u> | <u>100's</u> | <u>125's</u> | <u>150's</u> | <u>175's</u> | <u>200's</u> | <u>225's</u> | <u>250's</u> | <u>275's</u> | <u>300's</u> |
| <u>&lt;400</u> | <u>400's</u> | <u>450's</u> | <u>500's</u> | <u>550's</u> | <u>600's</u> | <u>650's</u> | <u>700's</u> | <u>750's</u> | <u>800's</u> |

Avg of Game 1   Avg of Game 2   Avg of Game 3

High game of 0 on week 0                      High series of 0 on week 0                      High average of 0.00 after bowling week 6  
 Low game of 0 on week 0                      Low series of 0 on week 0                      Low average of 0.00 after bowling week 6

High Scores by Game

Game #1: 0 on week 0   Game #2: 0 on week 0   Game #3: 0 on week 0



Note: This report includes information through June 16 which is Week 6 of 12

**Russell Wong's Bowling Record - Team 20: Fraternity of Bowlers**

Week No.	Bowling Date	Old Avg	Old HDCP	-1-	-2-	-3-	Total	HDCP		---Average Change---			High Game	High Sers	HDCP Game	HDCP Sers		
								Total	Pins	Gms	New	Old					---> +/-	
1	05/12/26	bk147	0				0	0	0	0	-	0.00	=	0.00	0	0		
2	05/19/26	bk147	0				0	0	0	0	-	0.00	=	0.00	0	0		
3	05/26/26	bk147	0				0	0	0	0	-	0.00	=	0.00	0	0		
4	06/02/26	bk147	0				0	0	0	0	-	0.00	=	0.00	0	0		
5	06/09/26	bk147	0				0	0	0	0	-	0.00	=	0.00	0	0		
6	06/16/26	bk147	58				0	0	0	0	-	0.00	=	0.00	0	0		



- <100
- 100's
- 125's
- 150's
- 175's
- 200's
- 225's
- 250's
- 275's
- 300's
- <400
- 400's
- 450's
- 500's
- 550's
- 600's
- 650's
- 700's
- 750's
- 800's

Avg of Game 1   Avg of Game 2   Avg of Game 3

High game of 0 on week 0                      High series of 0 on week 0                      High average of 0.00 after bowling week 6  
 Low game of 0 on week 0                      Low series of 0 on week 0                      Low average of 0.00 after bowling week 6

High Scores by Game

Game #1: 0 on week 0   Game #2: 0 on week 0   Game #3: 0 on week 0

