

Note: This report includes information through June 2 which is Week 4 of 12

Son Dinh's Bowling Record - Team 20: Fraternity of Bowlers

Week No.	Bowling Date	Old Avg	Old HDCP	-			Total	HDCP Total	Pins	Gms	---Average Change---			High Game	High Sers	HDCP Game	HDCP Sers		
				-1-	-2-	-3-					New	Old	---> +/-						
1	05/12/26	bk156	51	167	137	164	468	621	468	3	156.00	-	0.00	=	156.00	167	468	218	621
2	05/19/26	bk156	0				0	0	468	3	156.00	-	156.00	=	0.00	167	468	218	621
3	05/26/26	bk156	0				0	0	468	3	156.00	-	156.00	=	0.00	167	468	218	621
4	06/02/26	bk156	51	167	165	182	514	667	982	6	163.67	-	156.00	=	7.67	182	514	233	667



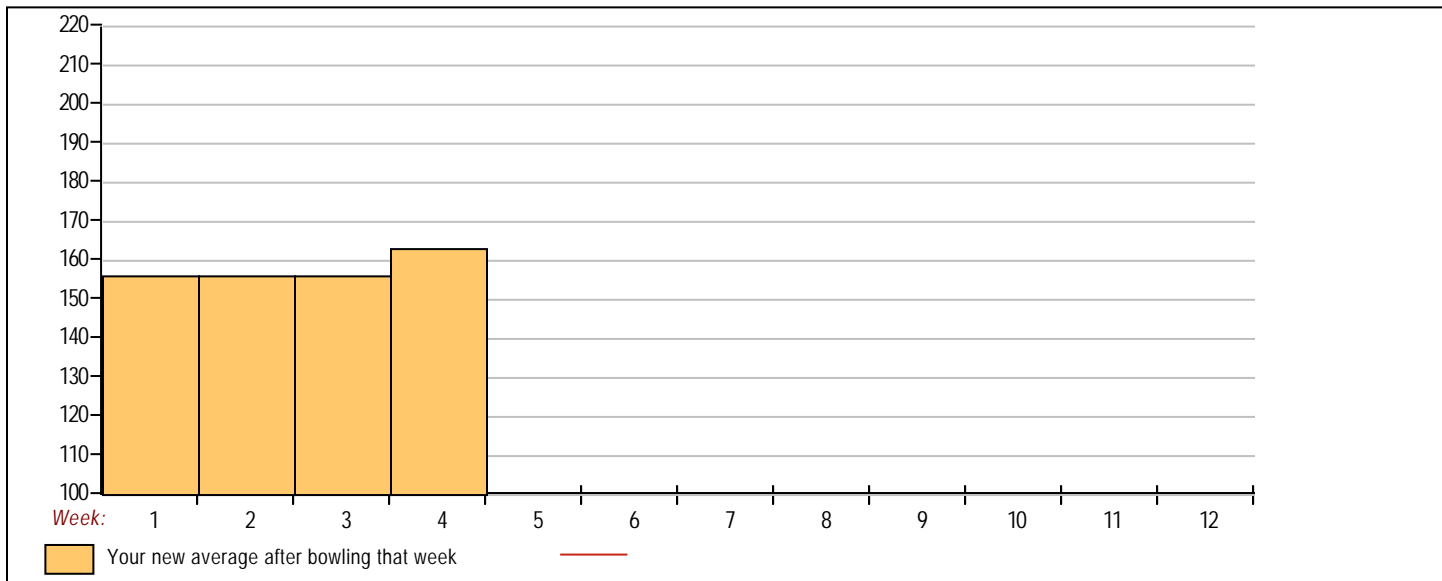
<u><100</u>	<u>100's</u>	<u>125's</u>	<u>150's</u>	<u>175's</u>	<u>200's</u>	<u>225's</u>	<u>250's</u>	<u>275's</u>	<u>300's</u>
		1	4	1					
<u><400</u>	<u>400's</u>	<u>450's</u>	<u>500's</u>	<u>550's</u>	<u>600's</u>	<u>650's</u>	<u>700's</u>	<u>750's</u>	<u>800's</u>
		1	1						

<u>Avg of Game 1</u>	<u>Avg of Game 2</u>	<u>Avg of Game 3</u>
167.00	151.00	173.00

High game of **182** on week **4** High series of **514** on week **4** High average of **163.67** after bowling week **4**
 Low game of **137** on week **1** Low series of **468** on week **1** Low average of **156.00** after bowling week **1**

High Scores by Game

Game #1: **167** on week **1** Game #2: **165** on week **4** Game #3: **182** on week **4**



Note: This report includes information through June 2 which is Week 4 of 12

Tony Tam's Bowling Record - Team 20: Fraternity of Bowlers

Week No.	Bowling Date	Old Avg	Old HDCP	-			Total	HDCP Total	Pins	Gms	---Average Change---			High Game	High Sers	HDCP Game	HDCP Sers		
				-1-	-2-	-3-					New	Old	---> +/-						
1	05/12/26	bk178	33	172	168	196	536	635	536	3	178.67	-	0.00	=	178.67	196	536	229	635
2	05/19/26	bk178	33	199	211	156	566	665	1102	6	183.67	-	178.67	=	5.00	211	566	244	665
3	05/26/26	bk178	0				0	0	1102	6	183.67	-	183.67	=	0.00	211	566	244	665
4	06/02/26	bk178	33	184	150	138	472	571	1574	9	174.89	-	183.67	=	-8.78	211	566	244	665



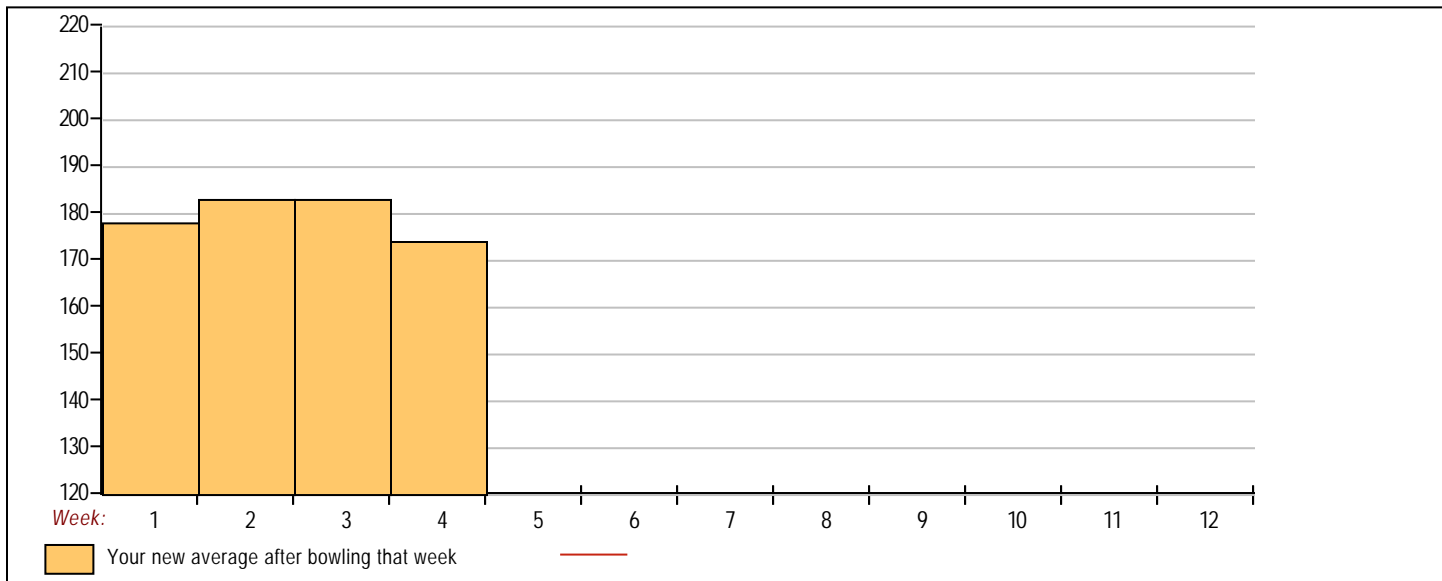
<u><100</u>	<u>100's</u>	<u>125's</u>	<u>150's</u>	<u>175's</u>	<u>200's</u>	<u>225's</u>	<u>250's</u>	<u>275's</u>	<u>300's</u>
		1	4	3	1				
<u><400</u>	<u>400's</u>	<u>450's</u>	<u>500's</u>	<u>550's</u>	<u>600's</u>	<u>650's</u>	<u>700's</u>	<u>750's</u>	<u>800's</u>
		1	1	1					

<u>Avg of Game 1</u>	<u>Avg of Game 2</u>	<u>Avg of Game 3</u>
185.00	176.33	163.33

High game of 211 on week 2 High series of 566 on week 2 High average of 183.67 after bowling week 2
 Low game of 138 on week 4 Low series of 472 on week 4 Low average of 174.89 after bowling week 4

High Scores by Game

Game #1: 199 on week 2 Game #2: 211 on week 2 Game #3: 196 on week 1



Note: This report includes information through June 2 which is Week 4 of 12

Austin Carpenter's Bowling Record - Team 20: Fraternify of Bowlers

Week No.	Bowling Date	Old Avg	Old HDCP	-			Total	HDCP Total	Pins	Gms	---Average Change---			High Game	High Sers	HDCP Game	HDCP Sers		
				-1-	-2-	-3-					New	Old	---> +/-						
1	05/12/26	bk182	0				0	0	0	0	-	0.00	=	0.00	0	0			
2	05/19/26	bk182	30	207	170	182	559	649	559	3	186.33	-	0.00	=	186.33	207	559	237	649
3	05/26/26	bk182	30	225	172	171	568	658	1127	6	187.83	-	186.33	=	1.50	225	568	255	658
4	06/02/26	bk182	30	202	204	161	567	657	1694	9	188.22	-	187.83	=	0.39	225	568	255	658



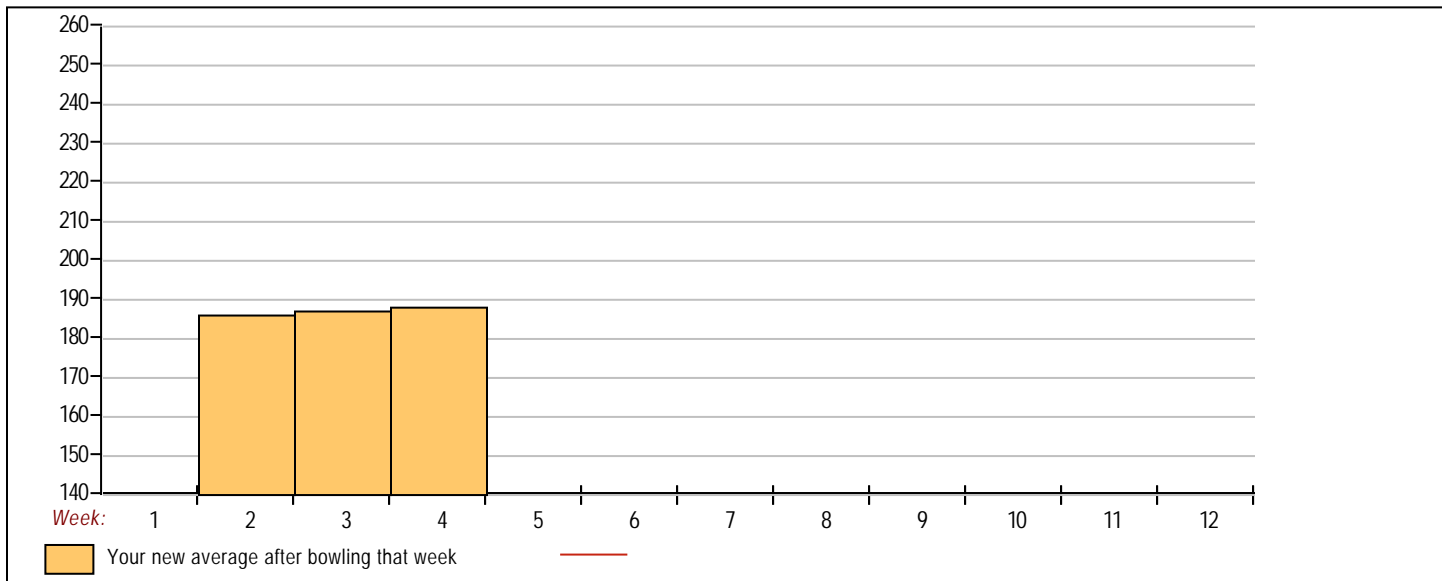
<u><100</u>	<u>100's</u>	<u>125's</u>	<u>150's</u>	<u>175's</u>	<u>200's</u>	<u>225's</u>	<u>250's</u>	<u>275's</u>	<u>300's</u>
			4	1	3	1			
<u><400</u>	<u>400's</u>	<u>450's</u>	<u>500's</u>	<u>550's</u>	<u>600's</u>	<u>650's</u>	<u>700's</u>	<u>750's</u>	<u>800's</u>
				3					

<u>Avg of Game 1</u>	<u>Avg of Game 2</u>	<u>Avg of Game 3</u>
211.33	182.00	171.33

High game of 225 on week 3 High series of 568 on week 3 High average of 188.22 after bowling week 4
 Low game of 161 on week 4 Low series of 559 on week 2 Low average of 186.33 after bowling week 2

High Scores by Game

Game #1: 225 on week 3 Game #2: 204 on week 4 Game #3: 182 on week 2



Note: This report includes information through June 2 which is Week 4 of 12

Gilbert Lee's Bowling Record - Team 20: Fraternify of Bowlers

Week No.	Bowling Date	Old Avg	Old HDCP	-			Total	HDCP Total	Pins	Gms	---Average Change---			High Game	High Sers	HDCP Game	HDCP Sers		
				-1-	-2-	-3-					New	Old	---> +/-						
1	05/12/26	bk140	0				0	0	0	0		-	0.00	=	0.00	0	0		
2	05/19/26	bk140	64	144	183	102	429	621	429	3	143.00	-	0.00	=	143.00	183	429	247	621
3	05/26/26	bk140	64	127	105	143	375	567	804	6	134.00	-	143.00	=	-9.00	183	429	247	621
4	06/02/26	bk140	64				0	0	804	6	134.00	-	134.00	=	0.00	183	429	247	621



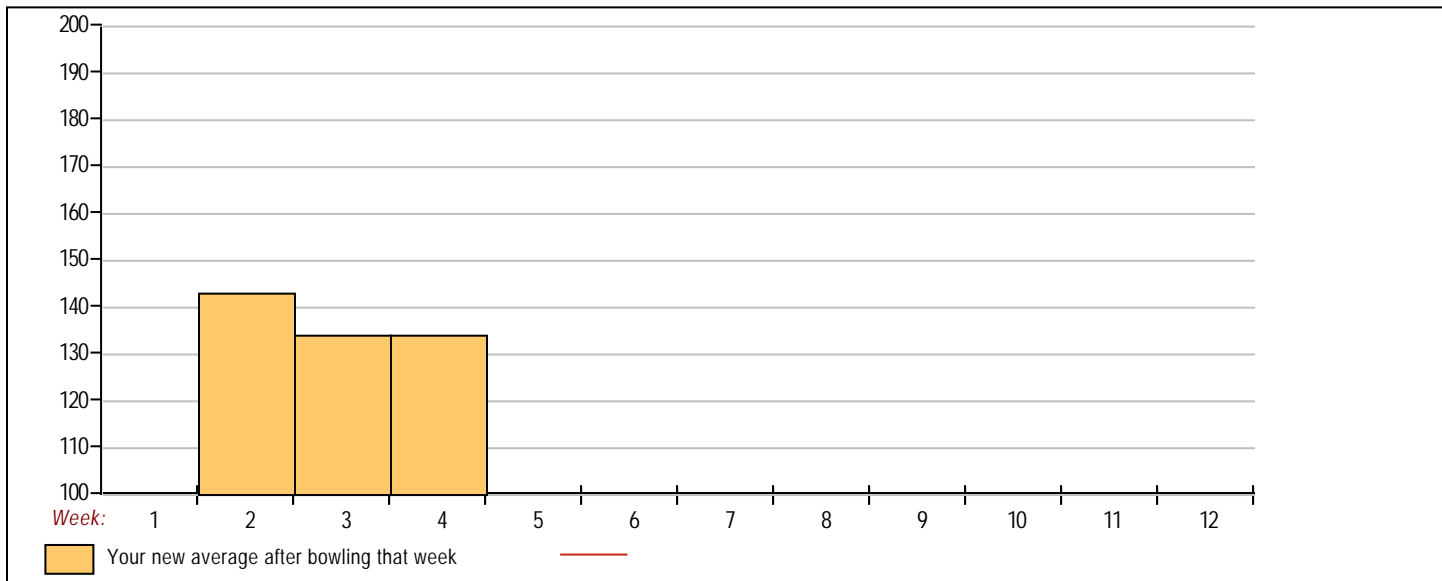
<u><100</u>	<u>100's</u>	<u>125's</u>	<u>150's</u>	<u>175's</u>	<u>200's</u>	<u>225's</u>	<u>250's</u>	<u>275's</u>	<u>300's</u>
	2	3		1					
<u><400</u>	<u>400's</u>	<u>450's</u>	<u>500's</u>	<u>550's</u>	<u>600's</u>	<u>650's</u>	<u>700's</u>	<u>750's</u>	<u>800's</u>
1	1								

<u>Avg of Game 1</u>	<u>Avg of Game 2</u>	<u>Avg of Game 3</u>
135.50	144.00	122.50

High game of 183 on week 2 High series of 429 on week 2 High average of 143.00 after bowling week 2
 Low game of 102 on week 2 Low series of 375 on week 3 Low average of 134.00 after bowling week 3

High Scores by Game

Game #1: 144 on week 2 Game #2: 183 on week 2 Game #3: 143 on week 3



Note: This report includes information through June 2 which is Week 4 of 12

Brian Young's Bowling Record - Team 20: Fraternity of Bowlers

Week No.	Bowling Date	Old Avg	Old HDCP	-			Total	HDCP Total	Pins Gms		---Average Change---			High Game	High Sers	HDCP Game	HDCP Sers		
				-1-	-2-	-3-			New	Old	--->	+/-							
1	05/12/26	bk176	35	152	143	171	466	571	466	3	155.33	-	0.00	=	155.33	171	466	206	571
2	05/19/26	bk176	0				0	0	466	3	155.33	-	155.33	=	0.00	171	466	206	571
3	05/26/26	bk176	35	200	169	202	571	676	1037	6	172.83	-	155.33	=	17.50	202	571	237	676
4	06/02/26	bk176	35				0	0	1037	6	172.83	-	172.83	=	0.00	202	571	237	676

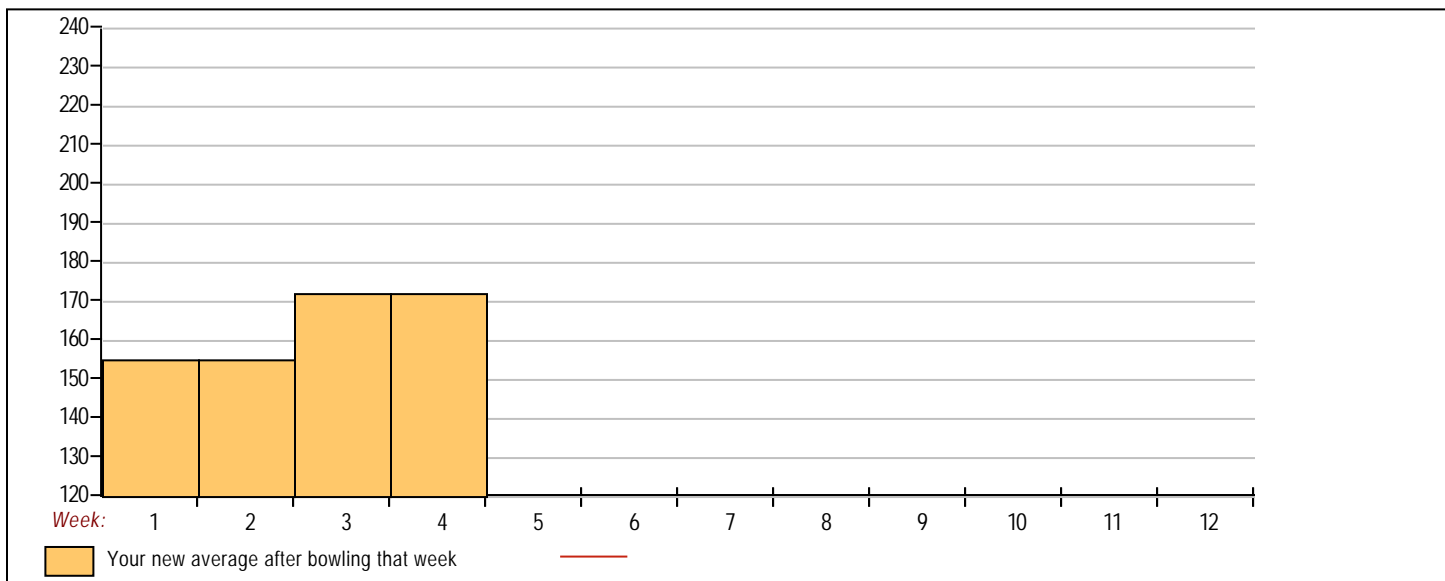


<u><100</u>	<u>100's</u>	<u>125's</u>	<u>150's</u>	<u>175's</u>	<u>200's</u>	<u>225's</u>	<u>250's</u>	<u>275's</u>	<u>300's</u>
		1	3		2				
<u><400</u>	<u>400's</u>	<u>450's</u>	<u>500's</u>	<u>550's</u>	<u>600's</u>	<u>650's</u>	<u>700's</u>	<u>750's</u>	<u>800's</u>
		1		1					

<u>Avg of Game 1</u>	<u>Avg of Game 2</u>	<u>Avg of Game 3</u>
176.00	156.00	186.50

High game of 202 on week 3 High series of 571 on week 3 High average of 172.83 after bowling week 3
 Low game of 143 on week 1 Low series of 466 on week 1 Low average of 155.33 after bowling week 1

High Scores by Game
 Game #1: 200 on week 3 Game #2: 169 on week 3 Game #3: 202 on week 3



Note: This report includes information through June 2 which is Week 4 of 12

Tuan Le's Bowling Record - Team 20: Fraternity of Bowlers

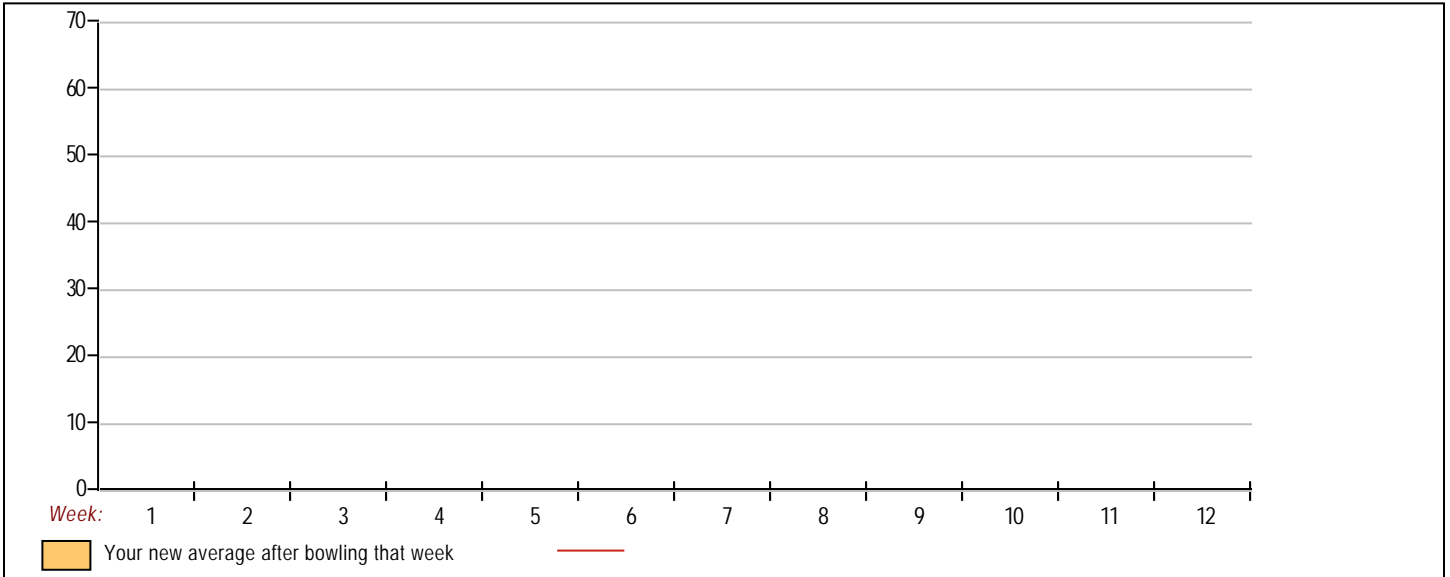
Week No.	Bowling Date	Old Avg	Old HDCP	-1-	-2-	-3-	Total	HDCP		---Average Change---			High Game	High Sers	HDCP Game	HDCP Sers		
								Total	Pins	Gms	New - Old	--->					+/-	
1	05/12/26	bk177	0				0	0	0	0	-	0.00	=	0.00	0	0		
2	05/19/26	bk177	0				0	0	0	0	-	0.00	=	0.00	0	0		
3	05/26/26	bk177	0				0	0	0	0	-	0.00	=	0.00	0	0		
4	06/02/26	bk177	34				0	0	0	0	-	0.00	=	0.00	0	0		

- <100
- 100's
- 125's
- 150's
- 175's
- 200's
- 225's
- 250's
- 275's
- 300's
- <400
- 400's
- 450's
- 500's
- 550's
- 600's
- 650's
- 700's
- 750's
- 800's

Avg of Game 1 Avg of Game 2 Avg of Game 3

High game of 0 on week 0 High series of 0 on week 0 High average of 0.00 after bowling week 4
 Low game of 0 on week 0 Low series of 0 on week 0 Low average of 0.00 after bowling week 4

High Scores by Game
 Game #1: 0 on week 0 Game #2: 0 on week 0 Game #3: 0 on week 0



Note: This report includes information through June 2 which is Week 4 of 12

Russell Wong's Bowling Record - Team 20: Fraternify of Bowlers

Week No.	Bowling Date	Old Avg	Old HDCP	-1-	-2-	-3-	Total	HDCP		---Average Change---			High Game	High Sers	HDCP Game	HDCP Sers		
								Total	Pins	Gms	New - Old	--->					+/-	
1	05/12/26	bk147	0				0	0	0	0	-	0.00	=	0.00	0	0		
2	05/19/26	bk147	0				0	0	0	0	-	0.00	=	0.00	0	0		
3	05/26/26	bk147	0				0	0	0	0	-	0.00	=	0.00	0	0		
4	06/02/26	bk147	58				0	0	0	0	-	0.00	=	0.00	0	0		



- <100
- 100's
- 125's
- 150's
- 175's
- 200's
- 225's
- 250's
- 275's
- 300's
- <400
- 400's
- 450's
- 500's
- 550's
- 600's
- 650's
- 700's
- 750's
- 800's

Avg of Game 1 Avg of Game 2 Avg of Game 3

High game of 0 on week 0 High series of 0 on week 0 High average of 0.00 after bowling week 4
 Low game of 0 on week 0 Low series of 0 on week 0 Low average of 0.00 after bowling week 4

High Scores by Game
 Game #1: 0 on week 0 Game #2: 0 on week 0 Game #3: 0 on week 0

