

Note: This report includes information through June 2 which is Week 4 of 12

Trayon Campbell's Bowling Record - Team 19: Team 19

Week No.	Bowling Date	Old Avg	Old HDCP	-1-	-2-	-3-	Total	HDCP Total	Pins	Gms	---Average Change---			High Game	High Sers	HDCP Game	HDCP Sers			
											New	Old	---> +/-							
1	05/12/26	bk190	0				0	0	0	0		-	0.00	=	0.00	0	0			
2	05/19/26	bk190	0				0	0	0	0		-	0.00	=	0.00	0	0			
3	05/26/26	bk190	24	191	204	216	611	683	611	3		203.67	-	0.00	=	203.67	216	611	240	683
4	06/02/26	bk190	24	161	201	184	546	618	1157	6		192.83	-	203.67	=	-10.83	216	611	240	683

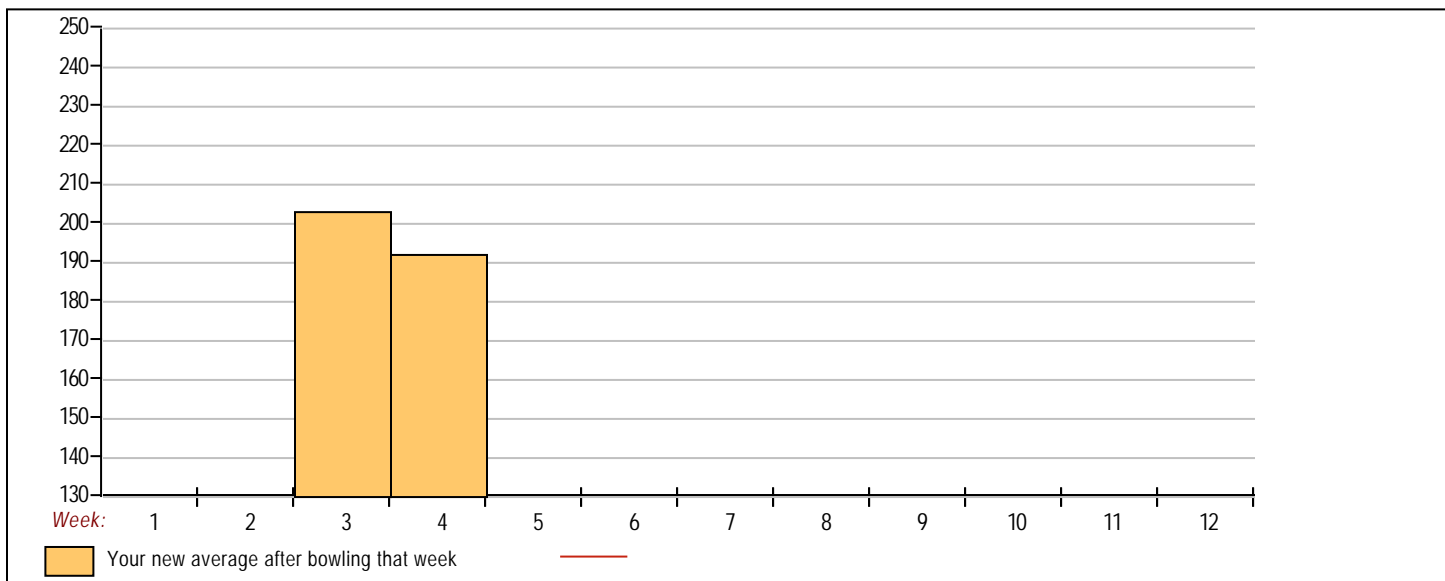


<u><100</u>	<u>100's</u>	<u>125's</u>	<u>150's</u>	<u>175's</u>	<u>200's</u>	<u>225's</u>	<u>250's</u>	<u>275's</u>	<u>300's</u>
			1	2	3				
<u><400</u>	<u>400's</u>	<u>450's</u>	<u>500's</u>	<u>550's</u>	<u>600's</u>	<u>650's</u>	<u>700's</u>	<u>750's</u>	<u>800's</u>
			1		1				

<u>Avg of Game 1</u>	<u>Avg of Game 2</u>	<u>Avg of Game 3</u>
176.00	202.50	200.00

High game of 216 on week 3 High series of 611 on week 3 High average of 203.67 after bowling week 3
 Low game of 161 on week 4 Low series of 546 on week 4 Low average of 192.83 after bowling week 4

High Scores by Game
 Game #1: 191 on week 3 Game #2: 204 on week 3 Game #3: 216 on week 3



Note: This report includes information through June 2 which is Week 4 of 12

Brandon Yung's Bowling Record - Team 19: Team 19

Week No.	Bowling Date	Old Avg	Old HDCP	Scores			Total	HDCP Total	Pins Gms		---Average Change---			High Game	High Sers	HDCP Game	HDCP Sers		
				-1-	-2-	-3-			Total	Gms	New	Old	Change						
1	05/12/26	bk208	9	258	237	225	720	747	720	3	240.00	-	0.00	=	240.00	258	720	267	747
2	05/19/26	bk208	9	224	242	215	681	708	1401	6	233.50	-	240.00	=	-6.50	258	720	267	747
3	05/26/26	bk208	9	179	196	227	602	629	2003	9	222.56	-	233.50	=	-10.94	258	720	267	747
4	06/02/26	222	0	194	217	218	629	629	2632	12	219.33	-	222.56	=	-3.22	258	720	267	747

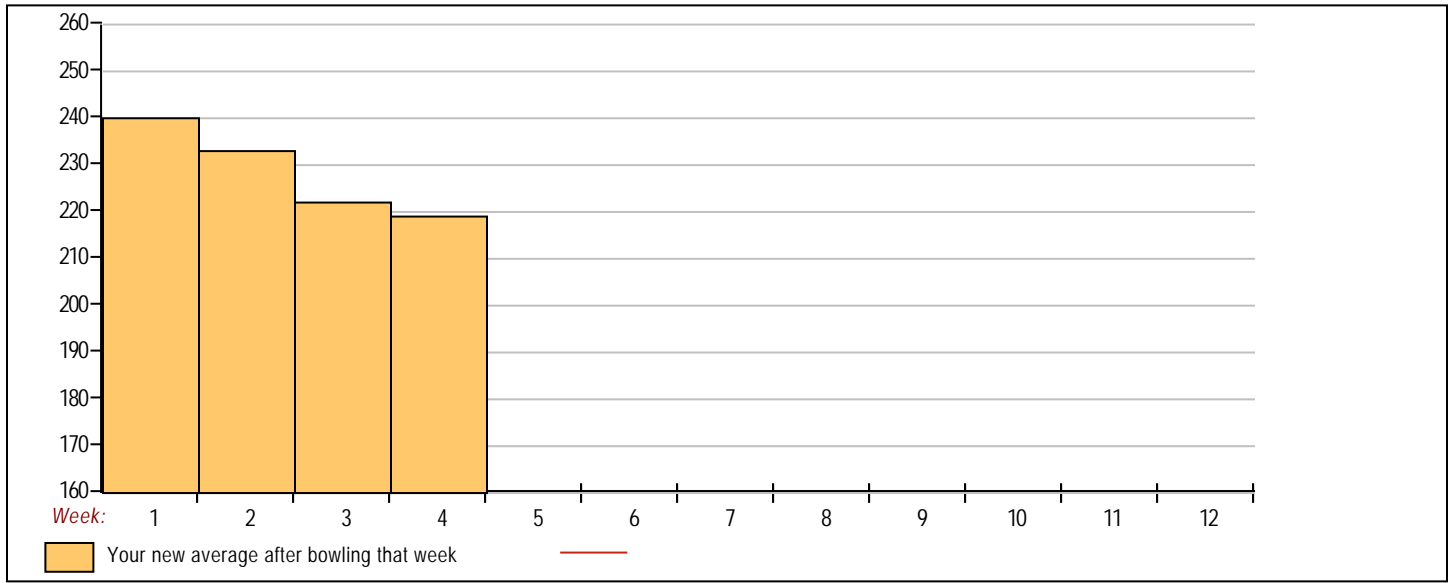


<u><100</u>	<u>100's</u>	<u>125's</u>	<u>150's</u>	<u>175's</u>	<u>200's</u>	<u>225's</u>	<u>250's</u>	<u>275's</u>	<u>300's</u>
				3	4	4	1		
<u><400</u>	<u>400's</u>	<u>450's</u>	<u>500's</u>	<u>550's</u>	<u>600's</u>	<u>650's</u>	<u>700's</u>	<u>750's</u>	<u>800's</u>
					2	1	1		

<u>Avg of Game 1</u>	<u>Avg of Game 2</u>	<u>Avg of Game 3</u>
213.75	223.00	221.25

High game of 258 on week 1 High series of 720 on week 1 High average of 240.00 after bowling week 1
 Low game of 179 on week 3 Low series of 602 on week 3 Low average of 219.33 after bowling week 4

High Scores by Game
 Game #1: 258 on week 1 Game #2: 242 on week 2 Game #3: 227 on week 3



Note: This report includes information through June 2 which is Week 4 of 12

Kory Hui's Bowling Record - Team 19: Team 19

Week No.	Bowling Date	Old Avg	Old HDCP	-			Total	HDCP Total	Pins	Gms	---Average Change---			High Game	High Sers	HDCP Game	HDCP Sers		
				-1-	-2-	-3-					New	Old	---> +/-						
1	05/12/26	bk207	10	212	171	181	564	594	564	3	188.00	-	0.00	=	188.00	212	564	222	594
2	05/19/26	bk207	10	200	181	203	584	614	1148	6	191.33	-	188.00	=	3.33	212	584	222	614
3	05/26/26	bk207	10	179	201	243	623	653	1771	9	196.78	-	191.33	=	5.44	243	623	253	653
4	06/02/26	197	18	a197	a197	a197	591	645	1771	9	196.78	-	196.78	=	0.00	243	623	253	653



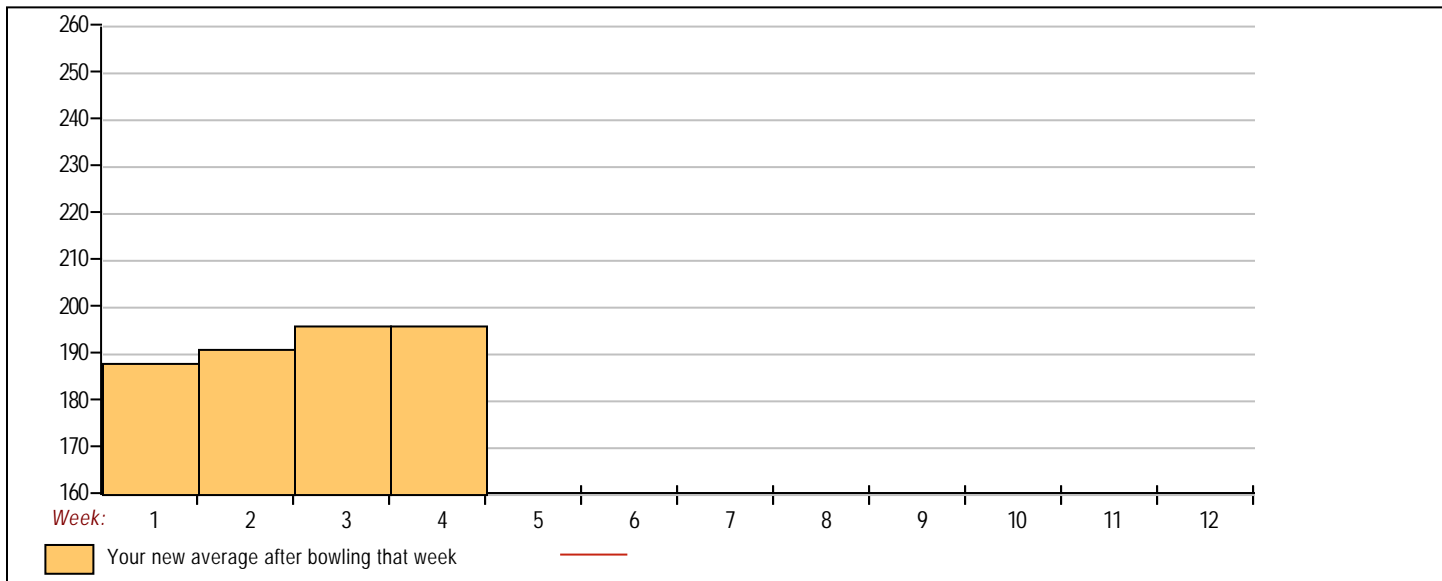
<u><100</u>	<u>100's</u>	<u>125's</u>	<u>150's</u>	<u>175's</u>	<u>200's</u>	<u>225's</u>	<u>250's</u>	<u>275's</u>	<u>300's</u>
			1	3	4	1			
<u><400</u>	<u>400's</u>	<u>450's</u>	<u>500's</u>	<u>550's</u>	<u>600's</u>	<u>650's</u>	<u>700's</u>	<u>750's</u>	<u>800's</u>
				2	1				

<u>Avg of Game 1</u>	<u>Avg of Game 2</u>	<u>Avg of Game 3</u>
197.00	184.33	209.00

High game of 243 on week 3	High series of 623 on week 3	High average of 196.78 after bowling week 3
Low game of 171 on week 1	Low series of 564 on week 1	Low average of 188.00 after bowling week 1

High Scores by Game

Game #1: 212 on week 1 Game #2: 201 on week 3 Game #3: 243 on week 3



Note: This report includes information through June 2 which is Week 4 of 12

Harry Kwong's Bowling Record - Team 19: Team 19

Week No.	Bowling Date	Old Avg	Old HDCP	-			Total	HDCP Total	Pins	Gms	---Average Change---			High Game	High Sers	HDCP Game	HDCP Sers		
				-1-	-2-	-3-					New	Old	---> +/-						
1	05/12/26	bk192	0				0	0	0	0	-	0.00	=	0.00	0	0			
2	05/19/26	bk192	0				0	0	0	0	-	0.00	=	0.00	0	0			
3	05/26/26	bk192	22	178	189	233	600	666	600	3	200.00	-	0.00	=	200.00	233	600	255	666
4	06/02/26	bk192	22				0	0	600	3	200.00	-	200.00	=	0.00	233	600	255	666

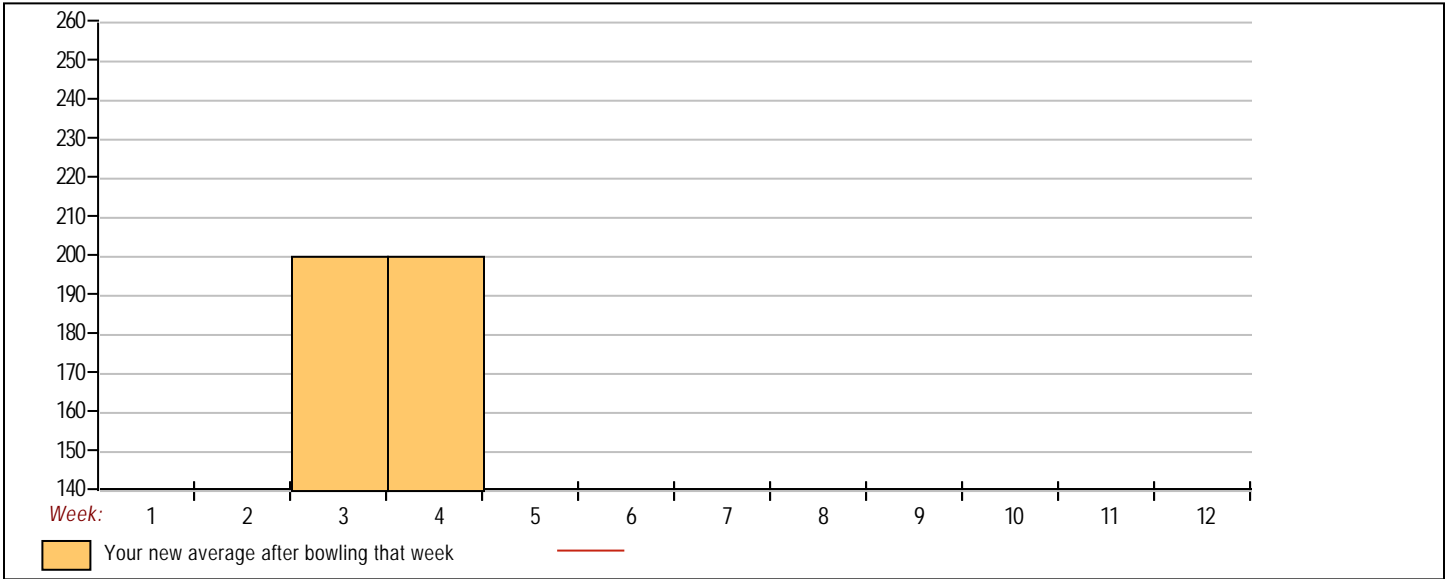


<u><100</u>	<u>100's</u>	<u>125's</u>	<u>150's</u>	<u>175's</u>	<u>200's</u>	<u>225's</u>	<u>250's</u>	<u>275's</u>	<u>300's</u>
				2		1			
<u><400</u>	<u>400's</u>	<u>450's</u>	<u>500's</u>	<u>550's</u>	<u>600's</u>	<u>650's</u>	<u>700's</u>	<u>750's</u>	<u>800's</u>
					1				

<u>Avg of Game 1</u>	<u>Avg of Game 2</u>	<u>Avg of Game 3</u>
178.00	189.00	233.00

High game of 233 on week 3 High series of 600 on week 3 High average of 200.00 after bowling week 3
 Low game of 178 on week 3 Low series of 600 on week 3 Low average of 200.00 after bowling week 3

High Scores by Game
 Game #1: 178 on week 3 Game #2: 189 on week 3 Game #3: 233 on week 3



Note: This report includes information through June 2 which is Week 4 of 12

Robert Lim's Bowling Record - Team 19: Team 19

Week No.	Bowling Date	Old Avg	Old HDCP	-			Total	HDCP Total	Pins		Gms	---Average Change---			High Game	High Sers	HDCP Game	HDCP Sers	
				-1-	-2-	-3-			New	Old		---> +/-							
1	05/12/26	bk184	28	179	168	151	498	582	498	3	166.00	-	0.00	=	166.00	179	498	207	582
2	05/19/26	bk184	28	187	180	147	514	598	1012	6	168.67	-	166.00	=	2.67	187	514	215	598
3	05/26/26	bk184	0				0	0	1012	6	168.67	-	168.67	=	0.00	187	514	215	598
4	06/02/26	bk184	28				0	0	1012	6	168.67	-	168.67	=	0.00	187	514	215	598



<u><100</u>	<u>100's</u>	<u>125's</u>	<u>150's</u>	<u>175's</u>	<u>200's</u>	<u>225's</u>	<u>250's</u>	<u>275's</u>	<u>300's</u>
		1	2	3					
<u><400</u>	<u>400's</u>	<u>450's</u>	<u>500's</u>	<u>550's</u>	<u>600's</u>	<u>650's</u>	<u>700's</u>	<u>750's</u>	<u>800's</u>
		1	1						
			<u>Avg of Game 1</u>	<u>Avg of Game 2</u>	<u>Avg of Game 3</u>				
			183.00	174.00	149.00				

High game of 187 on week 2 High series of 514 on week 2 High average of 168.67 after bowling week 2
 Low game of 147 on week 2 Low series of 498 on week 1 Low average of 166.00 after bowling week 1

High Scores by Game
 Game #1: 187 on week 2 Game #2: 180 on week 2 Game #3: 151 on week 1

