

Note: This report includes information through June 16 which is Week 6 of 12

Scott Zhao's Bowling Record - Team 15: Cookie Monster

Week No.	Bowling Date	Old Avg	Old HDCP	-			Total	HDCP Total	Pins	Gms	---Average Change---			High Game	High Sers	HDCP Game	HDCP Sers		
				-1-	-2-	-3-					New	Old	---> +/-						
1	05/12/26	bk191	23	276	176	226	678	747	678	3	226.00	-	0.00	=	226.00	276	678	299	747
2	05/19/26	bk191	23	219	219	172	610	679	1288	6	214.67	-	226.00	=	-11.33	276	678	299	747
3	05/26/26	bk191	23	147	221	146	514	583	1802	9	200.22	-	214.67	=	-14.44	276	678	299	747
4	06/02/26	200	16	157	225	188	570	618	2372	12	197.67	-	200.22	=	-2.56	276	678	299	747
5	06/09/26	197	18	178	184	213	575	629	2947	15	196.47	-	197.67	=	-1.20	276	678	299	747
6	06/16/26	196	19	189	235	201	625	682	3572	18	198.44	-	196.47	=	1.98	276	678	299	747

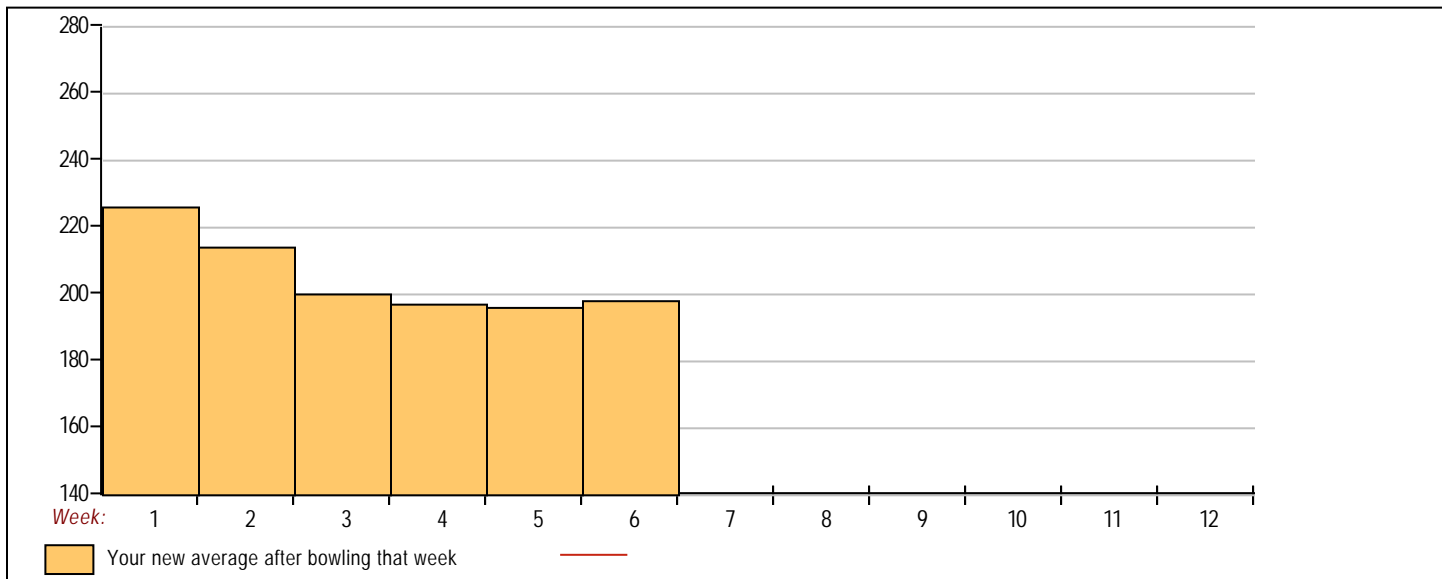


<u><100</u>	<u>100's</u>	<u>125's</u>	<u>150's</u>	<u>175's</u>	<u>200's</u>	<u>225's</u>	<u>250's</u>	<u>275's</u>	<u>300's</u>
		2	2	5	5	3		1	
<u><400</u>	<u>400's</u>	<u>450's</u>	<u>500's</u>	<u>550's</u>	<u>600's</u>	<u>650's</u>	<u>700's</u>	<u>750's</u>	<u>800's</u>
			1	2	2	1			

<u>Avg of Game 1</u>	<u>Avg of Game 2</u>	<u>Avg of Game 3</u>
194.33	210.00	191.00

High game of 276 on week 1 High series of 678 on week 1 High average of 226.00 after bowling week 1
 Low game of 146 on week 3 Low series of 514 on week 3 Low average of 196.47 after bowling week 5

High Scores by Game
 Game #1: 276 on week 1 Game #2: 235 on week 6 Game #3: 226 on week 1



Note: This report includes information through June 16 which is Week 6 of 12

Danny To's Bowling Record - Team 15: Cookie Monster

Week No.	Bowling Date	Old Avg	Old HDCP	-			Total	HDCP Total	Pins	Gms	---Average Change---			High Game	High Sers	HDCP Game	HDCP Sers		
				-1-	-2-	-3-					New	Old	---> +/-						
1	05/12/26	bk181	31	141	257	200	598	691	598	3	199.33	-	0.00	=	199.33	257	598	288	691
2	05/19/26	bk181	31	222	181	165	568	661	1166	6	194.33	-	199.33	=	-5.00	257	598	288	691
3	05/26/26	bk181	31	209	187	167	563	656	1729	9	192.11	-	194.33	=	-2.22	257	598	288	691
4	06/02/26	192	22	172	205	204	581	647	2310	12	192.50	-	192.11	=	0.39	257	598	288	691
5	06/09/26	192	22	198	211	157	566	632	2876	15	191.73	-	192.50	=	-0.77	257	598	288	691
6	06/16/26	191	23	219	180	191	590	659	3466	18	192.56	-	191.73	=	0.82	257	598	288	691



<u><100</u>	<u>100's</u>	<u>125's</u>	<u>150's</u>	<u>175's</u>	<u>200's</u>	<u>225's</u>	<u>250's</u>	<u>275's</u>	<u>300's</u>
		1	4	5	7		1		
<u><400</u>	<u>400's</u>	<u>450's</u>	<u>500's</u>	<u>550's</u>	<u>600's</u>	<u>650's</u>	<u>700's</u>	<u>750's</u>	<u>800's</u>
				6					

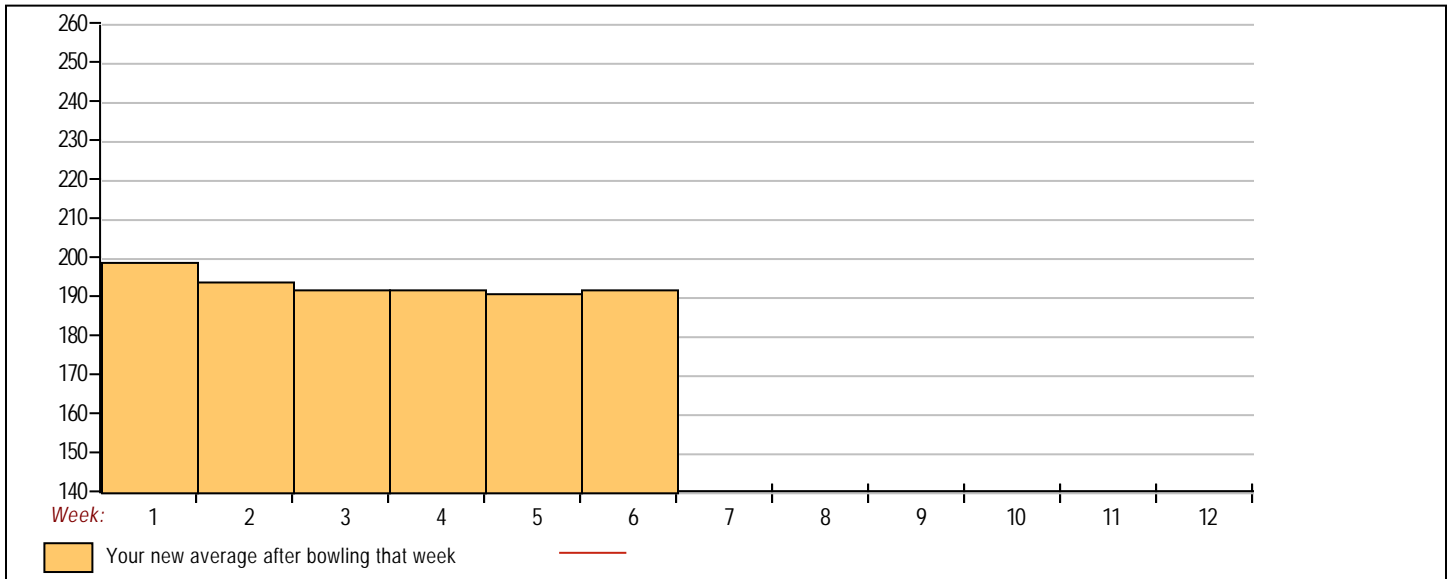
Avg of Game 1 Avg of Game 2 Avg of Game 3

193.50 203.50 180.67

High game of 257 on week 1 High series of 598 on week 1 High average of 199.33 after bowling week 1
 Low game of 141 on week 1 Low series of 563 on week 3 Low average of 191.73 after bowling week 5

High Scores by Game

Game #1: 222 on week 2 Game #2: 257 on week 1 Game #3: 204 on week 4



Note: This report includes information through June 16 which is Week 6 of 12

Francis To's Bowling Record - Team 15: Cookie Monster

Week No.	Bowling Date	Old Avg	Old HDCP	-			Total	HDCP Total	Pins Gms		---Average Change---			High Game	High Sers	HDCP Game	HDCP Sers		
				-1-	-2-	-3-			New	Old	---> +/-								
1	05/12/26	bk182	0				0	0	0	0	-	0.00	=	0.00	0	0			
2	05/19/26	bk182	30	258	233	171	662	752	662	3	220.67	-	0.00	=	220.67	258	662	288	752
3	05/26/26	bk182	30	150	152	174	476	566	1138	6	189.67	-	220.67	=	-31.00	258	662	288	752
4	06/02/26	bk182	0				0	0	1138	6	189.67	-	189.67	=	0.00	258	662	288	752
5	06/09/26	bk182	0				0	0	1138	6	189.67	-	189.67	=	0.00	258	662	288	752
6	06/16/26	bk182	30	144	177	167	488	578	1626	9	180.67	-	189.67	=	-9.00	258	662	288	752

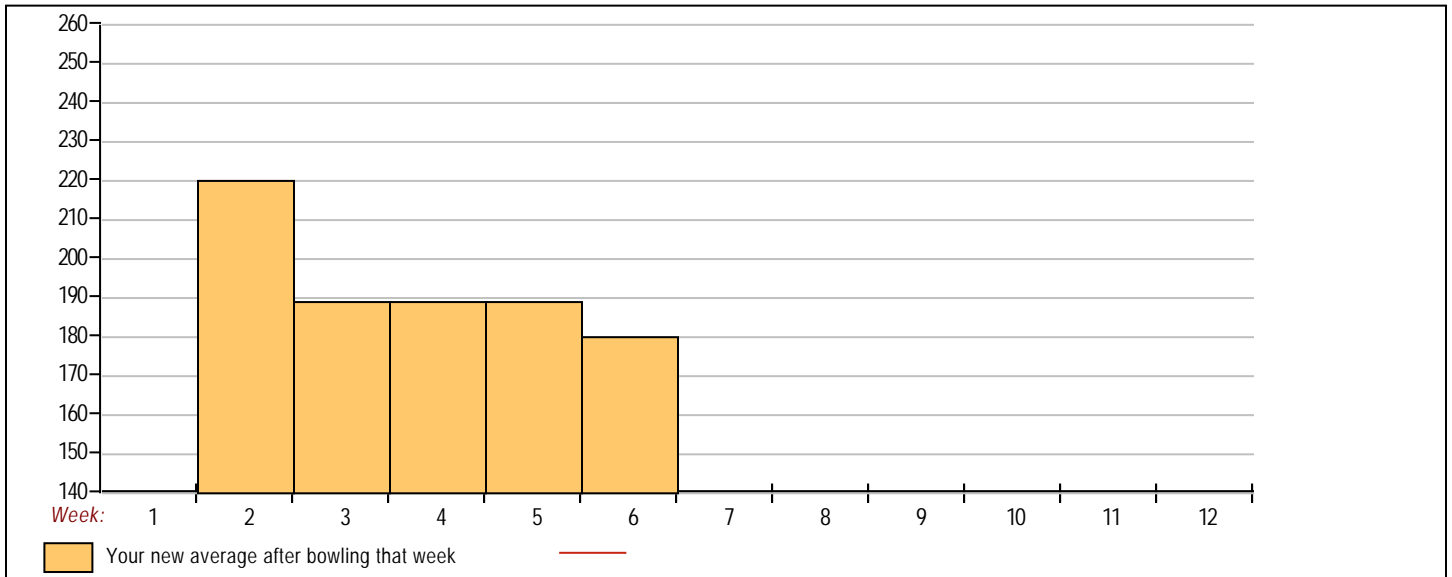


<u><100</u>	<u>100's</u>	<u>125's</u>	<u>150's</u>	<u>175's</u>	<u>200's</u>	<u>225's</u>	<u>250's</u>	<u>275's</u>	<u>300's</u>
		1	5	1		1	1		
<u><400</u>	<u>400's</u>	<u>450's</u>	<u>500's</u>	<u>550's</u>	<u>600's</u>	<u>650's</u>	<u>700's</u>	<u>750's</u>	<u>800's</u>
		2				1			

<u>Avg of Game 1</u>	<u>Avg of Game 2</u>	<u>Avg of Game 3</u>
184.00	187.33	170.67

High game of 258 on week 2 High series of 662 on week 2 High average of 220.67 after bowling week 2
 Low game of 144 on week 6 Low series of 476 on week 3 Low average of 180.67 after bowling week 6

High Scores by Game
 Game #1: 258 on week 2 Game #2: 233 on week 2 Game #3: 174 on week 3



Note: This report includes information through June 16 which is Week 6 of 12

Jeff Goldenberg's Bowling Record - Team 15: Cookie Monster

Week No.	Bowling Date	Old Avg	Old HDCP	-			Total	HDCP Total	Pins	Gms	---Average Change---			High Game	High Sers	HDCP Game	HDCP Sers		
				-1-	-2-	-3-					New	Old	---> +/-						
1	05/12/26	bk209	8	203	237	179	619	643	619	3	206.33	-	0.00	=	206.33	237	619	245	643
2	05/19/26	bk209	0				0	0	619	3	206.33	-	206.33	=	0.00	237	619	245	643
3	05/26/26	bk209	0				0	0	619	3	206.33	-	206.33	=	0.00	237	619	245	643
4	06/02/26	bk209	8	206	210	232	648	672	1267	6	211.17	-	206.33	=	4.83	237	648	245	672
5	06/09/26	bk209	8	254	234	229	717	741	1984	9	220.44	-	211.17	=	9.28	254	717	262	741
6	06/16/26	220	0				0	0	1984	9	220.44	-	220.44	=	0.00	254	717	262	741



<u><100</u>	<u>100's</u>	<u>125's</u>	<u>150's</u>	<u>175's</u>	<u>200's</u>	<u>225's</u>	<u>250's</u>	<u>275's</u>	<u>300's</u>
				1	3	4	1		
<u><400</u>	<u>400's</u>	<u>450's</u>	<u>500's</u>	<u>550's</u>	<u>600's</u>	<u>650's</u>	<u>700's</u>	<u>750's</u>	<u>800's</u>
					2		1		

<u>Avg of Game 1</u>	<u>Avg of Game 2</u>	<u>Avg of Game 3</u>
221.00	227.00	213.33

High game of **254** on week **5** High series of **717** on week **5** High average of **220.44** after bowling week **5**
 Low game of **179** on week **1** Low series of **619** on week **1** Low average of **206.33** after bowling week **1**

High Scores by Game
 Game #1: **254** on week **5** Game #2: **237** on week **1** Game #3: **232** on week **4**

