

Note: This report includes information through June 16 which is Week 6 of 12

Kevin Zhou's Bowling Record - Team 14: Team 14

| Week No. | Bowling Date | Old Avg | Old HDCP | - | | | Total | HDCP Total | Pins | Gms | ---Average Change--- | | | High Game | High Sers | HDCP Game | HDCP Sers | | |
|----------|--------------|---------|----------|------|------|------|-------|------------|------|-----|----------------------|-----|----------|-----------|-----------|-----------|-----------|-----|-----|
| | | | | -1- | -2- | -3- | | | | | New | Old | ---> +/- | | | | | | |
| 1 | 05/12/26 | bk197 | 18 | 231 | 196 | 223 | 650 | 704 | 650 | 3 | 216.67 | - | 0.00 | = | 216.67 | 231 | 650 | 249 | 704 |
| 2 | 05/19/26 | bk197 | 18 | 195 | 167 | 167 | 529 | 583 | 1179 | 6 | 196.50 | - | 216.67 | = | -20.17 | 231 | 650 | 249 | 704 |
| 3 | 05/26/26 | bk197 | 18 | a197 | a197 | a197 | 591 | 645 | 1179 | 6 | 196.50 | - | 196.50 | = | 0.00 | 231 | 650 | 249 | 704 |
| 4 | 06/02/26 | bk197 | 18 | 159 | 210 | 201 | 570 | 624 | 1749 | 9 | 194.33 | - | 196.50 | = | -2.17 | 231 | 650 | 249 | 704 |
| 5 | 06/09/26 | 194 | 0 | | | | 0 | 0 | 1749 | 9 | 194.33 | - | 194.33 | = | 0.00 | 231 | 650 | 249 | 704 |
| 6 | 06/16/26 | 194 | 20 | 179 | 216 | 279 | 674 | 734 | 2423 | 12 | 201.92 | - | 194.33 | = | 7.58 | 279 | 674 | 299 | 734 |

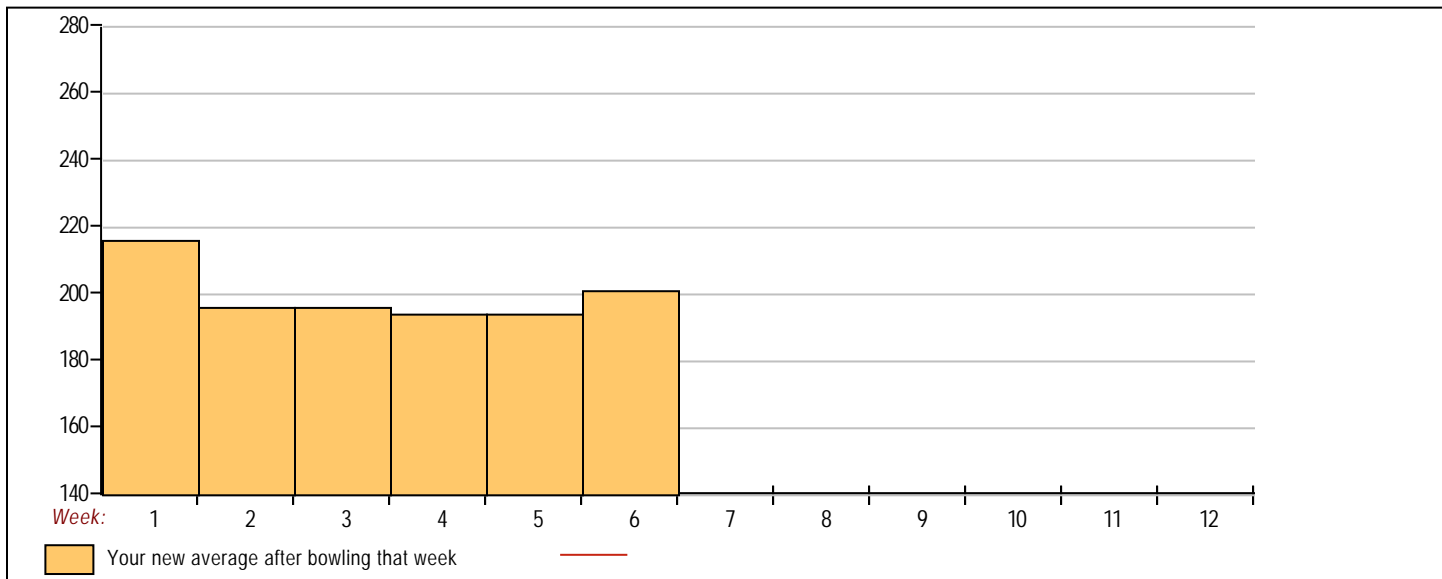


| | | | | | | | | | |
|----------------|--------------|--------------|--------------|--------------|--------------|--------------|--------------|--------------|--------------|
| <u><100</u> | <u>100's</u> | <u>125's</u> | <u>150's</u> | <u>175's</u> | <u>200's</u> | <u>225's</u> | <u>250's</u> | <u>275's</u> | <u>300's</u> |
| | | | 3 | 3 | 4 | 1 | | 1 | |
| <u><400</u> | <u>400's</u> | <u>450's</u> | <u>500's</u> | <u>550's</u> | <u>600's</u> | <u>650's</u> | <u>700's</u> | <u>750's</u> | <u>800's</u> |
| | | | 1 | 1 | | 2 | | | |

| | | |
|----------------------|----------------------|----------------------|
| <u>Avg of Game 1</u> | <u>Avg of Game 2</u> | <u>Avg of Game 3</u> |
| 191.00 | 197.25 | 217.50 |

High game of 279 on week 6 High series of 674 on week 6 High average of 216.67 after bowling week 1
 Low game of 159 on week 4 Low series of 529 on week 2 Low average of 194.33 after bowling week 4

High Scores by Game
 Game #1: 231 on week 1 Game #2: 216 on week 6 Game #3: 279 on week 6



Note: This report includes information through June 16 which is Week 6 of 12

Ken Choi's Bowling Record - Team 14: Team 14

| Week No. | Bowling Date | Old Avg | Old HDCP | - | | | Total | HDCP Total | Pins | Gms | ---Average Change--- | | | High Game | High Sers | HDCP Game | HDCP Sers | | |
|----------|--------------|---------|----------|-----|-----|-----|-------|------------|------|-----|----------------------|------|----------|-----------|-----------|-----------|-----------|-----|-----|
| | | | | -1- | -2- | -3- | | | | | New | Old | ---> +/- | | | | | | |
| 1 | 05/12/26 | bk164 | 0 | | | | 0 | 0 | 0 | 0 | - | 0.00 | = | 0.00 | 0 | 0 | | | |
| 2 | 05/19/26 | bk164 | 44 | 191 | 189 | 136 | 516 | 648 | 516 | 3 | 172.00 | - | 0.00 | = | 172.00 | 191 | 516 | 235 | 648 |
| 3 | 05/26/26 | bk164 | 44 | 144 | 138 | 106 | 388 | 520 | 904 | 6 | 150.67 | - | 172.00 | = | -21.33 | 191 | 516 | 235 | 648 |
| 4 | 06/02/26 | bk164 | 44 | 186 | 198 | 199 | 583 | 715 | 1487 | 9 | 165.22 | - | 150.67 | = | 14.56 | 199 | 583 | 243 | 715 |
| 5 | 06/09/26 | 165 | 44 | 177 | 138 | 162 | 477 | 609 | 1964 | 12 | 163.67 | - | 165.22 | = | -1.56 | 199 | 583 | 243 | 715 |
| 6 | 06/16/26 | 163 | 45 | 129 | 157 | 199 | 485 | 620 | 2449 | 15 | 163.27 | - | 163.67 | = | -0.40 | 199 | 583 | 244 | 715 |

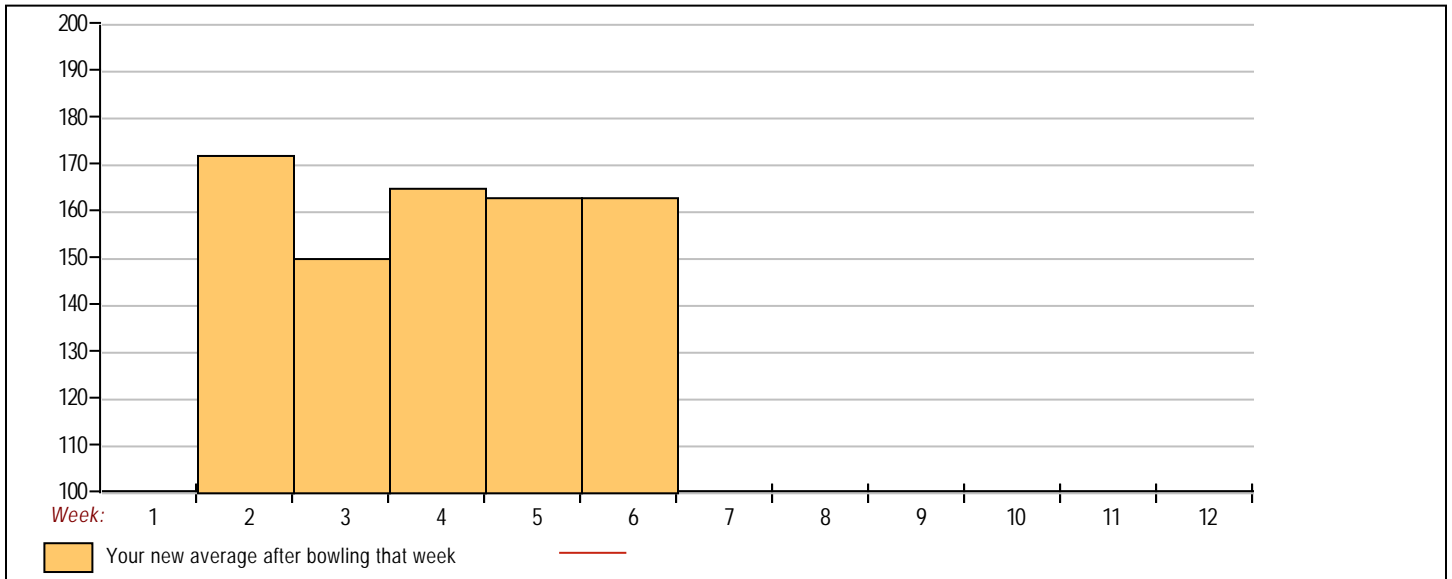


| | | | | | | | | | |
|----------------|--------------|--------------|--------------|--------------|--------------|--------------|--------------|--------------|--------------|
| <u><100</u> | <u>100's</u> | <u>125's</u> | <u>150's</u> | <u>175's</u> | <u>200's</u> | <u>225's</u> | <u>250's</u> | <u>275's</u> | <u>300's</u> |
| | 1 | 5 | 2 | 7 | | | | | |
| <u><400</u> | <u>400's</u> | <u>450's</u> | <u>500's</u> | <u>550's</u> | <u>600's</u> | <u>650's</u> | <u>700's</u> | <u>750's</u> | <u>800's</u> |
| 1 | | 2 | 1 | 1 | | | | | |

Avg of Game 1 Avg of Game 2 Avg of Game 3
 165.40 164.00 160.40

High game of 199 on week 4 High series of 583 on week 4 High average of 172.00 after bowling week 2
 Low game of 106 on week 3 Low series of 388 on week 3 Low average of 150.67 after bowling week 3

High Scores by Game
 Game #1: 191 on week 2 Game #2: 198 on week 4 Game #3: 199 on week 4



Note: This report includes information through June 16 which is Week 6 of 12

Sang Lai's Bowling Record - Team 14: Team 14

| Week No. | Bowling Date | Old Avg | Old HDCP | - | | | Total | HDCP Total | Pins | Gms | ---Average Change--- | | | High Game | High Sers | HDCP Game | HDCP Sers | | |
|----------|--------------|---------|----------|-----|-----|-----|-------|------------|------|-----|----------------------|------|--------|-----------|-----------|-----------|-----------|-----|-----|
| | | | | -1- | -2- | -3- | | | | | New - Old | ---> | +/- | | | | | | |
| 1 | 05/12/26 | bk190 | 24 | 244 | 200 | 153 | 597 | 669 | 597 | 3 | 199.00 | - | 0.00 | = | 199.00 | 244 | 597 | 268 | 669 |
| 2 | 05/19/26 | bk190 | 24 | 204 | 199 | 168 | 571 | 643 | 1168 | 6 | 194.67 | - | 199.00 | = | -4.33 | 244 | 597 | 268 | 669 |
| 3 | 05/26/26 | bk190 | 24 | 225 | 181 | 179 | 585 | 657 | 1753 | 9 | 194.78 | - | 194.67 | = | 0.11 | 244 | 597 | 268 | 669 |
| 4 | 06/02/26 | 194 | 20 | 169 | 191 | 179 | 539 | 599 | 2292 | 12 | 191.00 | - | 194.78 | = | -3.78 | 244 | 597 | 268 | 669 |
| 5 | 06/09/26 | 191 | 23 | 183 | 178 | 216 | 577 | 646 | 2869 | 15 | 191.27 | - | 191.00 | = | 0.27 | 244 | 597 | 268 | 669 |
| 6 | 06/16/26 | 191 | 23 | 201 | 202 | 148 | 551 | 620 | 3420 | 18 | 190.00 | - | 191.27 | = | -1.27 | 244 | 597 | 268 | 669 |

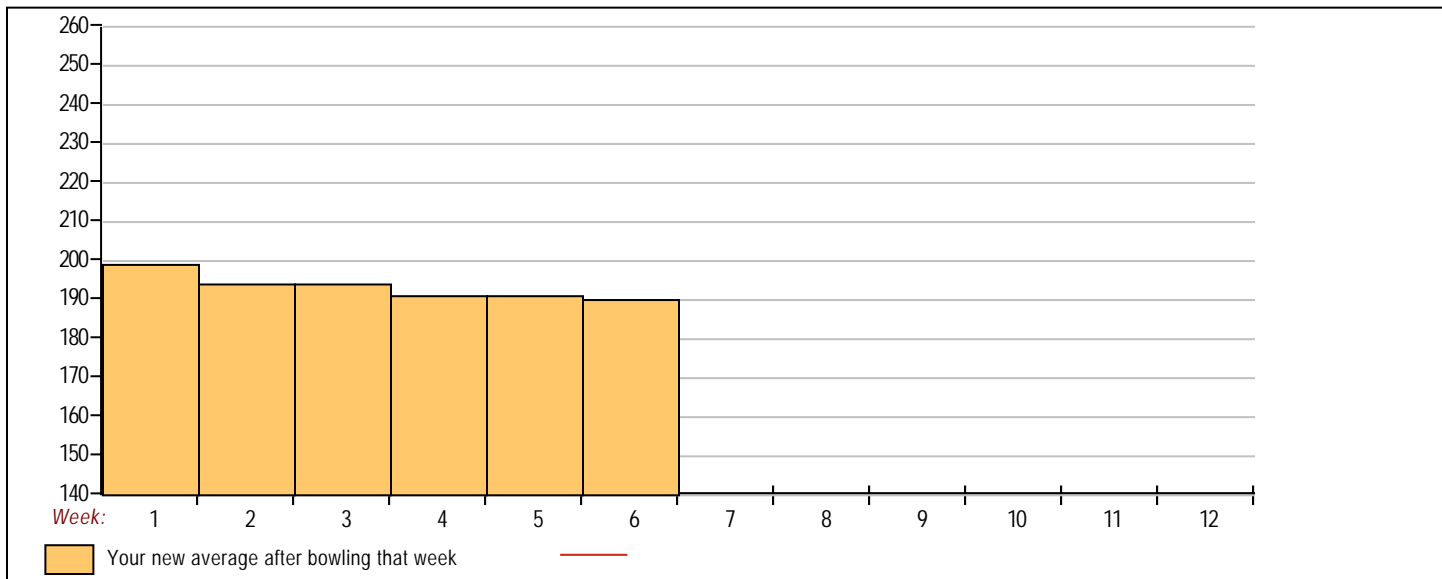


| | | | | | | | | | |
|----------------|--------------|--------------|--------------|--------------|--------------|--------------|--------------|--------------|--------------|
| <u><100</u> | <u>100's</u> | <u>125's</u> | <u>150's</u> | <u>175's</u> | <u>200's</u> | <u>225's</u> | <u>250's</u> | <u>275's</u> | <u>300's</u> |
| | | 1 | 3 | 7 | 5 | 2 | | | |
| <u><400</u> | <u>400's</u> | <u>450's</u> | <u>500's</u> | <u>550's</u> | <u>600's</u> | <u>650's</u> | <u>700's</u> | <u>750's</u> | <u>800's</u> |
| | | | 1 | 5 | | | | | |

| | | |
|----------------------|----------------------|----------------------|
| <u>Avg of Game 1</u> | <u>Avg of Game 2</u> | <u>Avg of Game 3</u> |
| 204.33 | 191.83 | 173.83 |

High game of 244 on week 1 High series of 597 on week 1 High average of 199.00 after bowling week 1
 Low game of 148 on week 6 Low series of 539 on week 4 Low average of 190.00 after bowling week 6

High Scores by Game
 Game #1: 244 on week 1 Game #2: 202 on week 6 Game #3: 216 on week 5



Note: This report includes information through June 16 which is Week 6 of 12

Billy Koo's Bowling Record - Team 14: Team 14

| Week No. | Bowling Date | Old Avg | Old HDCP | -1- -2- -3- | | | Total | HDCP Total | Pins | Gms | ---Average Change--- | | | High Game | High Sers | HDCP Game | HDCP Sers |
|----------|--------------|---------|----------|-------------|-----|-----|-------|------------|------|-----|----------------------|----------|----------|-----------|-----------|-----------|-----------|
| | | | | | | | | | | | New - Old | ---> | +/- | | | | |
| 1 | 05/12/26 | bk186 | 27 | 148 | 199 | 182 | 529 | 610 | 529 | 3 | 176.33 | - 0.00 | = 176.33 | 199 | 529 | 226 | 610 |
| 2 | 05/19/26 | bk186 | 0 | | | | 0 | 0 | 529 | 3 | 176.33 | - 176.33 | = 0.00 | 199 | 529 | 226 | 610 |
| 3 | 05/26/26 | bk186 | 0 | | | | 0 | 0 | 529 | 3 | 176.33 | - 176.33 | = 0.00 | 199 | 529 | 226 | 610 |
| 4 | 06/02/26 | bk186 | 0 | | | | 0 | 0 | 529 | 3 | 176.33 | - 176.33 | = 0.00 | 199 | 529 | 226 | 610 |
| 5 | 06/09/26 | bk186 | 27 | 170 | 170 | 193 | 533 | 614 | 1062 | 6 | 177.00 | - 176.33 | = 0.67 | 199 | 533 | 226 | 614 |
| 6 | 06/16/26 | bk186 | 27 | | | | 0 | 0 | 1062 | 6 | 177.00 | - 177.00 | = 0.00 | 199 | 533 | 226 | 614 |



| | | | | | | | | | |
|----------------|--------------|--------------|--------------|--------------|--------------|--------------|--------------|--------------|--------------|
| <u><100</u> | <u>100's</u> | <u>125's</u> | <u>150's</u> | <u>175's</u> | <u>200's</u> | <u>225's</u> | <u>250's</u> | <u>275's</u> | <u>300's</u> |
| | | 1 | 2 | 3 | | | | | |
| <u><400</u> | <u>400's</u> | <u>450's</u> | <u>500's</u> | <u>550's</u> | <u>600's</u> | <u>650's</u> | <u>700's</u> | <u>750's</u> | <u>800's</u> |
| | | | 2 | | | | | | |

| | | |
|----------------------|----------------------|----------------------|
| <u>Avg of Game 1</u> | <u>Avg of Game 2</u> | <u>Avg of Game 3</u> |
| 159.00 | 184.50 | 187.50 |

High game of 199 on week 1 High series of 533 on week 5 High average of 177.00 after bowling week 5
 Low game of 148 on week 1 Low series of 529 on week 1 Low average of 176.33 after bowling week 1

High Scores by Game

Game #1: 170 on week 5 Game #2: 199 on week 1 Game #3: 193 on week 5

