

Note: This report includes information through June 2 which is Week 4 of 12

Kevin Zhou's Bowling Record - Team 14: Team 14

Week No.	Bowling Date	Old Avg	Old HDCP	Scores			Total	HDCP Total	Pins Gms		---Average Change---			High Game	High Sers	HDCP Game	HDCP Sers		
				-1-	-2-	-3-			New	Old	---> +/-								
1	05/12/26	bk197	18	231	196	223	650	704	650	3	216.67	-	0.00	=	216.67	231	650	249	704
2	05/19/26	bk197	18	195	167	167	529	583	1179	6	196.50	-	216.67	=	-20.17	231	650	249	704
3	05/26/26	bk197	18	a197	a197	a197	591	645	1179	6	196.50	-	196.50	=	0.00	231	650	249	704
4	06/02/26	bk197	18	159	210	201	570	624	1749	9	194.33	-	196.50	=	-2.17	231	650	249	704

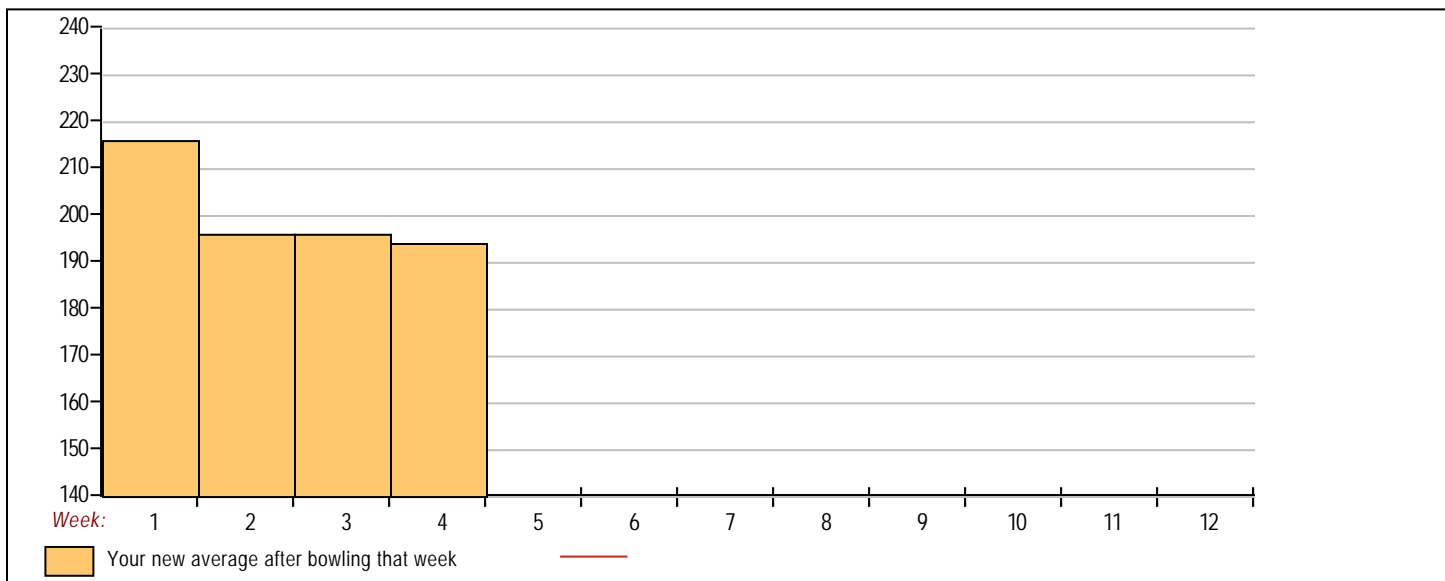


<u><100</u>	<u>100's</u>	<u>125's</u>	<u>150's</u>	<u>175's</u>	<u>200's</u>	<u>225's</u>	<u>250's</u>	<u>275's</u>	<u>300's</u>
			3	2	3	1			
<u><400</u>	<u>400's</u>	<u>450's</u>	<u>500's</u>	<u>550's</u>	<u>600's</u>	<u>650's</u>	<u>700's</u>	<u>750's</u>	<u>800's</u>
			1	1		1			

<u>Avg of Game 1</u>	<u>Avg of Game 2</u>	<u>Avg of Game 3</u>
195.00	191.00	197.00

High game of 231 on week 1 High series of 650 on week 1 High average of 216.67 after bowling week 1
 Low game of 159 on week 4 Low series of 529 on week 2 Low average of 194.33 after bowling week 4

High Scores by Game
 Game #1: 231 on week 1 Game #2: 210 on week 4 Game #3: 223 on week 1



Note: This report includes information through June 2 which is Week 4 of 12

Ken Choi's Bowling Record - Team 14: Team 14

Week No.	Bowling Date	Old Avg	Old HDCP	-			Total	HDCP Total	Pins	Gms	---Average Change---			High Game	High Sers	HDCP Game	HDCP Sers		
				-1-	-2-	-3-					New	Old	---> +/-						
1	05/12/26	bk164	0				0	0	0	0	-	0.00	=	0.00	0	0			
2	05/19/26	bk164	44	191	189	136	516	648	516	3	172.00	-	0.00	=	172.00	191	516	235	648
3	05/26/26	bk164	44	144	138	106	388	520	904	6	150.67	-	172.00	=	-21.33	191	516	235	648
4	06/02/26	bk164	44	186	198	199	583	715	1487	9	165.22	-	150.67	=	14.56	199	583	243	715



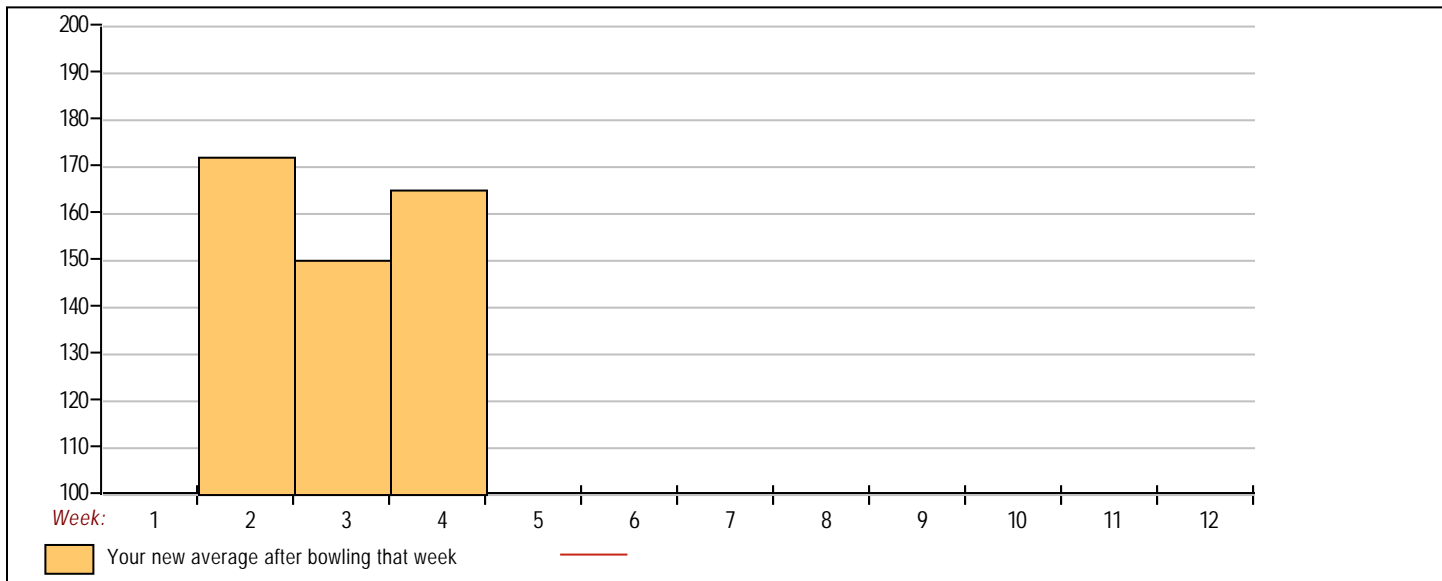
<u><100</u>	<u>100's</u>	<u>125's</u>	<u>150's</u>	<u>175's</u>	<u>200's</u>	<u>225's</u>	<u>250's</u>	<u>275's</u>	<u>300's</u>
	1	3		5					
<u><400</u>	<u>400's</u>	<u>450's</u>	<u>500's</u>	<u>550's</u>	<u>600's</u>	<u>650's</u>	<u>700's</u>	<u>750's</u>	<u>800's</u>
1			1	1					

<u>Avg of Game 1</u>	<u>Avg of Game 2</u>	<u>Avg of Game 3</u>
173.67	175.00	147.00

High game of 199 on week 4 High series of 583 on week 4 High average of 172.00 after bowling week 2
 Low game of 106 on week 3 Low series of 388 on week 3 Low average of 150.67 after bowling week 3

High Scores by Game

Game #1: 191 on week 2 Game #2: 198 on week 4 Game #3: 199 on week 4



Note: This report includes information through June 2 which is Week 4 of 12

Sang Lai's Bowling Record - Team 14: Team 14

Week No.	Bowling Date	Old Avg	Old HDCP	Old			Total	HDCP Total	Pins		Gms	---Average Change---			High Game	High Sers	HDCP Game	HDCP Sers	
				-1-	-2-	-3-			New - Old	--->		+/-							
1	05/12/26	bk190	24	244	200	153	597	669	597	3	199.00	-	0.00	=	199.00	244	597	268	669
2	05/19/26	bk190	24	204	199	168	571	643	1168	6	194.67	-	199.00	=	-4.33	244	597	268	669
3	05/26/26	bk190	24	225	181	179	585	657	1753	9	194.78	-	194.67	=	0.11	244	597	268	669
4	06/02/26	194	20	169	191	179	539	599	2292	12	191.00	-	194.78	=	-3.78	244	597	268	669



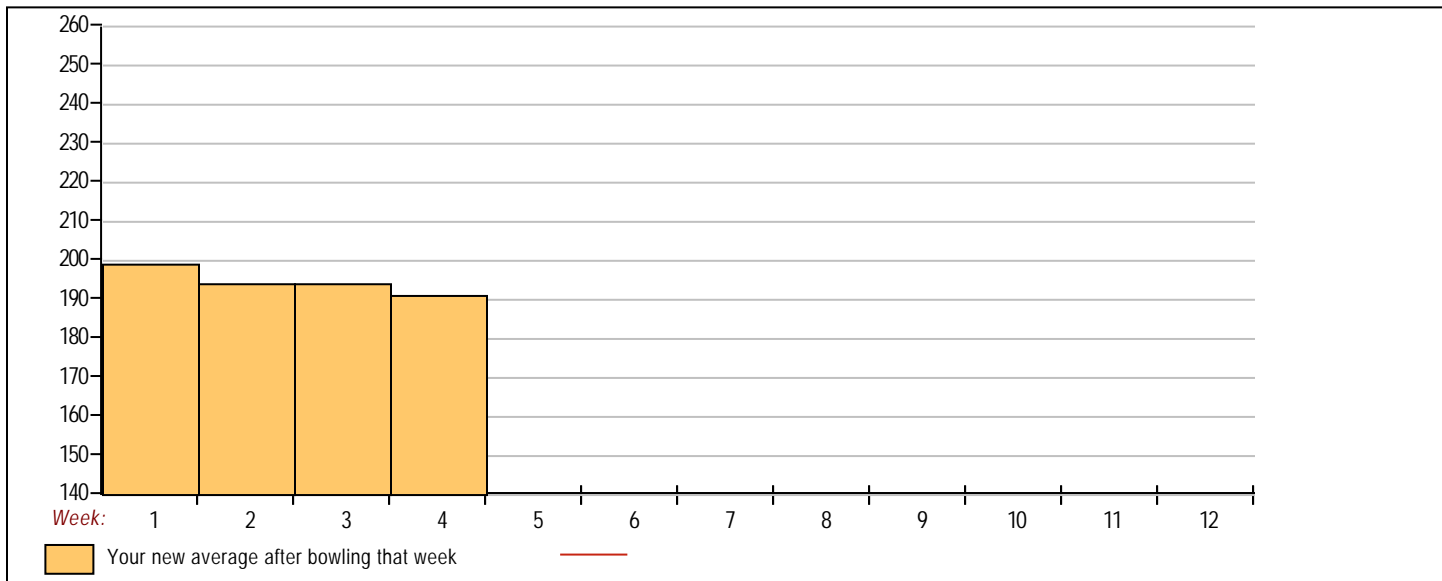
<u><100</u>	<u>100's</u>	<u>125's</u>	<u>150's</u>	<u>175's</u>	<u>200's</u>	<u>225's</u>	<u>250's</u>	<u>275's</u>	<u>300's</u>
			3	5	2	2			
<u><400</u>	<u>400's</u>	<u>450's</u>	<u>500's</u>	<u>550's</u>	<u>600's</u>	<u>650's</u>	<u>700's</u>	<u>750's</u>	<u>800's</u>
			1	3					

<u>Avg of Game 1</u>	<u>Avg of Game 2</u>	<u>Avg of Game 3</u>
210.50	192.75	169.75

High game of 244 on week 1 High series of 597 on week 1 High average of 199.00 after bowling week 1
 Low game of 153 on week 1 Low series of 539 on week 4 Low average of 191.00 after bowling week 4

High Scores by Game

Game #1: 244 on week 1 Game #2: 200 on week 1 Game #3: 179 on week 3



Note: This report includes information through June 2 which is Week 4 of 12

Billy Koo's Bowling Record - Team 14: Team 14

Week No.	Bowling Date	Old Avg	Old HDCP	-			Total	HDCP Total	Pins	Gms	---Average Change---			High Game	High Sers	HDCP Game	HDCP Sers		
				-1-	-2-	-3-					New	Old	---> +/-						
1	05/12/26	bk186	27	148	199	182	529	610	529	3	176.33	-	0.00	=	176.33	199	529	226	610
2	05/19/26	bk186	0				0	0	529	3	176.33	-	176.33	=	0.00	199	529	226	610
3	05/26/26	bk186	0				0	0	529	3	176.33	-	176.33	=	0.00	199	529	226	610
4	06/02/26	bk186	27				0	0	529	3	176.33	-	176.33	=	0.00	199	529	226	610



<u><100</u>	<u>100's</u>	<u>125's</u>	<u>150's</u>	<u>175's</u>	<u>200's</u>	<u>225's</u>	<u>250's</u>	<u>275's</u>	<u>300's</u>
		1		2					
<u><400</u>	<u>400's</u>	<u>450's</u>	<u>500's</u>	<u>550's</u>	<u>600's</u>	<u>650's</u>	<u>700's</u>	<u>750's</u>	<u>800's</u>
			1						

<u>Avg of Game 1</u>	<u>Avg of Game 2</u>	<u>Avg of Game 3</u>
148.00	199.00	182.00

High game of 199 on week 1 High series of 529 on week 1 High average of 176.33 after bowling week 1
 Low game of 148 on week 1 Low series of 529 on week 1 Low average of 176.33 after bowling week 1

High Scores by Game

Game #1: 148 on week 1 Game #2: 199 on week 1 Game #3: 182 on week 1

