

Note: This report includes information through June 16 which is Week 6 of 12

Patrick Lin's Bowling Record - Team 12: Team 12

Week No.	Bowling Date	Old Avg	Old HDCP	Score Breakdown				HDCP Total	Pins	Gms	---Average Change---			High Game	High Sers	HDCP Game	HDCP Sers		
				-1-	-2-	-3-	Total				New	Old	---> +/-						
1	05/12/26	bk193	21	204	178	215	597	660	597	3	199.00	-	0.00	=	199.00	215	597	236	660
2	05/19/26	bk193	21	196	161	192	549	612	1146	6	191.00	-	199.00	=	-8.00	215	597	236	660
3	05/26/26	bk193	21	173	215	211	599	662	1745	9	193.89	-	191.00	=	2.89	215	599	236	662
4	06/02/26	193	21	207	180	189	576	639	2321	12	193.42	-	193.89	=	-0.47	215	599	236	662
5	06/09/26	193	21	199	236	187	622	685	2943	15	196.20	-	193.42	=	2.78	236	622	257	685
6	06/16/26	196	19	185	173	154	512	569	3455	18	191.94	-	196.20	=	-4.26	236	622	257	685



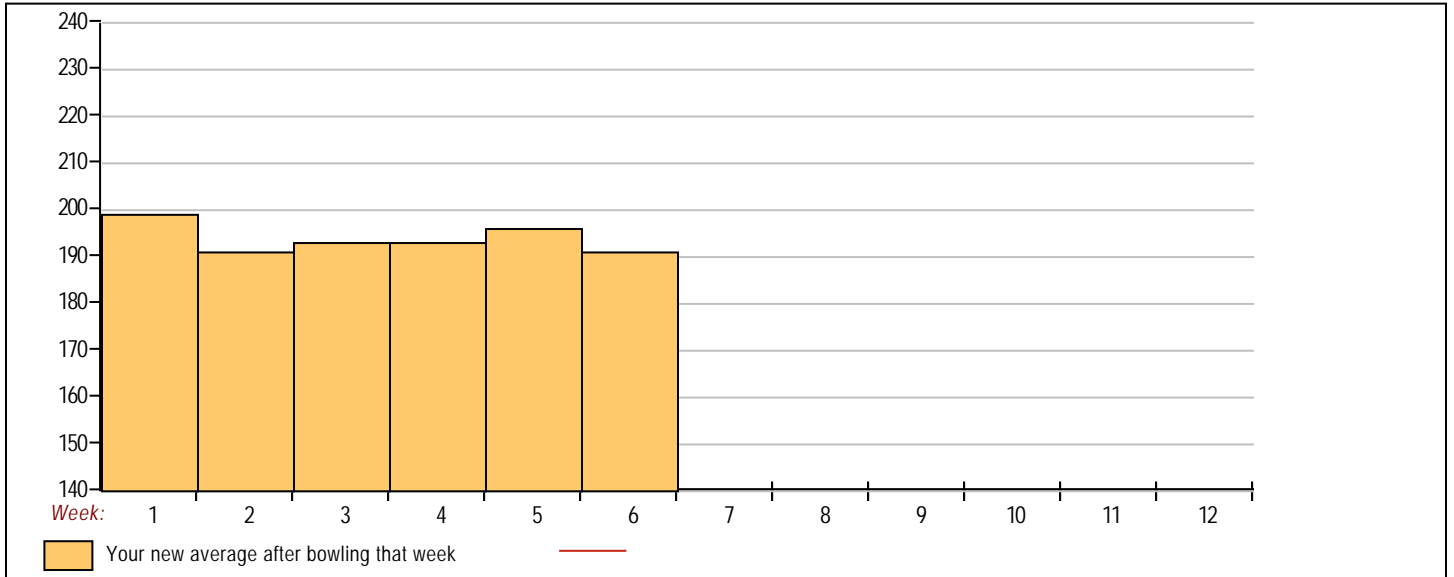
<u><100</u>	<u>100's</u>	<u>125's</u>	<u>150's</u>	<u>175's</u>	<u>200's</u>	<u>225's</u>	<u>250's</u>	<u>275's</u>	<u>300's</u>
			4	8	5	1			
<u><400</u>	<u>400's</u>	<u>450's</u>	<u>500's</u>	<u>550's</u>	<u>600's</u>	<u>650's</u>	<u>700's</u>	<u>750's</u>	<u>800's</u>
			2	3	1				

<u>Avg of Game 1</u>	<u>Avg of Game 2</u>	<u>Avg of Game 3</u>
194.00	190.50	191.33

High game of 236 on week 5 High series of 622 on week 5 High average of 199.00 after bowling week 1
 Low game of 154 on week 6 Low series of 512 on week 6 Low average of 191.00 after bowling week 2

High Scores by Game

Game #1: 207 on week 4 Game #2: 236 on week 5 Game #3: 215 on week 1



Note: This report includes information through June 16 which is Week 6 of 12

Billy Chan's Bowling Record - Team 12: Team 12

Week No.	Bowling Date	Old Avg	Old HDCP	-			Total	HDCP Total	Pins	Gms	---Average Change---			High Game	High Sers	HDCP Game	HDCP Sers		
				-1-	-2-	-3-					New	Old	---> +/-						
1	05/12/26	bk186	27	194	194	150	538	619	538	3	179.33	-	0.00	=	179.33	194	538	221	619
2	05/19/26	bk186	0				0	0	538	3	179.33	-	179.33	=	0.00	194	538	221	619
3	05/26/26	bk186	0				0	0	538	3	179.33	-	179.33	=	0.00	194	538	221	619
4	06/02/26	bk186	27	167	181	189	537	618	1075	6	179.17	-	179.33	=	-0.17	194	538	221	619
5	06/09/26	bk186	27	143	157	188	488	569	1563	9	173.67	-	179.17	=	-5.50	194	538	221	619
6	06/16/26	176	35	191	162	203	556	661	2119	12	176.58	-	173.67	=	2.92	203	556	238	661

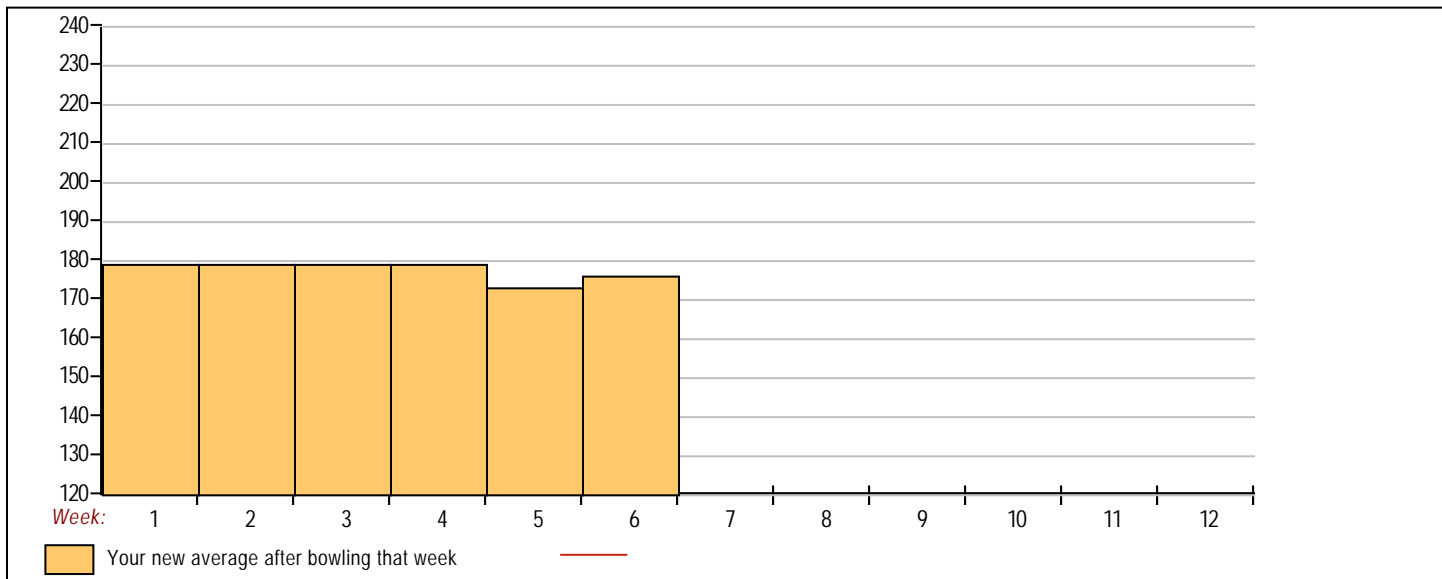


<u><100</u>	<u>100's</u>	<u>125's</u>	<u>150's</u>	<u>175's</u>	<u>200's</u>	<u>225's</u>	<u>250's</u>	<u>275's</u>	<u>300's</u>
		1	4	6	1				
<u><400</u>	<u>400's</u>	<u>450's</u>	<u>500's</u>	<u>550's</u>	<u>600's</u>	<u>650's</u>	<u>700's</u>	<u>750's</u>	<u>800's</u>
		1	2	1					

<u>Avg of Game 1</u>	<u>Avg of Game 2</u>	<u>Avg of Game 3</u>
173.75	173.50	182.50

High game of **203** on week **6** High series of **556** on week **6** High average of **179.33** after bowling week **1**
 Low game of **143** on week **5** Low series of **488** on week **5** Low average of **173.67** after bowling week **5**

High Scores by Game
 Game #1: **194** on week **1** Game #2: **194** on week **1** Game #3: **203** on week **6**



Note: This report includes information through June 16 which is Week 6 of 12

Steven Chen's Bowling Record - Team 12: Team 12

Week No.	Bowling Date	Old Avg	Old HDCP	-			Total	HDCP Total	Pins	Gms	---Average Change---			High Game	High Sers	HDCP Game	HDCP Sers		
				-1-	-2-	-3-					New	Old	---> +/-						
1	05/12/26	bk205	12	202	248	234	684	720	684	3	228.00	-	0.00	=	228.00	248	684	260	720
2	05/19/26	bk205	12	243	201	203	647	683	1331	6	221.83	-	228.00	=	-6.17	248	684	260	720
3	05/26/26	bk205	12	202	178	184	564	600	1895	9	210.56	-	221.83	=	-11.28	248	684	260	720
4	06/02/26	210	8	235	226	215	676	700	2571	12	214.25	-	210.56	=	3.69	248	684	260	720
5	06/09/26	214	4	158	220	163	541	553	3112	15	207.47	-	214.25	=	-6.78	248	684	260	720
6	06/16/26	207	10	227	258	214	699	729	3811	18	211.72	-	207.47	=	4.26	258	699	268	729



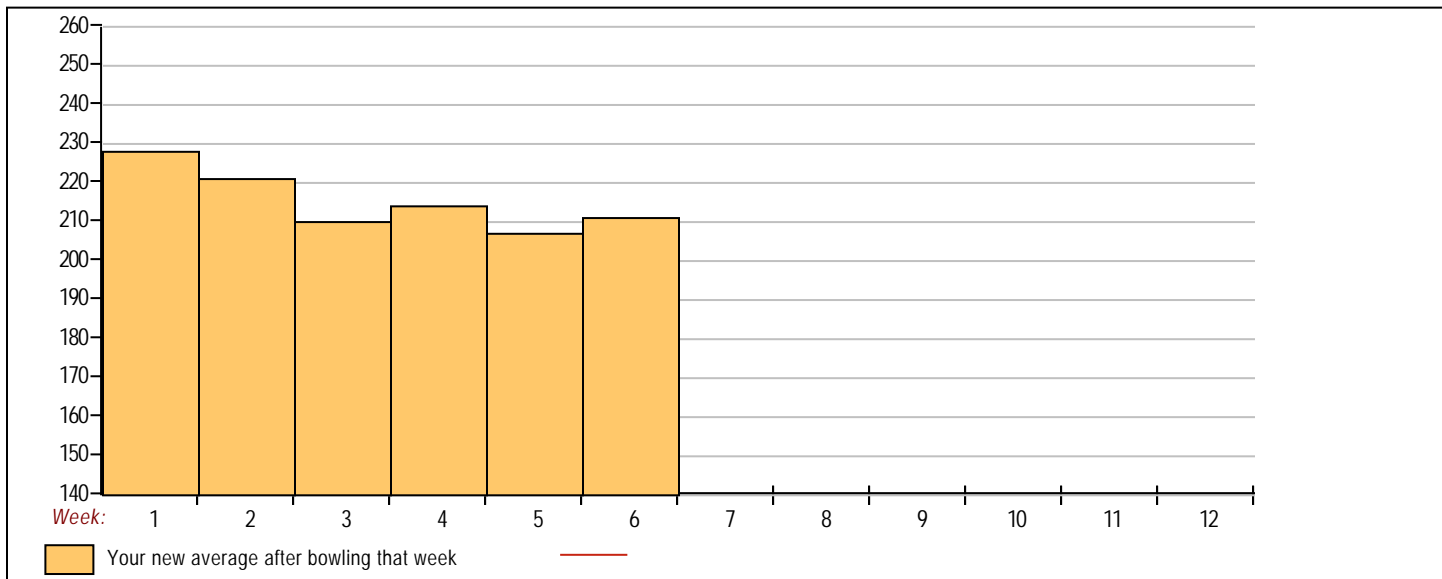
<u><100</u>	<u>100's</u>	<u>125's</u>	<u>150's</u>	<u>175's</u>	<u>200's</u>	<u>225's</u>	<u>250's</u>	<u>275's</u>	<u>300's</u>
			2	2	7	6	1		
<u><400</u>	<u>400's</u>	<u>450's</u>	<u>500's</u>	<u>550's</u>	<u>600's</u>	<u>650's</u>	<u>700's</u>	<u>750's</u>	<u>800's</u>
			1	1	1	3			

<u>Avg of Game 1</u>	<u>Avg of Game 2</u>	<u>Avg of Game 3</u>
211.17	221.83	202.17

High game of 258 on week 6 High series of 699 on week 6 High average of 228.00 after bowling week 1
 Low game of 158 on week 5 Low series of 541 on week 5 Low average of 207.47 after bowling week 5

High Scores by Game

Game #1: 243 on week 2 Game #2: 258 on week 6 Game #3: 234 on week 1



Note: This report includes information through June 16 which is Week 6 of 12

Kenneth Yeung's Bowling Record - Team 12: Team 12

Week No.	Bowling Date	Old Avg	Old HDCP	-			Total	HDCP Total	Pins	Gms	---Average Change---			High Game	High Sers	HDCP Game	HDCP Sers		
				-1-	-2-	-3-					New - Old	--->	+/-						
1	05/12/26	bk189	0				0	0	0	0	-	0.00	=	0.00	0	0			
2	05/19/26	bk189	24	192	152	171	515	587	515	3	171.67	-	0.00	=	171.67	192	515	216	587
3	05/26/26	bk189	24	190	223	191	604	676	1119	6	186.50	-	171.67	=	14.83	223	604	247	676
4	06/02/26	bk189	0				0	0	1119	6	186.50	-	186.50	=	0.00	223	604	247	676
5	06/09/26	bk189	0				0	0	1119	6	186.50	-	186.50	=	0.00	223	604	247	676
6	06/16/26	bk189	24				0	0	1119	6	186.50	-	186.50	=	0.00	223	604	247	676



<u><100</u>	<u>100's</u>	<u>125's</u>	<u>150's</u>	<u>175's</u>	<u>200's</u>	<u>225's</u>	<u>250's</u>	<u>275's</u>	<u>300's</u>
			2	3	1				
<u><400</u>	<u>400's</u>	<u>450's</u>	<u>500's</u>	<u>550's</u>	<u>600's</u>	<u>650's</u>	<u>700's</u>	<u>750's</u>	<u>800's</u>
			1		1				

Avg of Game 1 Avg of Game 2 Avg of Game 3
 191.00 187.50 181.00

High game of **223** on week **3** High series of **604** on week **3** High average of **186.50** after bowling week **3**
 Low game of **152** on week **2** Low series of **515** on week **2** Low average of **171.67** after bowling week **2**

High Scores by Game
 Game #1: **192** on week **2** Game #2: **223** on week **3** Game #3: **191** on week **3**

