

Note: This report includes information through June 2 which is Week 4 of 12

**Patrick Lin's Bowling Record - Team 12: Team 12**

Week No.	Bowling Date	Old Avg	Old HDCP	-			Total	HDCP Total	Pins	Gms	---Average Change---			High Game	High Sers	HDCP Game	HDCP Sers		
				-1-	-2-	-3-					New	Old	---> +/-						
1	05/12/26	bk193	21	204	178	215	597	660	597	3	199.00	-	0.00	=	199.00	215	597	236	660
2	05/19/26	bk193	21	196	161	192	549	612	1146	6	191.00	-	199.00	=	-8.00	215	597	236	660
3	05/26/26	bk193	21	173	215	211	599	662	1745	9	193.89	-	191.00	=	2.89	215	599	236	662
4	06/02/26	193	21	207	180	189	576	639	2321	12	193.42	-	193.89	=	-0.47	215	599	236	662

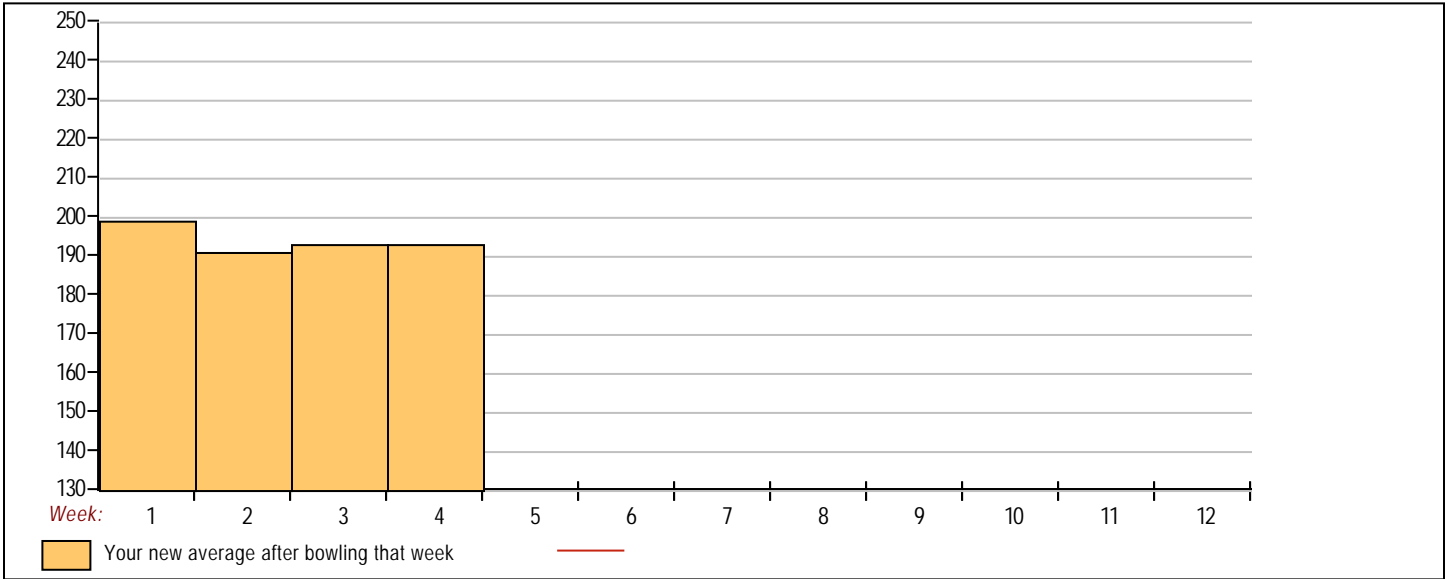


<u>&lt;100</u>	<u>100's</u>	<u>125's</u>	<u>150's</u>	<u>175's</u>	<u>200's</u>	<u>225's</u>	<u>250's</u>	<u>275's</u>	<u>300's</u>
			2	5	5				
<u>&lt;400</u>	<u>400's</u>	<u>450's</u>	<u>500's</u>	<u>550's</u>	<u>600's</u>	<u>650's</u>	<u>700's</u>	<u>750's</u>	<u>800's</u>
			1	3					

<u>Avg of Game 1</u>	<u>Avg of Game 2</u>	<u>Avg of Game 3</u>
195.00	183.50	201.75

High game of 215 on week 1      High series of 599 on week 3      High average of 199.00 after bowling week 1  
 Low game of 161 on week 2      Low series of 549 on week 2      Low average of 191.00 after bowling week 2

High Scores by Game  
 Game #1: 207 on week 4    Game #2: 215 on week 3    Game #3: 215 on week 1



Note: This report includes information through June 2 which is Week 4 of 12

**Billy Chan's Bowling Record - Team 12: Team 12**

Week No.	Bowling Date	Old Avg	Old HDCP	-			Total	HDCP Total	Pins		Gms	---Average Change---			High Game	High Sers	HDCP Game	HDCP Sers	
				-1-	-2-	-3-			New	Old		---> +/-							
1	05/12/26	bk186	27	194	194	150	538	619	538	3	179.33	-	0.00	=	179.33	194	538	221	619
2	05/19/26	bk186	0				0	0	538	3	179.33	-	179.33	=	0.00	194	538	221	619
3	05/26/26	bk186	0				0	0	538	3	179.33	-	179.33	=	0.00	194	538	221	619
4	06/02/26	bk186	27	167	181	189	537	618	1075	6	179.17	-	179.33	=	-0.17	194	538	221	619

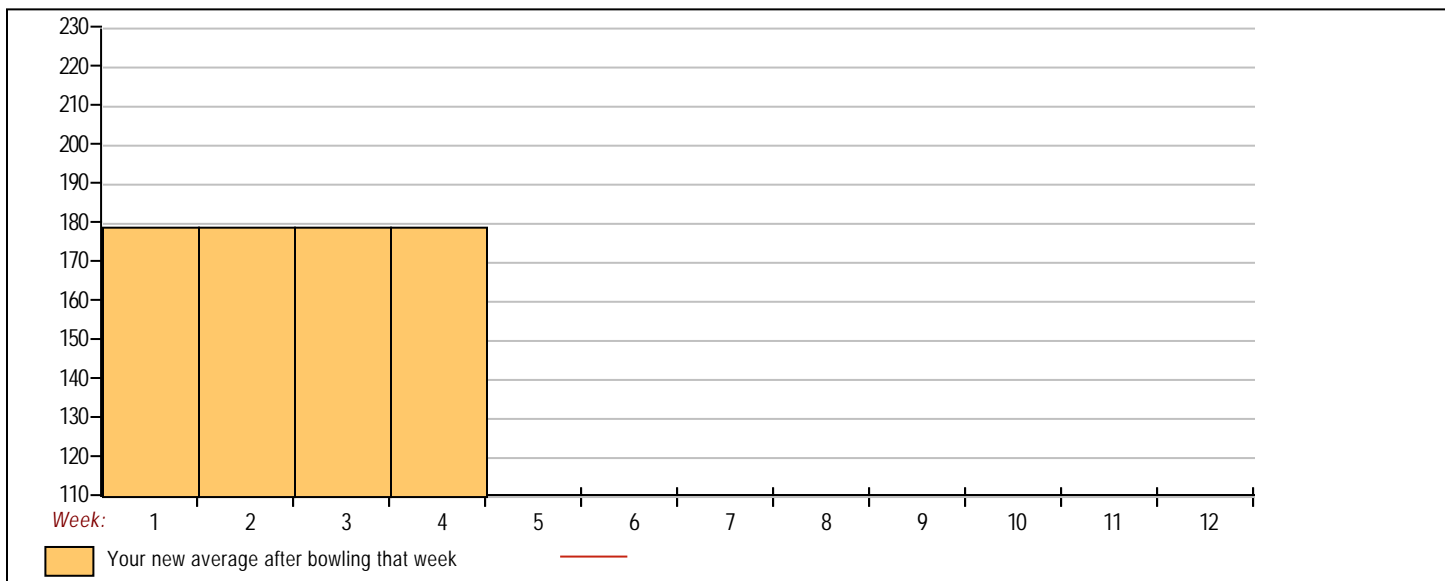


<u>&lt;100</u>	<u>100's</u>	<u>125's</u>	<u>150's</u>	<u>175's</u>	<u>200's</u>	<u>225's</u>	<u>250's</u>	<u>275's</u>	<u>300's</u>
			2	4					
<u>&lt;400</u>	<u>400's</u>	<u>450's</u>	<u>500's</u>	<u>550's</u>	<u>600's</u>	<u>650's</u>	<u>700's</u>	<u>750's</u>	<u>800's</u>
			2						

<u>Avg of Game 1</u>	<u>Avg of Game 2</u>	<u>Avg of Game 3</u>
180.50	187.50	169.50

High game of 194 on week 1      High series of 538 on week 1      High average of 179.33 after bowling week 1  
 Low game of 150 on week 1      Low series of 537 on week 4      Low average of 179.17 after bowling week 4

High Scores by Game  
 Game #1: 194 on week 1    Game #2: 194 on week 1    Game #3: 189 on week 4



Note: This report includes information through June 2 which is Week 4 of 12

**Steven Chen's Bowling Record - Team 12: Team 12**

Week No.	Bowling Date	Old Avg	Old HDCP	-			Total	HDCP Total	Pins Gms		---Average Change---			High Game	High Sers	HDCP Game	HDCP Sers		
				-1-	-2-	-3-			New	Old	---> +/-								
1	05/12/26	bk205	12	202	248	234	684	720	684	3	228.00	-	0.00	=	228.00	248	684	260	720
2	05/19/26	bk205	12	243	201	203	647	683	1331	6	221.83	-	228.00	=	-6.17	248	684	260	720
3	05/26/26	bk205	12	202	178	184	564	600	1895	9	210.56	-	221.83	=	-11.28	248	684	260	720
4	06/02/26	210	8	235	226	215	676	700	2571	12	214.25	-	210.56	=	3.69	248	684	260	720

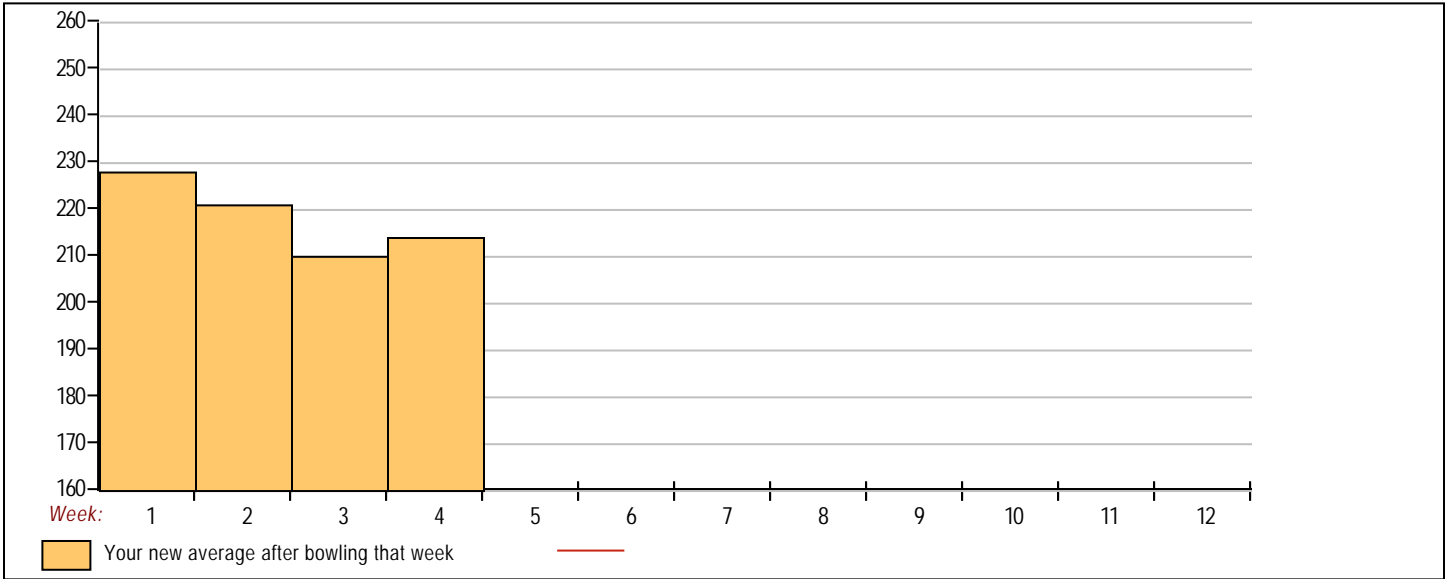


<u>&lt;100</u>	<u>100's</u>	<u>125's</u>	<u>150's</u>	<u>175's</u>	<u>200's</u>	<u>225's</u>	<u>250's</u>	<u>275's</u>	<u>300's</u>
				2	5	5			
<u>&lt;400</u>	<u>400's</u>	<u>450's</u>	<u>500's</u>	<u>550's</u>	<u>600's</u>	<u>650's</u>	<u>700's</u>	<u>750's</u>	<u>800's</u>
				1	1	2			

<u>Avg of Game 1</u>	<u>Avg of Game 2</u>	<u>Avg of Game 3</u>
220.50	213.25	209.00

High game of 248 on week 1      High series of 684 on week 1      High average of 228.00 after bowling week 1  
 Low game of 178 on week 3      Low series of 564 on week 3      Low average of 210.56 after bowling week 3

High Scores by Game  
 Game #1: 243 on week 2    Game #2: 248 on week 1    Game #3: 234 on week 1



Note: This report includes information through June 2 which is Week 4 of 12

**Kenneth Yeung's Bowling Record - Team 12: Team 12**

Week No.	Bowling Date	Old Avg	Old HDCP	-			Total	HDCP Total	Pins	Gms	---Average Change---			High Game	High Sers	HDCP Game	HDCP Sers		
				-1-	-2-	-3-					New	Old	---> +/-						
1	05/12/26	bk189	0				0	0	0	0	-	0.00	=	0.00	0	0			
2	05/19/26	bk189	24	192	152	171	515	587	515	3	171.67	-	0.00	=	171.67	192	515	216	587
3	05/26/26	bk189	24	190	223	191	604	676	1119	6	186.50	-	171.67	=	14.83	223	604	247	676
4	06/02/26	bk189	24				0	0	1119	6	186.50	-	186.50	=	0.00	223	604	247	676



<u>&lt;100</u>	<u>100's</u>	<u>125's</u>	<u>150's</u>	<u>175's</u>	<u>200's</u>	<u>225's</u>	<u>250's</u>	<u>275's</u>	<u>300's</u>
			2	3	1				
<u>&lt;400</u>	<u>400's</u>	<u>450's</u>	<u>500's</u>	<u>550's</u>	<u>600's</u>	<u>650's</u>	<u>700's</u>	<u>750's</u>	<u>800's</u>
			1		1				

<u>Avg of Game 1</u>	<u>Avg of Game 2</u>	<u>Avg of Game 3</u>
191.00	187.50	181.00

High game of **223** on week **3**      High series of **604** on week **3**      High average of **186.50** after bowling week **3**  
 Low game of **152** on week **2**      Low series of **515** on week **2**      Low average of **171.67** after bowling week **2**

High Scores by Game  
 Game #1: **192** on week **2**   Game #2: **223** on week **3**   Game #3: **191** on week **3**

