

Note: This report includes information through May 27 which is Week 3 of 12

Lani Chin's Bowling Record - Team 4: Team 4

Week No.	Bowling Date	Old Avg	Old HDCP	Old			Total	HDCP Total	Pins Gms		---Average Change---			High Game	High Sers	HDCP Game	HDCP Sers		
				-1-	-2-	-3-			New - Old	--->	+/-								
1	05/13/26	bk146	59	144	162	178	484	661	484	3	161.33	-	0.00	=	161.33	178	484	237	661
2	05/20/26	bk146	59	166	150	148	464	641	948	6	158.00	-	161.33	=	-3.33	178	484	237	661
3	05/27/26	bk146	59	147	157	162	466	643	1414	9	157.11	-	158.00	=	-0.89	178	484	237	661



<100 100's 125's 150's 175's 200's 225's 250's 275's 300's

<400 400's 450's 500's 550's 600's 650's 700's 750's 800's

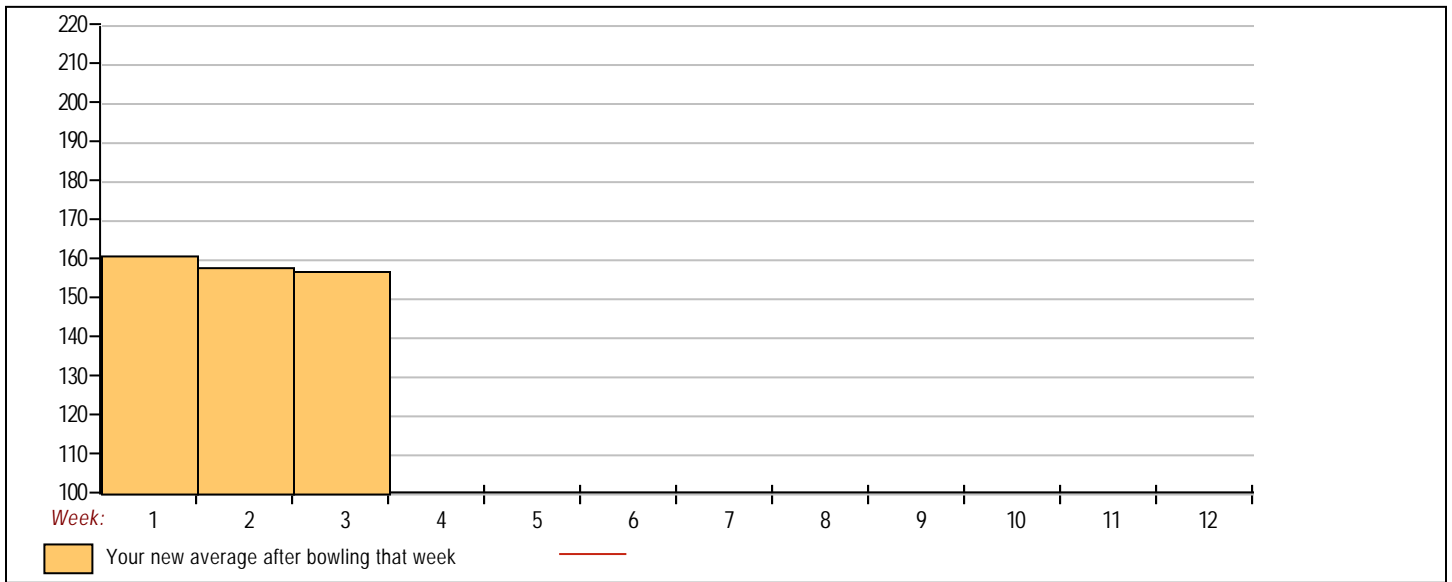
Avg of Game 1 Avg of Game 2 Avg of Game 3

152.33 156.33 162.67

High game of 178 on week 1 High series of 484 on week 1 High average of 161.33 after bowling week 1
 Low game of 144 on week 1 Low series of 464 on week 2 Low average of 157.11 after bowling week 3

High Scores by Game

Game #1: 166 on week 2 Game #2: 162 on week 1 Game #3: 178 on week 1



Note: This report includes information through May 27 which is Week 3 of 12

Benjie Aldeguer's Bowling Record - Team 4: Team 4

Week No.	Bowling Date	Old Avg	Old HDCP	-			Total	HDCP Total	Pins	Gms	---Average Change---			High Game	High Sers	HDCP Game	HDCP Sers		
				-1-	-2-	-3-					New	Old	---> +/-						
1	05/13/26	bk186	27	181	165	171	517	598	517	3	172.33	-	0.00	=	172.33	181	517	208	598
2	05/20/26	bk186	27	169	217	184	570	651	1087	6	181.17	-	172.33	=	8.83	217	570	244	651
3	05/27/26	bk186	27	223	260	176	659	740	1746	9	194.00	-	181.17	=	12.83	260	659	287	740

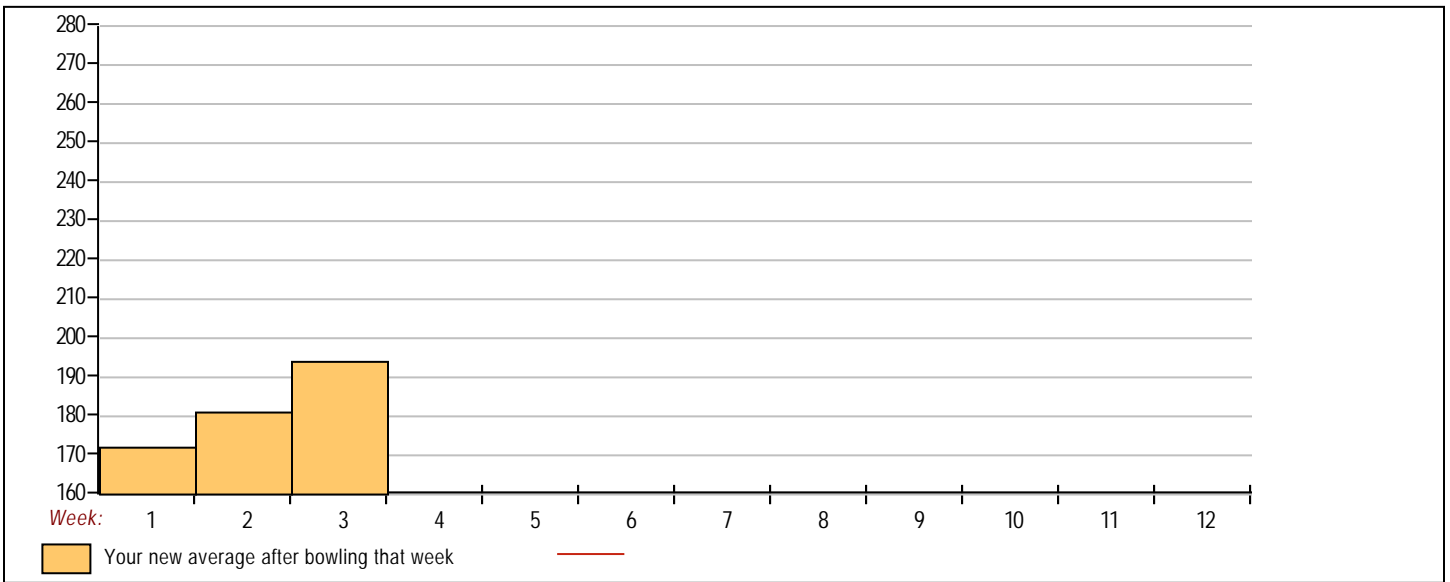


<u><100</u>	<u>100's</u>	<u>125's</u>	<u>150's</u>	<u>175's</u>	<u>200's</u>	<u>225's</u>	<u>250's</u>	<u>275's</u>	<u>300's</u>
			3	3	2		1		
<u><400</u>	<u>400's</u>	<u>450's</u>	<u>500's</u>	<u>550's</u>	<u>600's</u>	<u>650's</u>	<u>700's</u>	<u>750's</u>	<u>800's</u>
			1	1		1			

<u>Avg of Game 1</u>	<u>Avg of Game 2</u>	<u>Avg of Game 3</u>
191.00	214.00	177.00

High game of 260 on week 3 High series of 659 on week 3 High average of 194.00 after bowling week 3
 Low game of 165 on week 1 Low series of 517 on week 1 Low average of 172.33 after bowling week 1

High Scores by Game
 Game #1: 223 on week 3 Game #2: 260 on week 3 Game #3: 184 on week 2



Note: This report includes information through May 27 which is Week 3 of 12

Jason Wu's Bowling Record - Team 4: Team 4

Week No.	Bowling Date	Old Avg	Old HDCP	-			Total	HDCP Total	Pins Gms		---Average Change---			High Game	High Sers	HDCP Game	HDCP Sers
				-1-	-2-	-3-			New	Old	--->	+/-					
1	05/13/26	192	22	186	181	210	577	643	577	3	192.33	-	0.00	=	192.33	210	577
2	05/20/26	192	22	a192	a192	a192	576	642	577	3	192.33	-	192.33	=	0.00	210	577
3	05/27/26	191	23	188	226	160	574	643	1151	6	191.83	-	192.33	=	-0.50	226	577

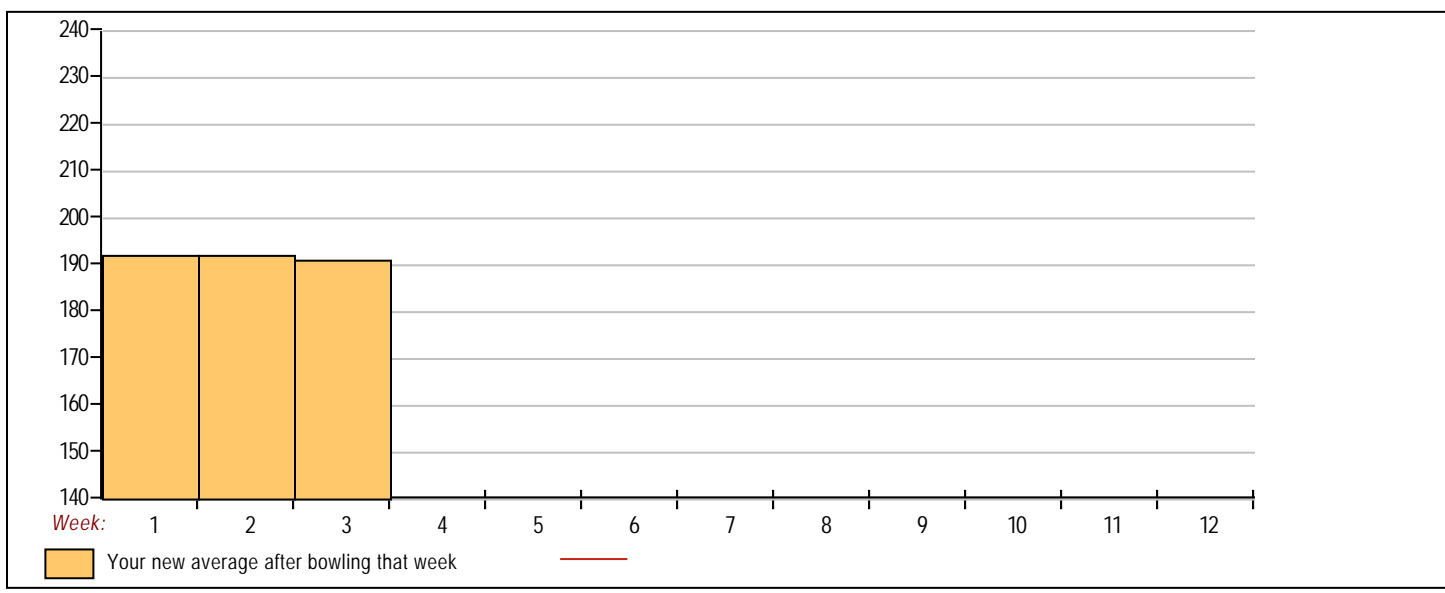


<u><100</u>	<u>100's</u>	<u>125's</u>	<u>150's</u>	<u>175's</u>	<u>200's</u>	<u>225's</u>	<u>250's</u>	<u>275's</u>	<u>300's</u>
			1	3	1	1			
<u><400</u>	<u>400's</u>	<u>450's</u>	<u>500's</u>	<u>550's</u>	<u>600's</u>	<u>650's</u>	<u>700's</u>	<u>750's</u>	<u>800's</u>
				2					

<u>Avg of Game 1</u>	<u>Avg of Game 2</u>	<u>Avg of Game 3</u>
187.00	203.50	185.00

High game of 226 on week 3 High series of 577 on week 1 High average of 192.33 after bowling week 1
 Low game of 160 on week 3 Low series of 574 on week 3 Low average of 191.83 after bowling week 3

High Scores by Game
 Game #1: 188 on week 3 Game #2: 226 on week 3 Game #3: 210 on week 1



Note: This report includes information through May 27 which is Week 3 of 12

Kenneth Nip's Bowling Record - Team 4: Team 4

Week No.	Bowling Date	Old Avg	Old HDCP	-1-	-2-	-3-	Total	HDCP		---Average Change---			High Game	High Sers	HDCP Game	HDCP Sers		
								Total	Pins	Gms	New - Old	--->					+/-	
1	05/13/26	bk158	0				0	0	0	0	-	0.00	=	0.00	0	0		
2	05/20/26	bk158	0				0	0	0	0	-	0.00	=	0.00	0	0		
3	05/27/26	bk158	49				0	0	0	0	-	0.00	=	0.00	0	0		



<100 100's 125's 150's 175's 200's 225's 250's 275's 300's

<400 400's 450's 500's 550's 600's 650's 700's 750's 800's

Avg of Game 1 Avg of Game 2 Avg of Game 3

High game of 0 on week 0 High series of 0 on week 0 High average of 0.00 after bowling week 3
 Low game of 0 on week 0 Low series of 0 on week 0 Low average of 0.00 after bowling week 3

High Scores by Game

Game #1: 0 on week 0 Game #2: 0 on week 0 Game #3: 0 on week 0

