

Note: This report includes information through May 27 which is Week 3 of 12

Alyssa Chan's Bowling Record - Team 3: Team 3

Week No.	Bowling Date	Old Avg	Old HDCP	Old			Total	HDCP Total	Pins	Gms	---Average Change---			High Game	High Sers	HDCP Game	HDCP Sers		
				-1-	-2-	-3-					New - Old	-->	+/-						
1	05/13/26	bk154	52	144	167	134	445	601	445	3	148.33	-	0.00	=	148.33	167	445	219	601
2	05/20/26	bk154	52	a154	a154	a154	462	618	445	3	148.33	-	148.33	=	0.00	167	445	219	601
3	05/27/26	bk154	52	169	151	169	489	645	934	6	155.67	-	148.33	=	7.33	169	489	221	645

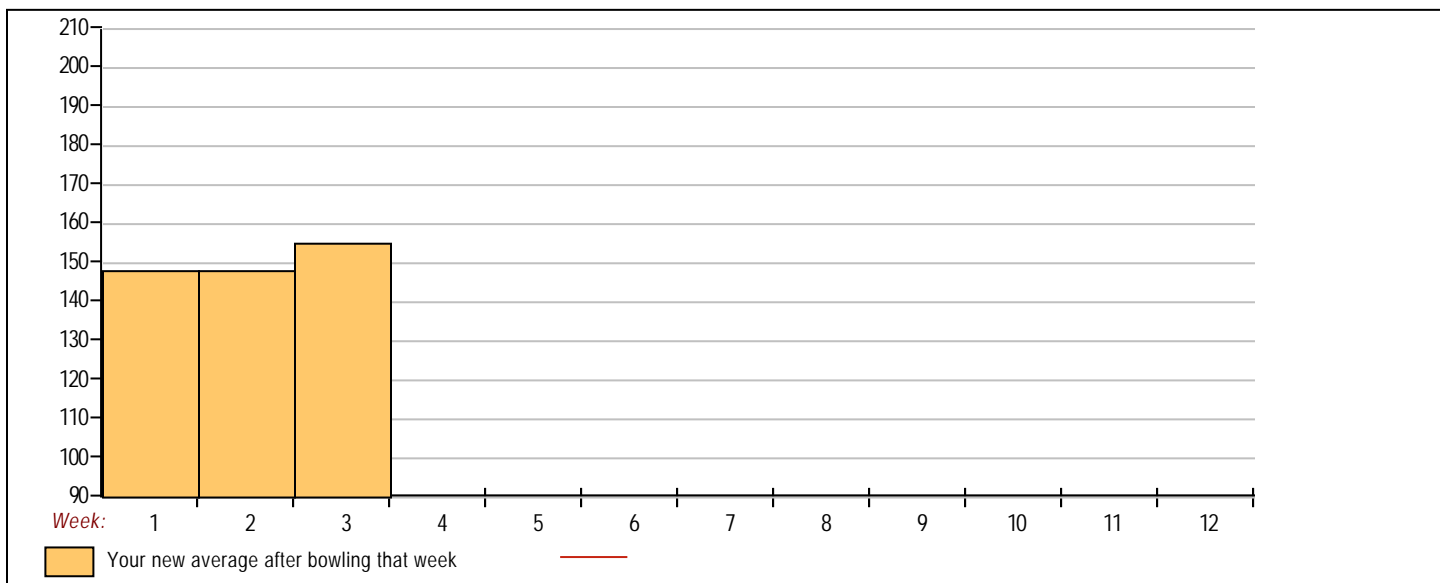


<u><100</u>	<u>100's</u>	<u>125's</u>	<u>150's</u>	<u>175's</u>	<u>200's</u>	<u>225's</u>	<u>250's</u>	<u>275's</u>	<u>300's</u>
		2	4						
<u><400</u>	<u>400's</u>	<u>450's</u>	<u>500's</u>	<u>550's</u>	<u>600's</u>	<u>650's</u>	<u>700's</u>	<u>750's</u>	<u>800's</u>
	1	1							

<u>Avg of Game 1</u>	<u>Avg of Game 2</u>	<u>Avg of Game 3</u>
156.50	159.00	151.50

High game of 169 on week 3 High series of 489 on week 3 High average of 155.67 after bowling week 3
 Low game of 134 on week 1 Low series of 445 on week 1 Low average of 148.33 after bowling week 1

High Scores by Game
 Game #1: 169 on week 3 Game #2: 167 on week 1 Game #3: 169 on week 3



Note: This report includes information through May 27 which is Week 3 of 12

Krystal Chan's Bowling Record - Team 3: Team 3

Week No.	Bowling Date	Old Avg	Old HDCP	-			Total	HDCP Total	Pins	Gms	---Average Change---			High Game	High Sers	HDCP Game	HDCP Sers		
				-1-	-2-	-3-					New - Old	--->	+/-						
1	05/13/26	bk169	40	148	149	122	419	539	419	3	139.67	-	0.00	=	139.67	149	419	189	539
2	05/20/26	bk169	0				0	0	419	3	139.67	-	139.67	=	0.00	149	419	189	539
3	05/27/26	bk169	40	188	135	175	498	618	917	6	152.83	-	139.67	=	13.17	188	498	228	618

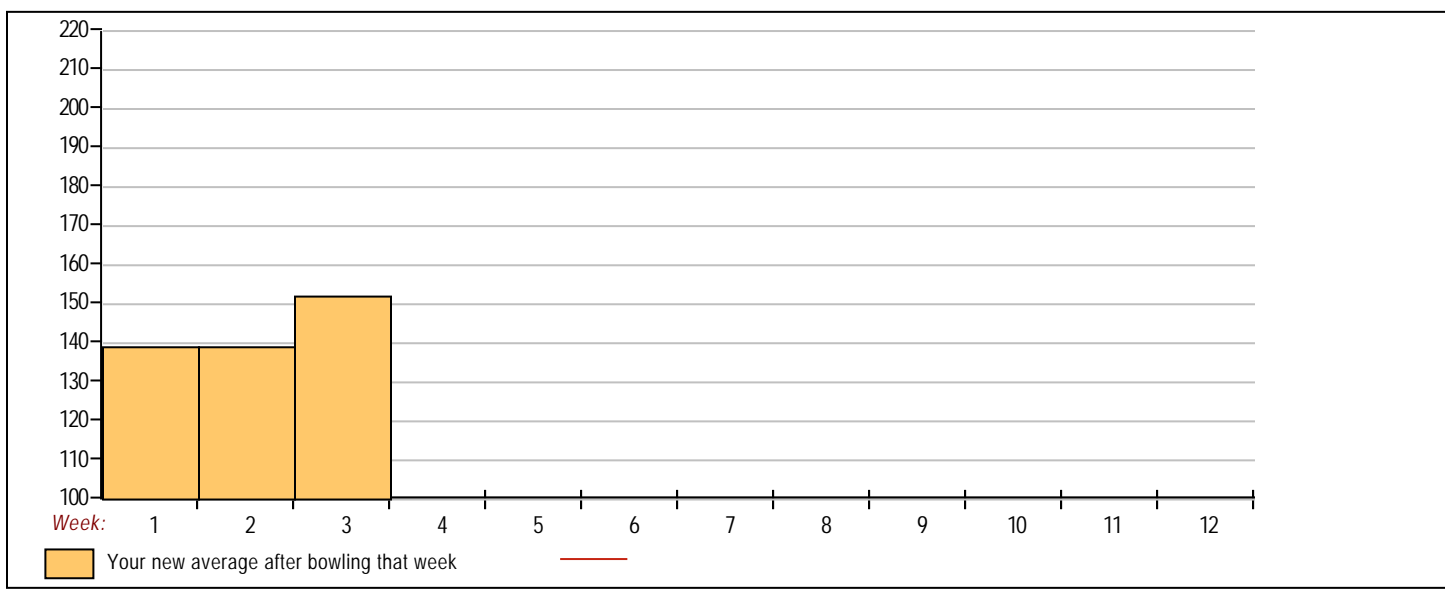


<u><100</u>	<u>100's</u>	<u>125's</u>	<u>150's</u>	<u>175's</u>	<u>200's</u>	<u>225's</u>	<u>250's</u>	<u>275's</u>	<u>300's</u>
	1	3		2					
<u><400</u>	<u>400's</u>	<u>450's</u>	<u>500's</u>	<u>550's</u>	<u>600's</u>	<u>650's</u>	<u>700's</u>	<u>750's</u>	<u>800's</u>
	1	1							

<u>Avg of Game 1</u>	<u>Avg of Game 2</u>	<u>Avg of Game 3</u>
168.00	142.00	148.50

High game of 188 on week 3 High series of 498 on week 3 High average of 152.83 after bowling week 3
 Low game of 122 on week 1 Low series of 419 on week 1 Low average of 139.67 after bowling week 1

High Scores by Game
 Game #1: 188 on week 3 Game #2: 149 on week 1 Game #3: 175 on week 3



Note: This report includes information through May 27 which is Week 3 of 12

David Chen's Bowling Record - Team 3: Team 3

Week No.	Bowling Date	Old Avg	Old HDCP	-1-	-2-	-3-	Total	HDCP Total	Pins	Gms	---Average Change---			High Game	High Sers	HDCP Game	HDCP Sers		
											New	Old	Change +/-						
1	05/13/26	bk207	10	193	194	186	573	603	573	3	191.00	-	0.00	=	191.00	194	573	204	603
2	05/20/26	bk207	10	235	226	190	651	681	1224	6	204.00	-	191.00	=	13.00	235	651	245	681
3	05/27/26	bk207	10	191	201	179	571	601	1795	9	199.44	-	204.00	=	-4.56	235	651	245	681

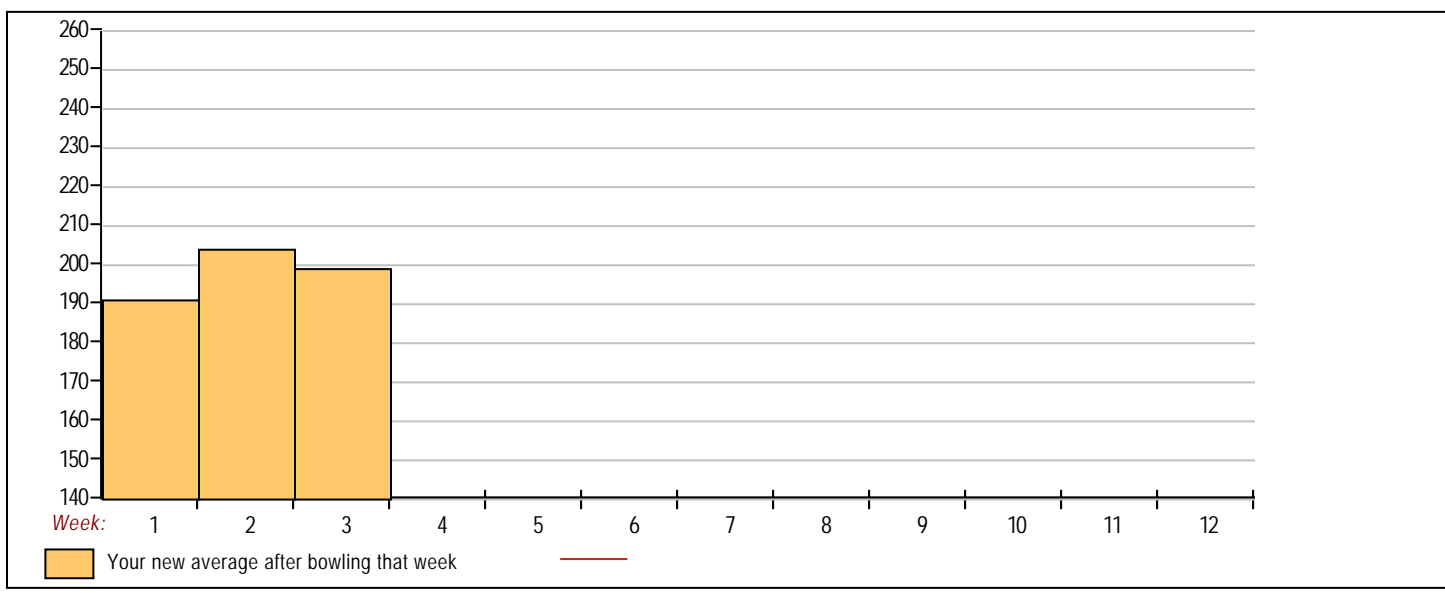


<u><100</u>	<u>100's</u>	<u>125's</u>	<u>150's</u>	<u>175's</u>	<u>200's</u>	<u>225's</u>	<u>250's</u>	<u>275's</u>	<u>300's</u>
				6	1	2			
<u><400</u>	<u>400's</u>	<u>450's</u>	<u>500's</u>	<u>550's</u>	<u>600's</u>	<u>650's</u>	<u>700's</u>	<u>750's</u>	<u>800's</u>
				2		1			

<u>Avg of Game 1</u>	<u>Avg of Game 2</u>	<u>Avg of Game 3</u>
206.33	207.00	185.00

High game of 235 on week 2 High series of 651 on week 2 High average of 204.00 after bowling week 2
 Low game of 179 on week 3 Low series of 571 on week 3 Low average of 191.00 after bowling week 1

High Scores by Game
 Game #1: 235 on week 2 Game #2: 226 on week 2 Game #3: 190 on week 2



Note: This report includes information through May 27 which is Week 3 of 12

Albert Wong's Bowling Record - Team 3: Team 3

Week No.	Bowling Date	Old Avg	Old HDCP	-1-	-2-	-3-	Total	HDCP Total	Pins	Gms	---Average Change---			High Game	High Sers	HDCP Game	HDCP Sers		
											New - Old ---> +/-								
2	05/20/26	bk182	30	129	173	163	465	555	465	3	155.00	-	0.00	=	155.00	173	465	203	555
3	05/27/26	bk182	30				0	0	465	3	155.00	-	155.00	=	0.00	173	465	203	555



<u><100</u>	<u>100's</u>	<u>125's</u>	<u>150's</u>	<u>175's</u>	<u>200's</u>	<u>225's</u>	<u>250's</u>	<u>275's</u>	<u>300's</u>
		1	2						
<u><400</u>	<u>400's</u>	<u>450's</u>	<u>500's</u>	<u>550's</u>	<u>600's</u>	<u>650's</u>	<u>700's</u>	<u>750's</u>	<u>800's</u>
		1							

<u>Avg of Game 1</u>	<u>Avg of Game 2</u>	<u>Avg of Game 3</u>
129.00	173.00	163.00

High game of 173 on week 2 High series of 465 on week 2 High average of 155.00 after bowling week 2
 Low game of 129 on week 2 Low series of 465 on week 2 Low average of 155.00 after bowling week 2

High Scores by Game

Game #1: 129 on week 2 Game #2: 173 on week 2 Game #3: 163 on week 2

