

Note: This report includes information through May 27 which is Week 3 of 12

Anthony Cardenas's Bowling Record - Team 22: Team 22

Week No.	Bowling Date	Old Avg	Old HDCP	HDCP			Total	HDCP Total	Pins	Gms	---Average Change---			High Game	High Sers	HDCP Game	HDCP Sers
				-1-	-2-	-3-					New - Old	--->	+/-				
1	05/13/26	112	86	96	100	141	337	595	337	3	112.33	-	0.00	=	112.33	141	337
2	05/20/26	119	80	154	133	90	377	617	714	6	119.00	-	112.33	=	6.67	154	377
3	05/27/26	118	81	98	132	122	352	595	1066	9	118.44	-	119.00	=	-0.56	154	377



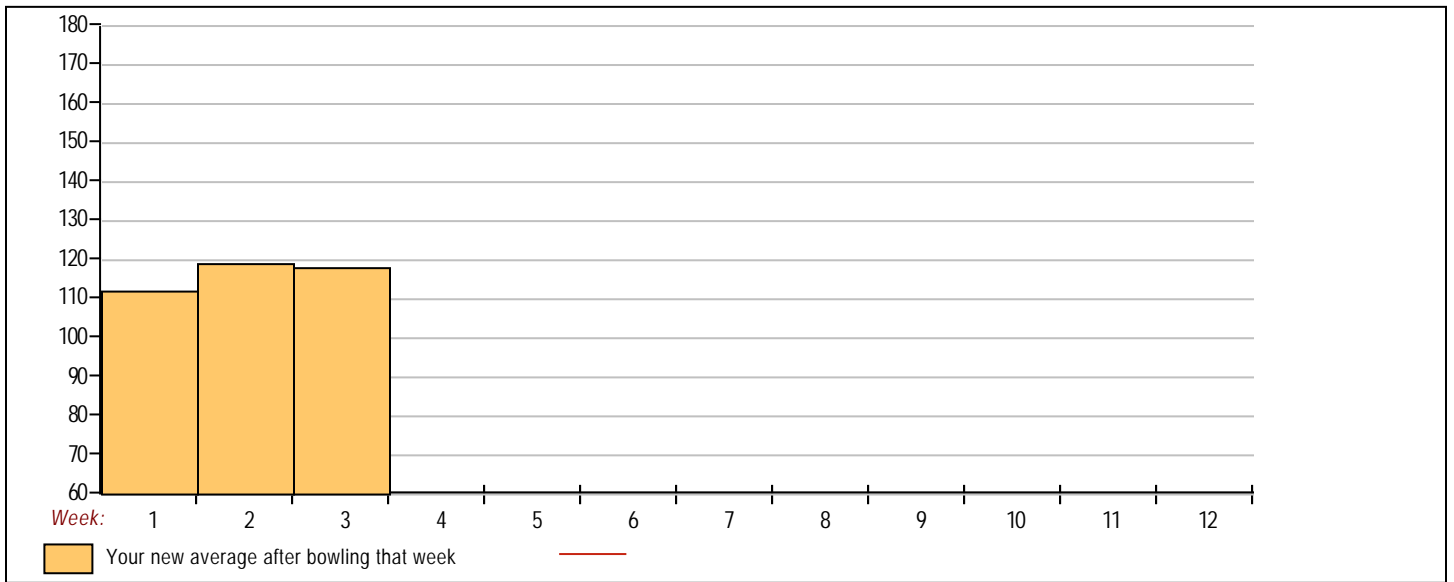
<u><100</u>	<u>100's</u>	<u>125's</u>	<u>150's</u>	<u>175's</u>	<u>200's</u>	<u>225's</u>	<u>250's</u>	<u>275's</u>	<u>300's</u>
3	2	3	1						
<u><400</u>	<u>400's</u>	<u>450's</u>	<u>500's</u>	<u>550's</u>	<u>600's</u>	<u>650's</u>	<u>700's</u>	<u>750's</u>	<u>800's</u>
3									

<u>Avg of Game 1</u>	<u>Avg of Game 2</u>	<u>Avg of Game 3</u>
116.00	121.67	117.67

High game of 154 on week 2 High series of 377 on week 2 High average of 119.00 after bowling week 2
 Low game of 90 on week 2 Low series of 337 on week 1 Low average of 112.33 after bowling week 1

High Scores by Game

Game #1: 154 on week 2 Game #2: 133 on week 2 Game #3: 141 on week 1



Note: This report includes information through May 27 which is Week 3 of 12

Alon Evans's Bowling Record - Team 22: Team 22

Week No.	Bowling Date	Old Avg	Old HDCP	-			Total	HDCP Total	Pins	Gms	---Average Change---			High Game	High Sers	HDCP Game	HDCP Sers		
				-1-	-2-	-3-					New - Old	--->	+/-						
1	05/13/26	bk153	53	158	174	107	439	598	439	3	146.33	-	0.00	=	146.33	174	439	227	598
2	05/20/26	bk153	53	112	208	188	508	667	947	6	157.83	-	146.33	=	11.50	208	508	261	667
3	05/27/26	bk153	53	181	201	171	553	712	1500	9	166.67	-	157.83	=	8.83	208	553	261	712



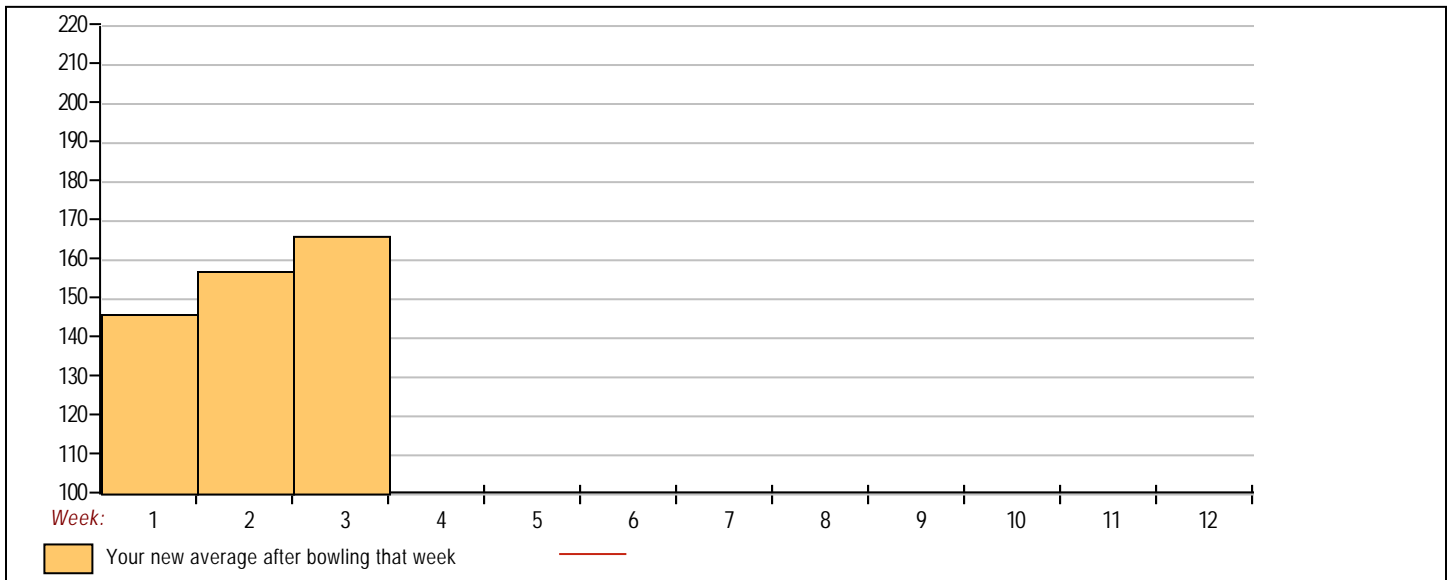
<u><100</u>	<u>100's</u>	<u>125's</u>	<u>150's</u>	<u>175's</u>	<u>200's</u>	<u>225's</u>	<u>250's</u>	<u>275's</u>	<u>300's</u>
	2		3	2	2				
<u><400</u>	<u>400's</u>	<u>450's</u>	<u>500's</u>	<u>550's</u>	<u>600's</u>	<u>650's</u>	<u>700's</u>	<u>750's</u>	<u>800's</u>
	1		1	1					

<u>Avg of Game 1</u>	<u>Avg of Game 2</u>	<u>Avg of Game 3</u>
150.33	194.33	155.33

High game of 208 on week 2 High series of 553 on week 3 High average of 166.67 after bowling week 3
 Low game of 107 on week 1 Low series of 439 on week 1 Low average of 146.33 after bowling week 1

High Scores by Game

Game #1: 181 on week 3 Game #2: 208 on week 2 Game #3: 188 on week 2



Note: This report includes information through May 27 which is Week 3 of 12

Alex Araya's Bowling Record - Team 22: Team 22

Week No.	Bowling Date	Old Avg	Old HDCP	-			Total	HDCP Total	Pins	Gms	---Average Change---			High Game	High Sers	HDCP Game	HDCP Sers		
				-1-	-2-	-3-					New - Old	--->	+/-						
1	05/13/26	bk157	50	171	170	140	481	631	481	3	160.33	-	0.00	=	160.33	171	481	221	631
2	05/20/26	bk157	50	a157	a157	a157	471	621	481	3	160.33	-	160.33	=	0.00	171	481	221	631
3	05/27/26	bk157	50	120	175	152	447	597	928	6	154.67	-	160.33	=	-5.67	175	481	225	631



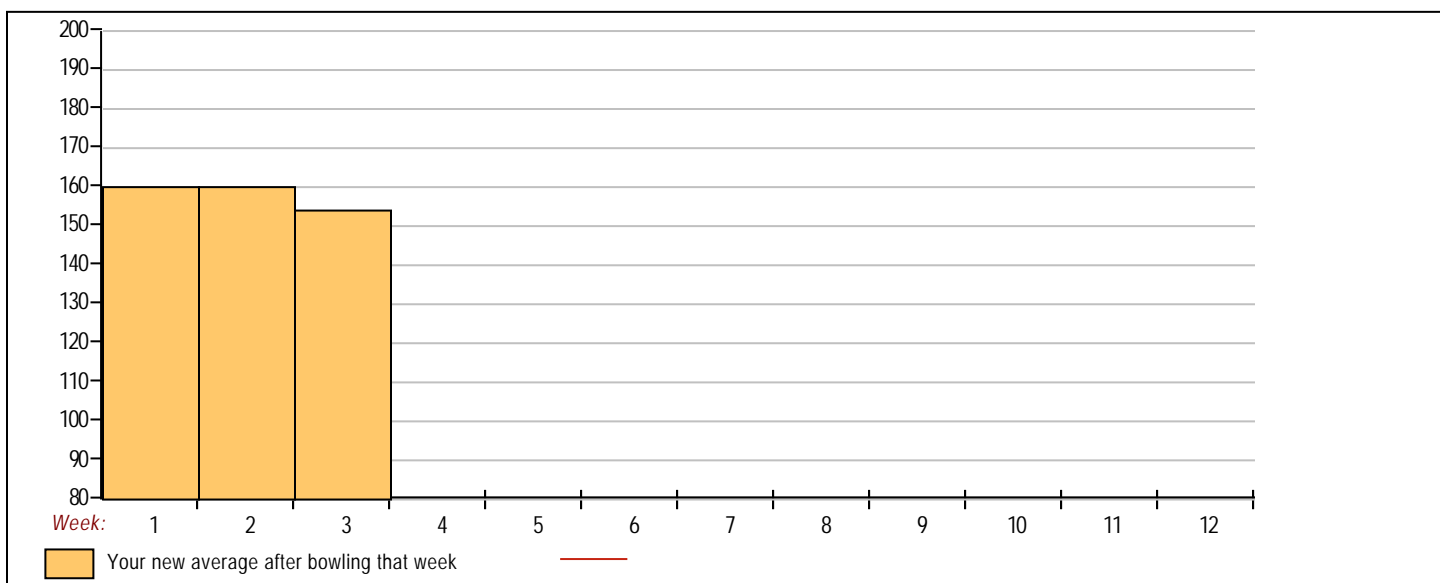
<u><100</u>	<u>100's</u>	<u>125's</u>	<u>150's</u>	<u>175's</u>	<u>200's</u>	<u>225's</u>	<u>250's</u>	<u>275's</u>	<u>300's</u>
	1	1	3	1					
<u><400</u>	<u>400's</u>	<u>450's</u>	<u>500's</u>	<u>550's</u>	<u>600's</u>	<u>650's</u>	<u>700's</u>	<u>750's</u>	<u>800's</u>
	1	1							

<u>Avg of Game 1</u>	<u>Avg of Game 2</u>	<u>Avg of Game 3</u>
145.50	172.50	146.00

High game of 175 on week 3 High series of 481 on week 1 High average of 160.33 after bowling week 1
 Low game of 120 on week 3 Low series of 447 on week 3 Low average of 154.67 after bowling week 3

High Scores by Game

Game #1: 171 on week 1 Game #2: 175 on week 3 Game #3: 152 on week 3



Note: This report includes information through May 27 which is Week 3 of 12

Trayon Campbell's Bowling Record - Team 22: Team 22

Week No.	Bowling Date	Old Avg	Old HDCP	-1-	-2-	-3-	Total	HDCP		---Average Change---			High Game	High Sers	HDCP Game	HDCP Sers		
								Total	Pins	Gms	New - Old	--->					+/-	
1	05/13/26	bk190	0				0	0	0	0	-	0.00	=	0.00	0	0		
2	05/20/26	bk190	0				0	0	0	0	-	0.00	=	0.00	0	0		
3	05/27/26	bk190	24				0	0	0	0	-	0.00	=	0.00	0	0		

<100 100's 125's 150's 175's 200's 225's 250's 275's 300's

<400 400's 450's 500's 550's 600's 650's 700's 750's 800's

Avg of Game 1 Avg of Game 2 Avg of Game 3

High game of 0 on week 0 High series of 0 on week 0 High average of 0.00 after bowling week 3
 Low game of 0 on week 0 Low series of 0 on week 0 Low average of 0.00 after bowling week 3

High Scores by Game

Game #1: 0 on week 0 Game #2: 0 on week 0 Game #3: 0 on week 0

