

Note: This report includes information through May 27 which is Week 3 of 12

Chris Nguyen's Bowling Record - Team 17: Noota Noota

Week No.	Bowling Date	Old Avg	Old HDCP	-			Total	HDCP Total	Pins Gms		---Average Change---			High Game	High Sers	HDCP Game	HDCP Sers		
				-1-	-2-	-3-			New	Old	--->	+/-							
1	05/13/26	bk166	43	165	168	147	480	609	480	3	160.00	-	0.00	=	160.00	168	480	211	609
2	05/20/26	bk166	0				0	0	480	3	160.00	-	160.00	=	0.00	168	480	211	609
3	05/27/26	bk166	43	207	163	176	546	675	1026	6	171.00	-	160.00	=	11.00	207	546	250	675

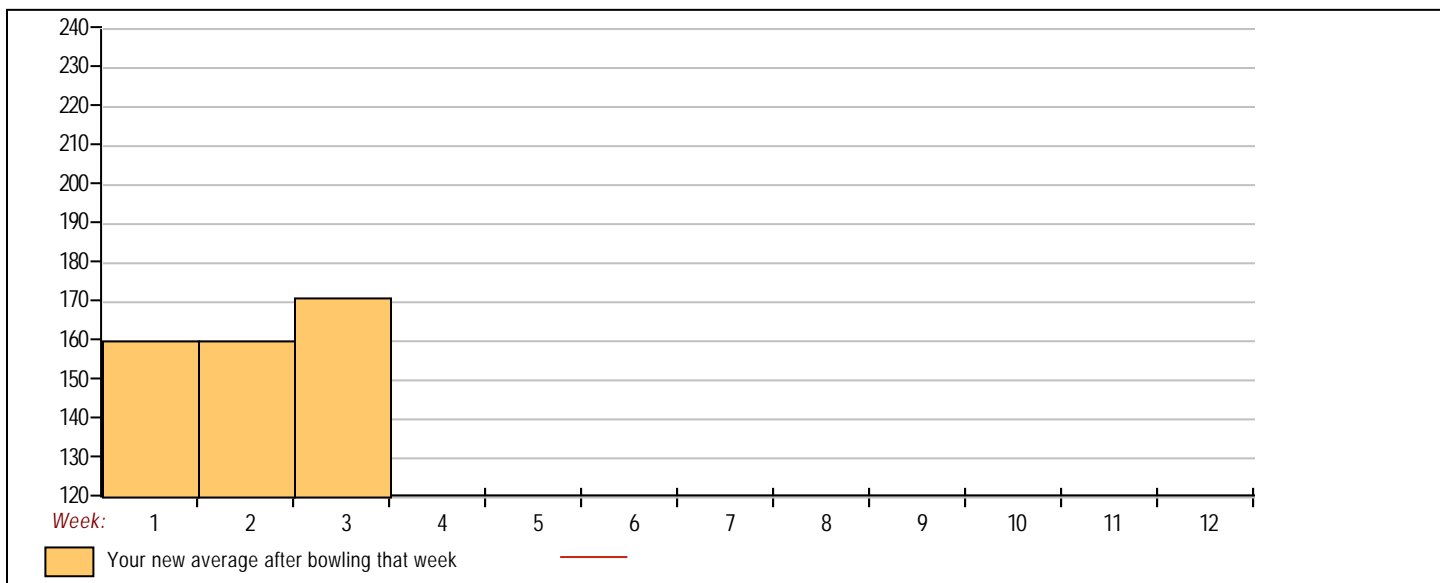


<u><100</u>	<u>100's</u>	<u>125's</u>	<u>150's</u>	<u>175's</u>	<u>200's</u>	<u>225's</u>	<u>250's</u>	<u>275's</u>	<u>300's</u>
		1	3	1	1				
<u><400</u>	<u>400's</u>	<u>450's</u>	<u>500's</u>	<u>550's</u>	<u>600's</u>	<u>650's</u>	<u>700's</u>	<u>750's</u>	<u>800's</u>
		1	1						

<u>Avg of Game 1</u>	<u>Avg of Game 2</u>	<u>Avg of Game 3</u>
186.00	165.50	161.50

High game of 207 on week 3 High series of 546 on week 3 High average of 171.00 after bowling week 3
 Low game of 147 on week 1 Low series of 480 on week 1 Low average of 160.00 after bowling week 1

High Scores by Game
 Game #1: 207 on week 3 Game #2: 168 on week 1 Game #3: 176 on week 3



Note: This report includes information through May 27 which is Week 3 of 12

Justin Lee's Bowling Record - Team 17: Noota Noota

Week No.	Bowling Date	Old Avg	Old HDCP	-			Total	HDCP Total	Pins		Gms	---Average Change---			High Game	High Sers	HDCP Game	HDCP Sers	
				-1-	-2-	-3-			New - Old	--->		+/-							
1	05/13/26	bk190	24	148	170	143	461	533	461	3	153.67	-	0.00	=	153.67	170	461	194	533
2	05/20/26	bk190	24	172	147	149	468	540	929	6	154.83	-	153.67	=	1.17	172	468	196	540
3	05/27/26	bk190	24	182	226	167	575	647	1504	9	167.11	-	154.83	=	12.28	226	575	250	647

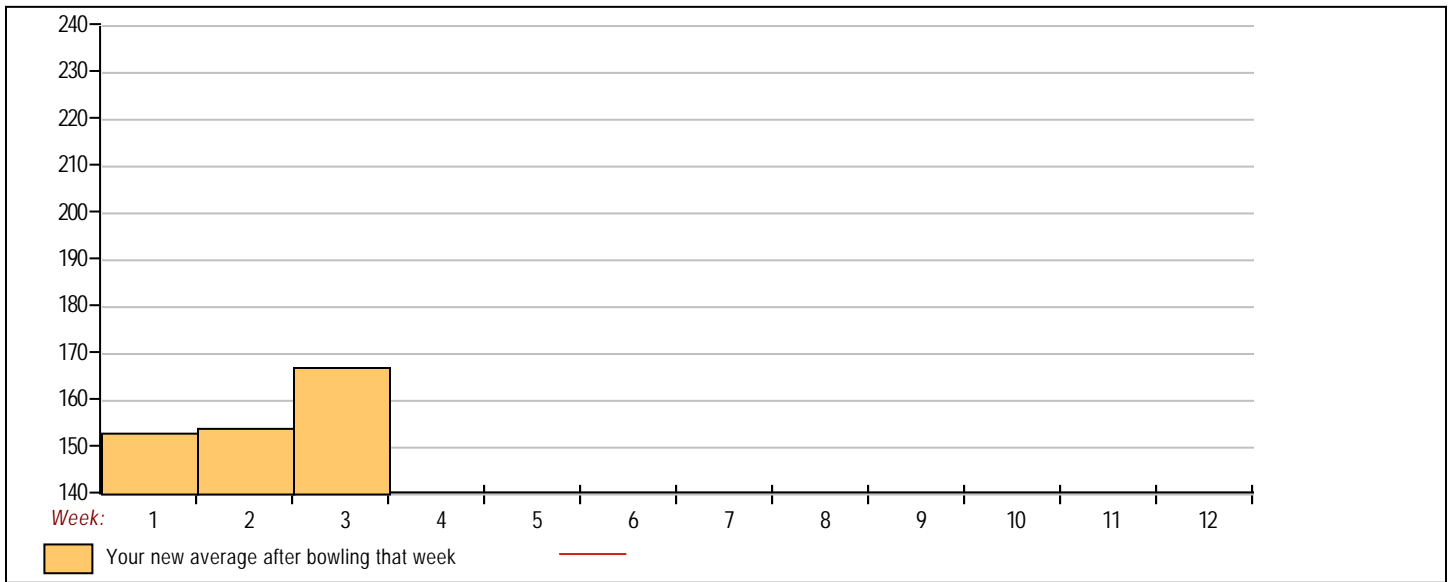


<u><100</u>	<u>100's</u>	<u>125's</u>	<u>150's</u>	<u>175's</u>	<u>200's</u>	<u>225's</u>	<u>250's</u>	<u>275's</u>	<u>300's</u>
		4	3	1		1			
<u><400</u>	<u>400's</u>	<u>450's</u>	<u>500's</u>	<u>550's</u>	<u>600's</u>	<u>650's</u>	<u>700's</u>	<u>750's</u>	<u>800's</u>
		2		1					

<u>Avg of Game 1</u>	<u>Avg of Game 2</u>	<u>Avg of Game 3</u>
167.33	181.00	153.00

High game of 226 on week 3 High series of 575 on week 3 High average of 167.11 after bowling week 3
 Low game of 143 on week 1 Low series of 461 on week 1 Low average of 153.67 after bowling week 1

High Scores by Game
 Game #1: 182 on week 3 Game #2: 226 on week 3 Game #3: 167 on week 3



Note: This report includes information through May 27 which is Week 3 of 12

Kody Fong's Bowling Record - Team 17: Noota Noota

Week No.	Bowling Date	Old Avg	Old HDCP	-1-	-2-	-3-	Total	HDCP Total	Pins	Gms	---Average Change---			High Game	High Sers	HDCP Game	HDCP Sers		
											New - Old ---> +/-								
1	05/13/26	bk197	18	199	157	219	575	629	575	3	191.67	-	0.00	=	191.67	219	575	237	629
2	05/20/26	bk197	18	147	200	180	527	581	1102	6	183.67	-	191.67	=	-8.00	219	575	237	629
3	05/27/26	bk197	18	181	191	277	649	703	1751	9	194.56	-	183.67	=	10.89	277	649	295	703



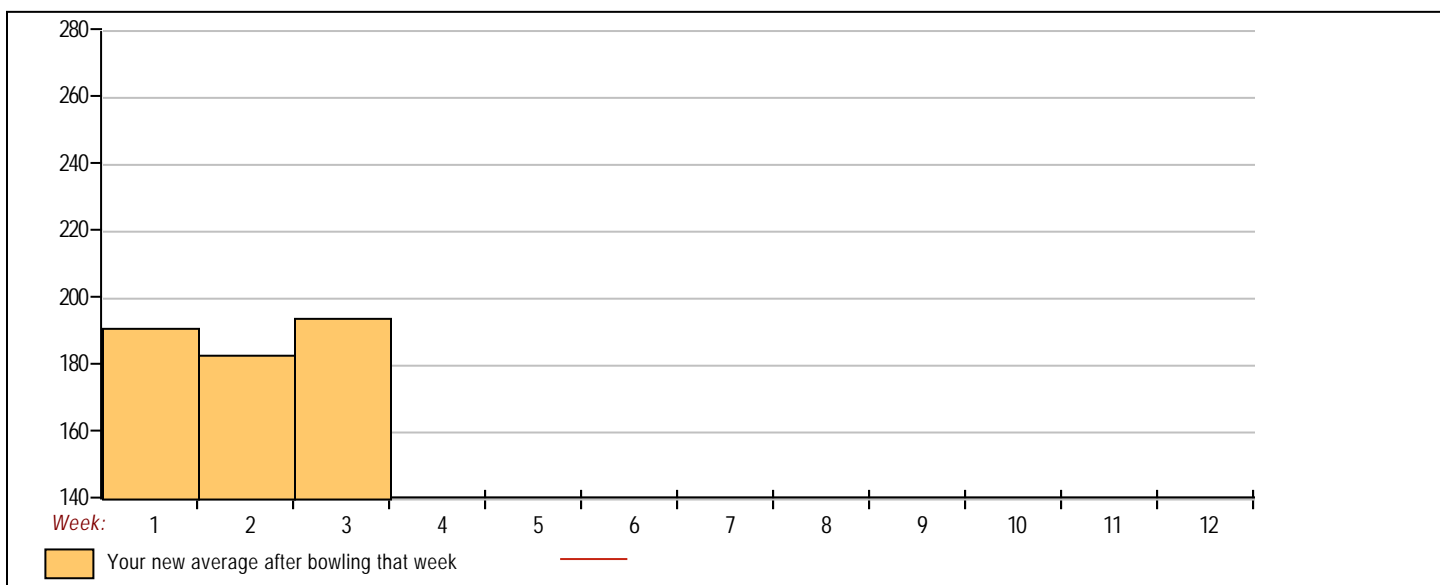
<u><100</u>	<u>100's</u>	<u>125's</u>	<u>150's</u>	<u>175's</u>	<u>200's</u>	<u>225's</u>	<u>250's</u>	<u>275's</u>	<u>300's</u>
		1	1	4	2			1	
<u><400</u>	<u>400's</u>	<u>450's</u>	<u>500's</u>	<u>550's</u>	<u>600's</u>	<u>650's</u>	<u>700's</u>	<u>750's</u>	<u>800's</u>
			1	1	1				

<u>Avg of Game 1</u>	<u>Avg of Game 2</u>	<u>Avg of Game 3</u>
175.67	182.67	225.33

High game of 277 on week 3 High series of 649 on week 3 High average of 194.56 after bowling week 3
 Low game of 147 on week 2 Low series of 527 on week 2 Low average of 183.67 after bowling week 2

High Scores by Game

Game #1: 199 on week 1 Game #2: 200 on week 2 Game #3: 277 on week 3



Note: This report includes information through May 27 which is Week 3 of 12

Jonathan Ng's Bowling Record - Team 17: Noota Noota

Week No.	Bowling Date	Old Avg	Old HDCP	-			Total	HDCP Total	Pins	Gms	---Average Change---			High Game	High Sers	HDCP Game	HDCP Sers		
				-1-	-2-	-3-					New - Old	--->	+/-						
2	05/20/26	bk209	8	203	224	223	650	674	650	3	216.67	-	0.00	=	216.67	224	650	232	674
3	05/27/26	bk209	8				0	0	650	3	216.67	-	216.67	=	0.00	224	650	232	674



<u><100</u>	<u>100's</u>	<u>125's</u>	<u>150's</u>	<u>175's</u>	<u>200's</u>	<u>225's</u>	<u>250's</u>	<u>275's</u>	<u>300's</u>
					3				
<u><400</u>	<u>400's</u>	<u>450's</u>	<u>500's</u>	<u>550's</u>	<u>600's</u>	<u>650's</u>	<u>700's</u>	<u>750's</u>	<u>800's</u>
						1			

<u>Avg of Game 1</u>	<u>Avg of Game 2</u>	<u>Avg of Game 3</u>
203.00	224.00	223.00

High game of 224 on week 2 High series of 650 on week 2 High average of 216.67 after bowling week 2
 Low game of 203 on week 2 Low series of 650 on week 2 Low average of 216.67 after bowling week 2

High Scores by Game

Game #1: 203 on week 2 Game #2: 224 on week 2 Game #3: 223 on week 2

