

Note: This report includes information through May 27 which is Week 3 of 12

**Kathy Hao's Bowling Record - Team 16: Kimchi Adobo**

Week No.	Bowling Date	Old Avg	Old HDCP	-1-	-2-	-3-	Total	HDCP Total	Pins	Gms	---Average Change---			High Game	High Sers	HDCP Game	HDCP Sers		
											New - Old ---> +/-								
1	05/13/26	bk104	92	98	98	100	296	572	296	3	98.67	-	0.00	=	98.67	100	296	192	572
2	05/20/26	bk104	0				0	0	296	3	98.67	-	98.67	=	0.00	100	296	192	572
3	05/27/26	bk104	92	127	115	99	341	617	637	6	106.17	-	98.67	=	7.50	127	341	219	617



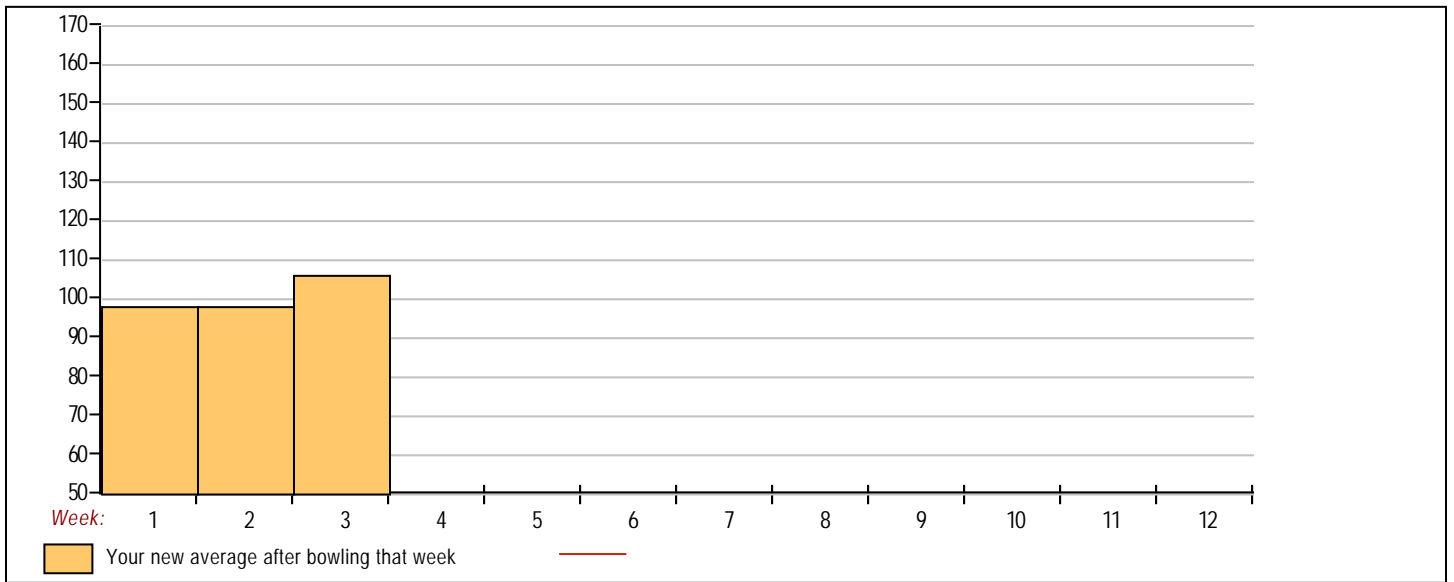
<u>&lt;100</u>	<u>100's</u>	<u>125's</u>	<u>150's</u>	<u>175's</u>	<u>200's</u>	<u>225's</u>	<u>250's</u>	<u>275's</u>	<u>300's</u>
3	2	1							
<u>&lt;400</u>	<u>400's</u>	<u>450's</u>	<u>500's</u>	<u>550's</u>	<u>600's</u>	<u>650's</u>	<u>700's</u>	<u>750's</u>	<u>800's</u>
2									

<u>Avg of Game 1</u>	<u>Avg of Game 2</u>	<u>Avg of Game 3</u>
112.50	106.50	99.50

High game of 127 on week 3      High series of 341 on week 3      High average of 106.17 after bowling week 3  
 Low game of 98 on week 1      Low series of 296 on week 1      Low average of 98.67 after bowling week 1

High Scores by Game

Game #1: 127 on week 3    Game #2: 115 on week 3    Game #3: 100 on week 1



Note: This report includes information through May 27 which is Week 3 of 12

**Andrea Dornio's Bowling Record - Team 16: Kimchi Adobo**

Week No.	Bowling Date	Old Avg	Old HDCP	-1-	-2-	-3-	Total	HDCP		---Average Change---			High Game	High Sers	HDCP Game	HDCP Sers			
								Total	Pins	Gms	New	Old					---> +/-		
1	05/13/26	bk114	0				0	0	0	0	-	0.00	=	0.00	0	0			
2	05/20/26	bk114	84	72	105	131	308	560	308	3	102.67	-	0.00	=	102.67	131	308	215	560
3	05/27/26	bk114	84	110	103	145	358	610	666	6	111.00	-	102.67	=	8.33	145	358	229	610

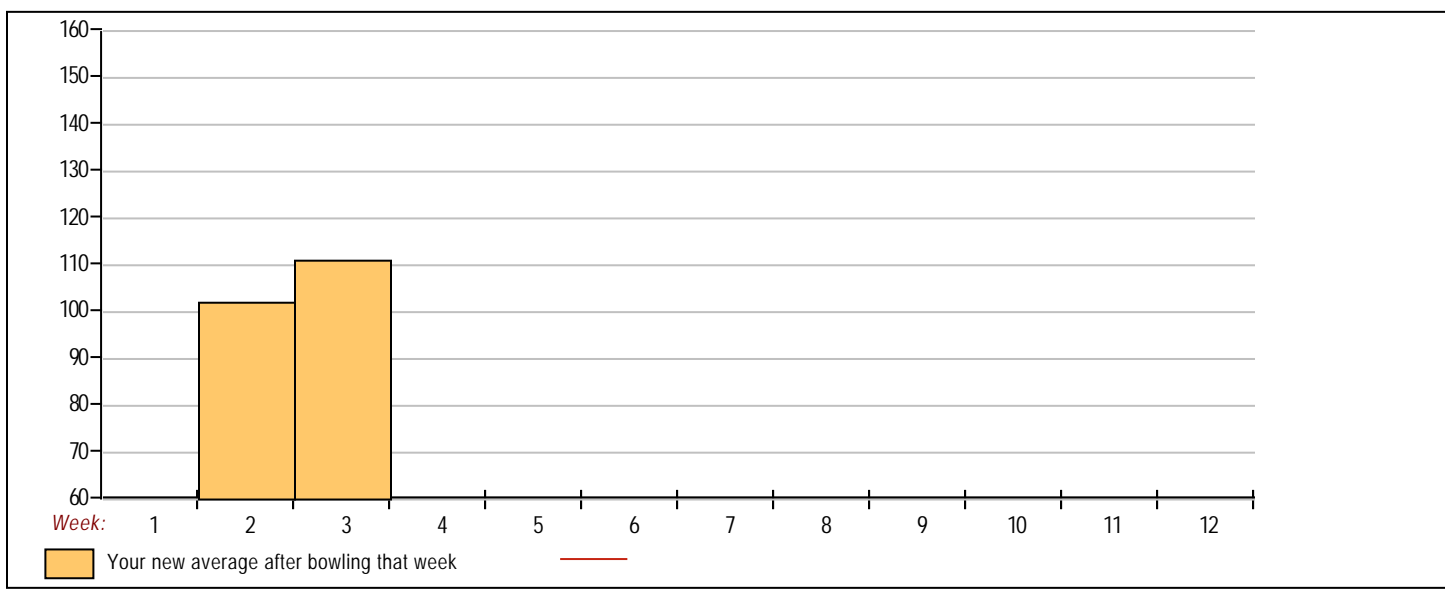


<u>&lt;100</u>	<u>100's</u>	<u>125's</u>	<u>150's</u>	<u>175's</u>	<u>200's</u>	<u>225's</u>	<u>250's</u>	<u>275's</u>	<u>300's</u>
1	3	2							
<u>&lt;400</u>	<u>400's</u>	<u>450's</u>	<u>500's</u>	<u>550's</u>	<u>600's</u>	<u>650's</u>	<u>700's</u>	<u>750's</u>	<u>800's</u>
2									

<u>Avg of Game 1</u>	<u>Avg of Game 2</u>	<u>Avg of Game 3</u>
91.00	104.00	138.00

High game of 145 on week 3      High series of 358 on week 3      High average of 111.00 after bowling week 3  
 Low game of 72 on week 2      Low series of 308 on week 2      Low average of 102.67 after bowling week 2

High Scores by Game  
 Game #1: 110 on week 3    Game #2: 105 on week 2    Game #3: 145 on week 3



Note: This report includes information through May 27 which is Week 3 of 12

**Dio Doronio's Bowling Record - Team 16: Kimchi Adobo**

Week No.	Bowling Date	Old Avg	Old HDCP	-			Total	HDCP Total	Pins Gms		---Average Change---			High Game	High Sers	HDCP Game	HDCP Sers		
				-1-	-2-	-3-			New	Old	--->	+/-							
1	05/13/26	bk200	16	214	178	190	582	630	582	3	194.00	-	0.00	=	194.00	214	582	230	630
2	05/20/26	bk200	16	266	215	207	688	736	1270	6	211.67	-	194.00	=	17.67	266	688	282	736
3	05/27/26	bk200	16	244	204	211	659	707	1929	9	214.33	-	211.67	=	2.67	266	688	282	736

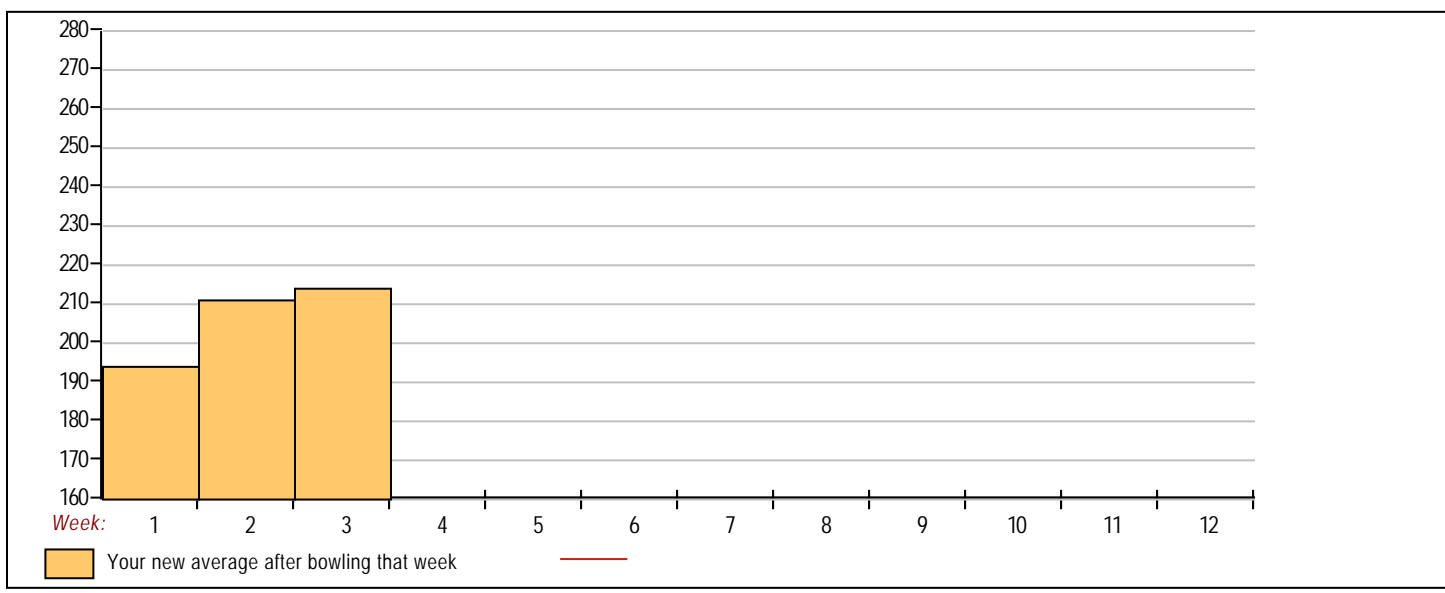


<u>&lt;100</u>	<u>100's</u>	<u>125's</u>	<u>150's</u>	<u>175's</u>	<u>200's</u>	<u>225's</u>	<u>250's</u>	<u>275's</u>	<u>300's</u>
				2	5	1	1		
<u>&lt;400</u>	<u>400's</u>	<u>450's</u>	<u>500's</u>	<u>550's</u>	<u>600's</u>	<u>650's</u>	<u>700's</u>	<u>750's</u>	<u>800's</u>
				1		2			

<u>Avg of Game 1</u>	<u>Avg of Game 2</u>	<u>Avg of Game 3</u>
241.33	199.00	202.67

High game of 266 on week 2      High series of 688 on week 2      High average of 214.33 after bowling week 3  
 Low game of 178 on week 1      Low series of 582 on week 1      Low average of 194.00 after bowling week 1

High Scores by Game  
 Game #1: 266 on week 2    Game #2: 215 on week 2    Game #3: 211 on week 3



Note: This report includes information through May 27 which is Week 3 of 12

**Minsuk Doronio's Bowling Record - Team 16: Kimchi Adobo**

Week No.	Bowling Date	Old Avg	Old HDCP	-1-	-2-	-3-	Total	HDCP		---Average Change---			High Game	High Sers	HDCP Game	HDCP Sers			
								Total	Pins	Gms	New - Old	--->					+/-		
1	05/13/26	bk90	0				0	0	0	0	-	0.00	=	0.00	0	0			
2	05/20/26	bk90	104	75	84	82	241	553	241	3	80.33	-	0.00	=	80.33	84	241	188	553
3	05/27/26	bk90	104				0	0	241	3	80.33	-	80.33	=	0.00	84	241	188	553

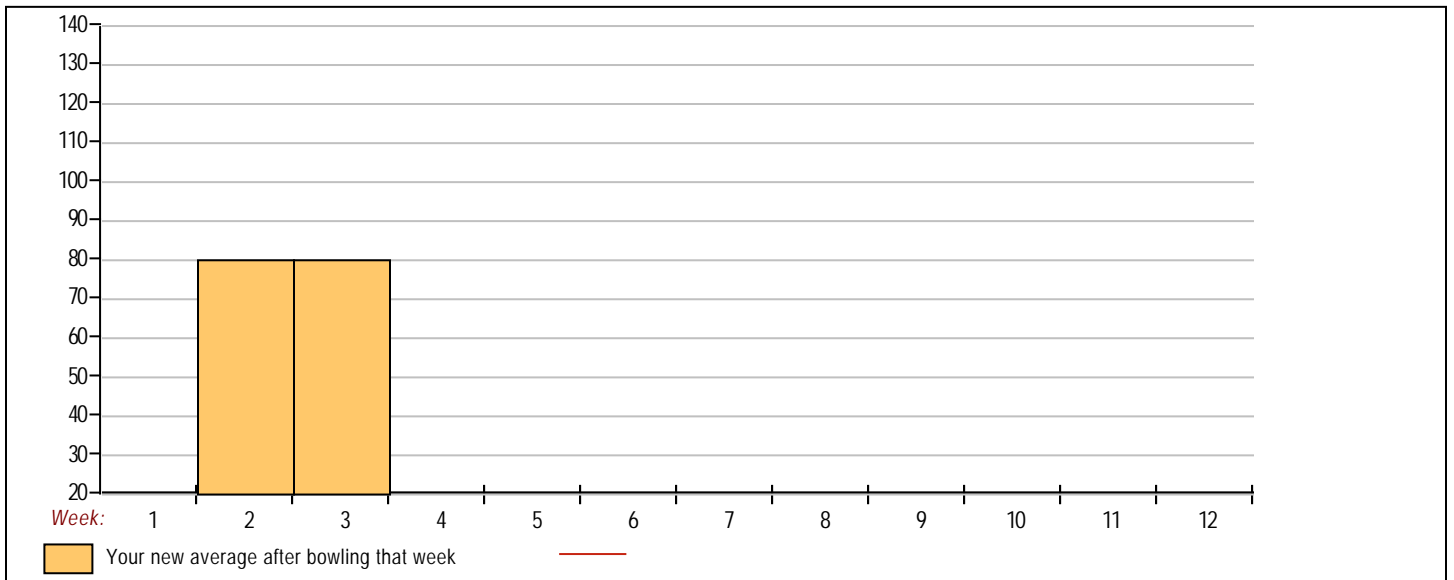


<u>&lt;100</u>	<u>100's</u>	<u>125's</u>	<u>150's</u>	<u>175's</u>	<u>200's</u>	<u>225's</u>	<u>250's</u>	<u>275's</u>	<u>300's</u>
3									
<u>&lt;400</u>	<u>400's</u>	<u>450's</u>	<u>500's</u>	<u>550's</u>	<u>600's</u>	<u>650's</u>	<u>700's</u>	<u>750's</u>	<u>800's</u>
1									

<u>Avg of Game 1</u>	<u>Avg of Game 2</u>	<u>Avg of Game 3</u>
75.00	84.00	82.00

High game of 84 on week 2      High series of 241 on week 2      High average of 80.33 after bowling week 2  
 Low game of 75 on week 2      Low series of 241 on week 2      Low average of 80.33 after bowling week 2

High Scores by Game  
 Game #1: 75 on week 2    Game #2: 84 on week 2    Game #3: 82 on week 2



Note: This report includes information through May 27 which is Week 3 of 12

**Antonia Li's Bowling Record - Team 16: Kimchi Adobo**

Week No.	Bowling Date	Old Avg	Old HDCP	HDCP			Total	HDCP Total	Pins	Gms	---Average Change---			High Game	High Sers	HDCP Game	HDCP Sers		
				-1-	-2-	-3-					New - Old	--->	+/-						
1	05/13/26	bk95	100	77	108	100	285	585	285	3	95.00	-	0.00	=	95.00	108	285	208	585
2	05/20/26	bk95	0				0	0	285	3	95.00	-	95.00	=	0.00	108	285	208	585
3	05/27/26	bk95	100				0	0	285	3	95.00	-	95.00	=	0.00	108	285	208	585



<u>&lt;100</u>	<u>100's</u>	<u>125's</u>	<u>150's</u>	<u>175's</u>	<u>200's</u>	<u>225's</u>	<u>250's</u>	<u>275's</u>	<u>300's</u>
1	2								
<u>&lt;400</u>	<u>400's</u>	<u>450's</u>	<u>500's</u>	<u>550's</u>	<u>600's</u>	<u>650's</u>	<u>700's</u>	<u>750's</u>	<u>800's</u>
1									

<u>Avg of Game 1</u>	<u>Avg of Game 2</u>	<u>Avg of Game 3</u>
77.00	108.00	100.00

High game of 108 on week 1      High series of 285 on week 1      High average of 95.00 after bowling week 1  
 Low game of 77 on week 1      Low series of 285 on week 1      Low average of 95.00 after bowling week 1

High Scores by Game

Game #1: 77 on week 1    Game #2: 108 on week 1    Game #3: 100 on week 1

