

Note: This report includes information through May 27 which is Week 3 of 12

Connie Rosete's Bowling Record - Team 14: B.A.M.

Week No.	Bowling Date	Old Avg	Old HDCP	-1-	-2-	-3-	Total	HDCP Total	Pins	Gms	---Average Change---			High Game	High Sers	HDCP Game	HDCP Sers		
											New - Old	-->	+/-						
1	05/13/26	bk142	62	153	132	117	402	588	402	3	134.00	-	0.00	=	134.00	153	402	215	588
2	05/20/26	bk142	62	118	114	193	425	611	827	6	137.83	-	134.00	=	3.83	193	425	255	611
3	05/27/26	bk142	62	111	92	153	356	542	1183	9	131.44	-	137.83	=	-6.39	193	425	255	611

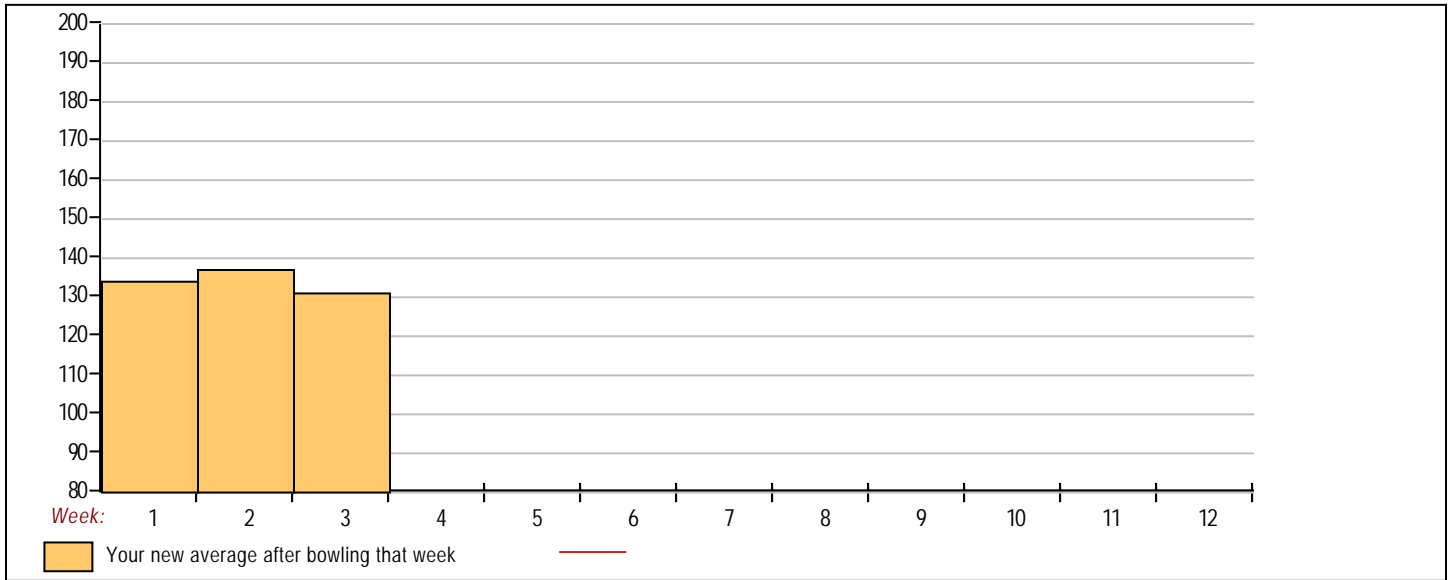
<u><100</u>	<u>100's</u>	<u>125's</u>	<u>150's</u>	<u>175's</u>	<u>200's</u>	<u>225's</u>	<u>250's</u>	<u>275's</u>	<u>300's</u>
1	4	1	2	1					
<u><400</u>	<u>400's</u>	<u>450's</u>	<u>500's</u>	<u>550's</u>	<u>600's</u>	<u>650's</u>	<u>700's</u>	<u>750's</u>	<u>800's</u>
1	2								

<u>Avg of Game 1</u>	<u>Avg of Game 2</u>	<u>Avg of Game 3</u>
127.33	112.67	154.33

High game of 193 on week 2 High series of 425 on week 2 High average of 137.83 after bowling week 2
 Low game of 92 on week 3 Low series of 356 on week 3 Low average of 131.44 after bowling week 3

High Scores by Game

Game #1: 153 on week 1 Game #2: 132 on week 1 Game #3: 193 on week 2



Note: This report includes information through May 27 which is Week 3 of 12

Brandon Arnold's Bowling Record - Team 14: B.A.M.

Week No.	Bowling Date	Old Avg	Old HDCP	-			Total	HDCP Total	Pins	Gms	---Average Change---			High Game	High Sers	HDCP Game	HDCP Sers		
				-1-	-2-	-3-					New - Old	--->	+/-						
1	05/13/26	bk156	51	140	171	191	502	655	502	3	167.33	-	0.00	=	167.33	191	502	242	655
2	05/20/26	bk156	51	165	219	140	524	677	1026	6	171.00	-	167.33	=	3.67	219	524	270	677
3	05/27/26	bk156	51	113	164	154	431	584	1457	9	161.89	-	171.00	=	-9.11	219	524	270	677

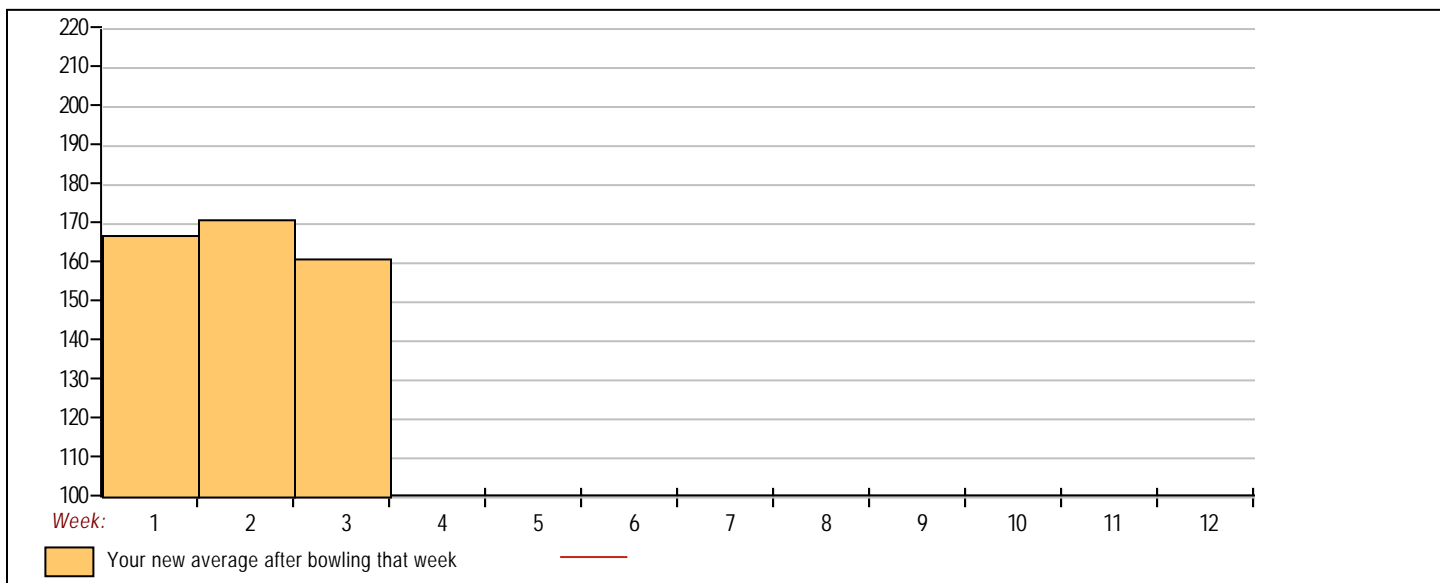


<u><100</u>	<u>100's</u>	<u>125's</u>	<u>150's</u>	<u>175's</u>	<u>200's</u>	<u>225's</u>	<u>250's</u>	<u>275's</u>	<u>300's</u>
	1	2	4	1	1				
<u><400</u>	<u>400's</u>	<u>450's</u>	<u>500's</u>	<u>550's</u>	<u>600's</u>	<u>650's</u>	<u>700's</u>	<u>750's</u>	<u>800's</u>
	1		2						

<u>Avg of Game 1</u>	<u>Avg of Game 2</u>	<u>Avg of Game 3</u>
139.33	184.67	161.67

High game of 219 on week 2 High series of 524 on week 2 High average of 171.00 after bowling week 2
 Low game of 113 on week 3 Low series of 431 on week 3 Low average of 161.89 after bowling week 3

High Scores by Game
 Game #1: 165 on week 2 Game #2: 219 on week 2 Game #3: 191 on week 1



Note: This report includes information through May 27 which is Week 3 of 12

Hugh Rosen's Bowling Record - Team 14: B.A.M.

Week No.	Bowling Date	Old Avg	Old HDCP	-1-	-2-	-3-	Total	HDCP Total	Pins	Gms	---Average Change---			High Game	High Sers	HDCP Game	HDCP Sers		
											New - Old	--->	+/-						
1	05/13/26	bk185	0				0	0	0	0	-	0.00	=	0.00	0	0			
2	05/20/26	bk185	0				0	0	0	0	-	0.00	=	0.00	0	0			
3	05/27/26	bk185	28	183	258	183	624	708	624	3	208.00	-	0.00	=	208.00	258	624	286	708

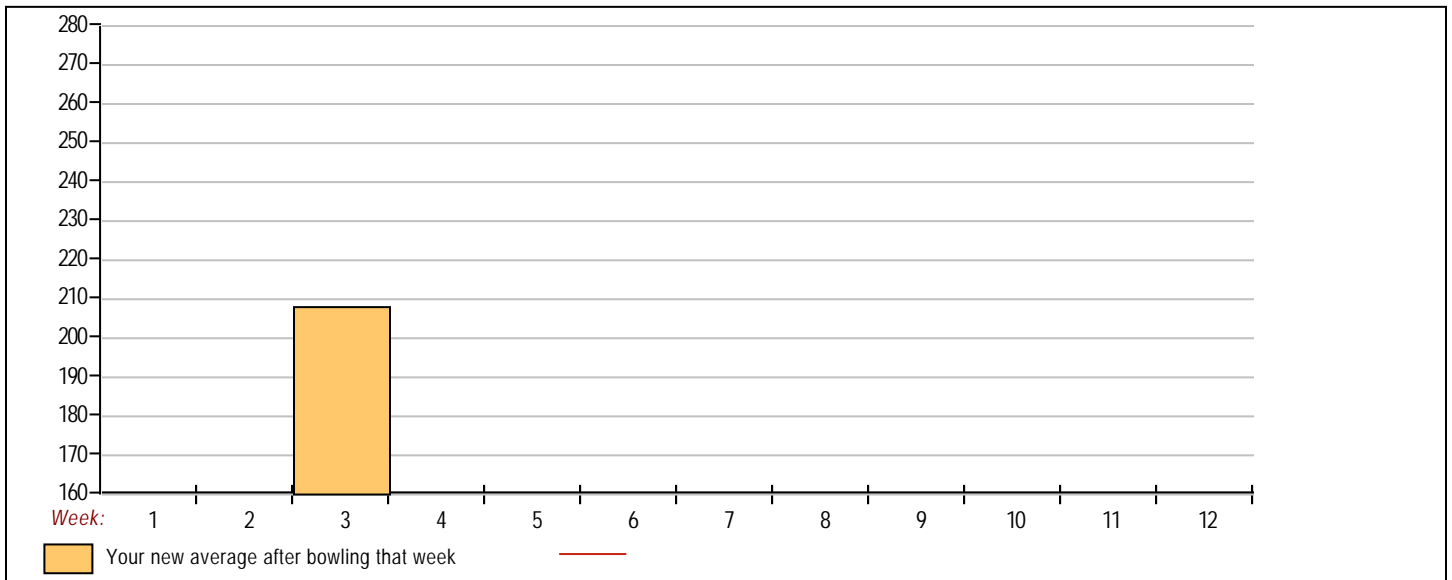


<u><100</u>	<u>100's</u>	<u>125's</u>	<u>150's</u>	<u>175's</u>	<u>200's</u>	<u>225's</u>	<u>250's</u>	<u>275's</u>	<u>300's</u>
				2			1		
<u><400</u>	<u>400's</u>	<u>450's</u>	<u>500's</u>	<u>550's</u>	<u>600's</u>	<u>650's</u>	<u>700's</u>	<u>750's</u>	<u>800's</u>
					1				

<u>Avg of Game 1</u>	<u>Avg of Game 2</u>	<u>Avg of Game 3</u>
183.00	258.00	183.00

High game of 258 on week 3 High series of 624 on week 3 High average of 208.00 after bowling week 3
 Low game of 183 on week 3 Low series of 624 on week 3 Low average of 208.00 after bowling week 3

High Scores by Game
 Game #1: 183 on week 3 Game #2: 258 on week 3 Game #3: 183 on week 3



Note: This report includes information through May 27 which is Week 3 of 12

Michael Morgan's Bowling Record - Team 14: B.A.M.

Week No.	Bowling Date	Old Avg	Old HDCP	-1- -2- -3-			Total	HDCP Total	Pins	Gms	---Average Change---			High Game	High Sers	HDCP Game	HDCP Sers		
				-1-	-2-	-3-					New - Old	--->	+/-						
1	05/13/26	bk188	25	213	217	227	657	732	657	3	219.00	-	0.00	=	219.00	227	657	252	732
2	05/20/26	bk188	25	256	205	189	650	725	1307	6	217.83	-	219.00	=	-1.17	256	657	281	732
3	05/27/26	bk188	25				0	0	1307	6	217.83	-	217.83	=	0.00	256	657	281	732

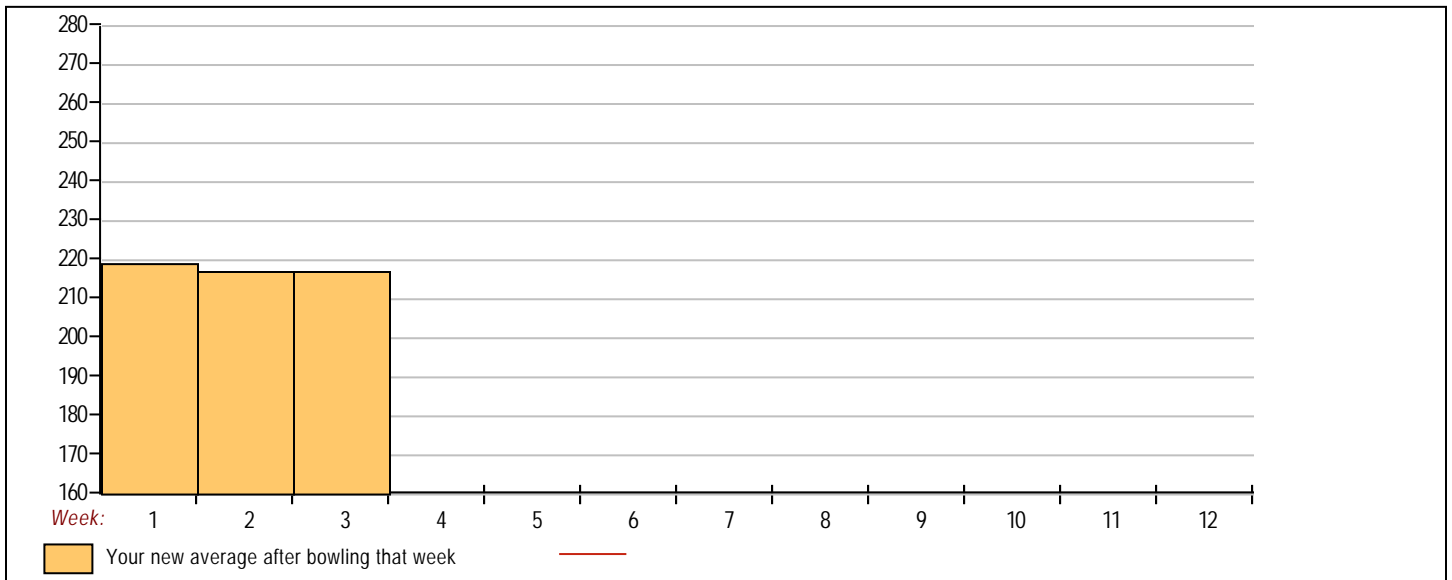


<u><100</u>	<u>100's</u>	<u>125's</u>	<u>150's</u>	<u>175's</u>	<u>200's</u>	<u>225's</u>	<u>250's</u>	<u>275's</u>	<u>300's</u>
				1	3	1	1		
<u><400</u>	<u>400's</u>	<u>450's</u>	<u>500's</u>	<u>550's</u>	<u>600's</u>	<u>650's</u>	<u>700's</u>	<u>750's</u>	<u>800's</u>
						2			

<u>Avg of Game 1</u>	<u>Avg of Game 2</u>	<u>Avg of Game 3</u>
234.50	211.00	208.00

High game of 256 on week 2 High series of 657 on week 1 High average of 219.00 after bowling week 1
 Low game of 189 on week 2 Low series of 650 on week 2 Low average of 217.83 after bowling week 2

High Scores by Game
 Game #1: 256 on week 2 Game #2: 217 on week 1 Game #3: 227 on week 1



Note: This report includes information through May 27 which is Week 3 of 12

Angela Morgan's Bowling Record - Team 14: B.A.M.

Week No.	Bowling Date	Old Avg	Old HDCP	-1-	-2-	-3-	Total	HDCP Total	Pins	Gms	---Average Change---			High Game	High Sers	HDCP Game	HDCP Sers
											New - Old	--->	+/-				
1	05/13/26	bk149	0				0	0	0	0		- 0.00 = 0.00	0	0			
2	05/20/26	bk149	0				0	0	0	0		- 0.00 = 0.00	0	0			
3	05/27/26	bk149	56				0	0	0	0		- 0.00 = 0.00	0	0			



<100 100's 125's 150's 175's 200's 225's 250's 275's 300's

<400 400's 450's 500's 550's 600's 650's 700's 750's 800's

Avg of Game 1 Avg of Game 2 Avg of Game 3

High game of 0 on week 0 High series of 0 on week 0 High average of 0.00 after bowling week 3
 Low game of 0 on week 0 Low series of 0 on week 0 Low average of 0.00 after bowling week 3

High Scores by Game

Game #1: 0 on week 0 Game #2: 0 on week 0 Game #3: 0 on week 0

