

Note: This report includes information through May 27 which is Week 3 of 12

Aaron Luong's Bowling Record - Team 11: Team 11

Week No.	Bowling Date	Old Avg	Old HDCP	Series			Total	HDCP Total	Pins Gms		---Average Change---			High Game	High Sers	HDCP Game	HDCP Sers
				-1-	-2-	-3-			Total	Total	New - Old	---> +/-					
1	05/13/26	bk182	30	125	153	196	474	564	474	3	158.00	- 0.00	= 158.00	196	474	226	564
2	05/20/26	bk182	30	192	209	182	583	673	1057	6	176.17	- 158.00	= 18.17	209	583	239	673
3	05/27/26	bk182	30	185	204	185	574	664	1631	9	181.22	- 176.17	= 5.06	209	583	239	673

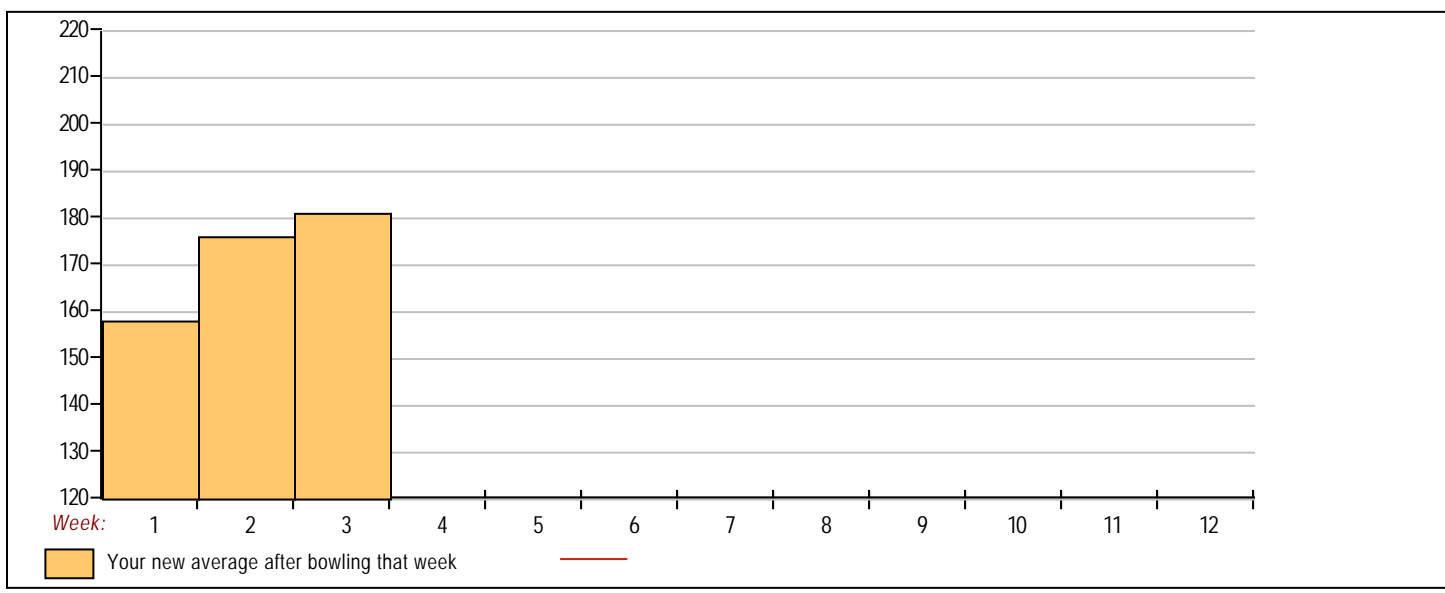


<u><100</u>	<u>100's</u>	<u>125's</u>	<u>150's</u>	<u>175's</u>	<u>200's</u>	<u>225's</u>	<u>250's</u>	<u>275's</u>	<u>300's</u>
		1	1	5	2				
<u><400</u>	<u>400's</u>	<u>450's</u>	<u>500's</u>	<u>550's</u>	<u>600's</u>	<u>650's</u>	<u>700's</u>	<u>750's</u>	<u>800's</u>
		1		2					

<u>Avg of Game 1</u>	<u>Avg of Game 2</u>	<u>Avg of Game 3</u>
167.33	188.67	187.67

High game of 209 on week 2 High series of 583 on week 2 High average of 181.22 after bowling week 3
 Low game of 125 on week 1 Low series of 474 on week 1 Low average of 158.00 after bowling week 1

High Scores by Game
 Game #1: 192 on week 2 Game #2: 209 on week 2 Game #3: 196 on week 1



Note: This report includes information through May 27 which is Week 3 of 12

George Fernandez's Bowling Record - Team 11: Team 11

Week No.	Bowling Date	Old Avg	Old HDCP	-1-	-2-	-3-	Total	HDCP Total	Pins	Gms	---Average Change---			High Game	High Sers	HDCP Game	HDCP Sers		
											New - Old ---> +/-								
3	05/27/26	bk183	29	175	231	181	587	674	587	3	195.67	-	0.00	=	195.67	231	587	260	674



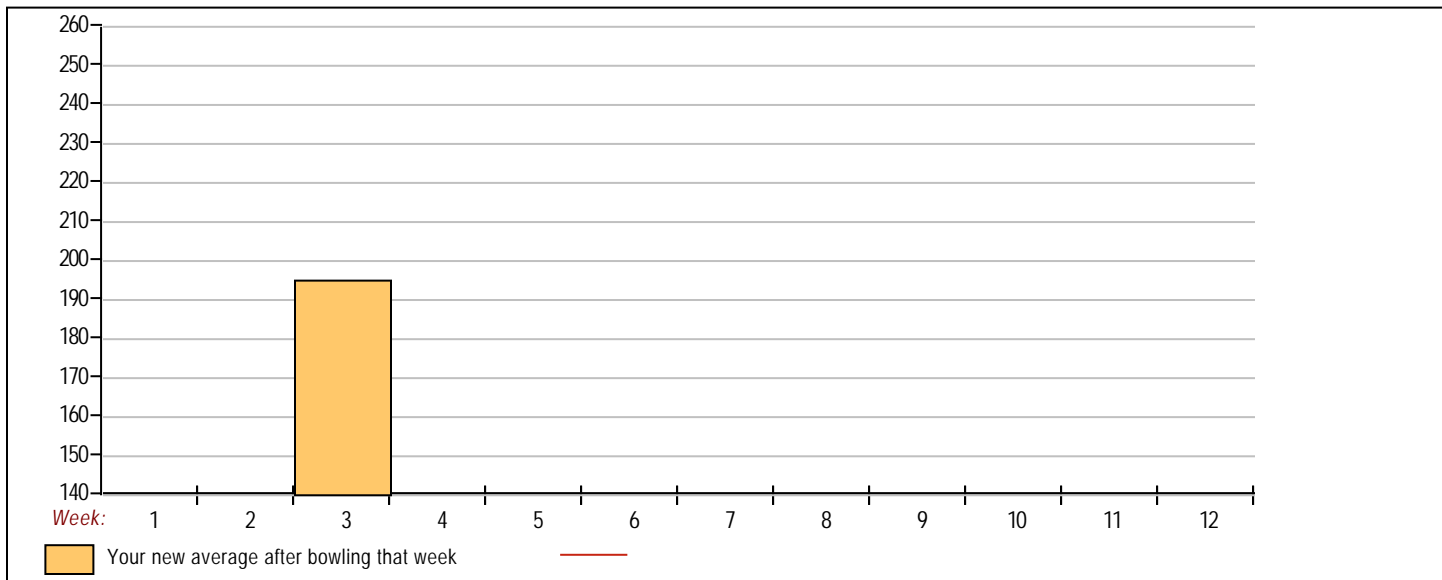
<u><100</u>	<u>100's</u>	<u>125's</u>	<u>150's</u>	<u>175's</u>	<u>200's</u>	<u>225's</u>	<u>250's</u>	<u>275's</u>	<u>300's</u>
				2		1			
<u><400</u>	<u>400's</u>	<u>450's</u>	<u>500's</u>	<u>550's</u>	<u>600's</u>	<u>650's</u>	<u>700's</u>	<u>750's</u>	<u>800's</u>
				1					

<u>Avg of Game 1</u>	<u>Avg of Game 2</u>	<u>Avg of Game 3</u>
175.00	231.00	181.00

High game of 231 on week 3 High series of 587 on week 3 High average of 195.67 after bowling week 3
 Low game of 175 on week 3 Low series of 587 on week 3 Low average of 195.67 after bowling week 3

High Scores by Game

Game #1: 175 on week 3 Game #2: 231 on week 3 Game #3: 181 on week 3



Note: This report includes information through May 27 which is Week 3 of 12

Norman Ng's Bowling Record - Team 11: Team 11

Week No.	Bowling Date	Old Avg	Old HDCP	-			Total	HDCP Total	Pins Gms		---Average Change---			High Game	High Sers	HDCP Game	HDCP Sers		
				-1-	-2-	-3-			New	Old	--->	+/-							
1	05/13/26	bk194	20	151	131	186	468	528	468	3	156.00	-	0.00	=	156.00	186	468	206	528
2	05/20/26	bk194	20	181	158	200	539	599	1007	6	167.83	-	156.00	=	11.83	200	539	220	599
3	05/27/26	bk194	20	172	192	168	532	592	1539	9	171.00	-	167.83	=	3.17	200	539	220	599

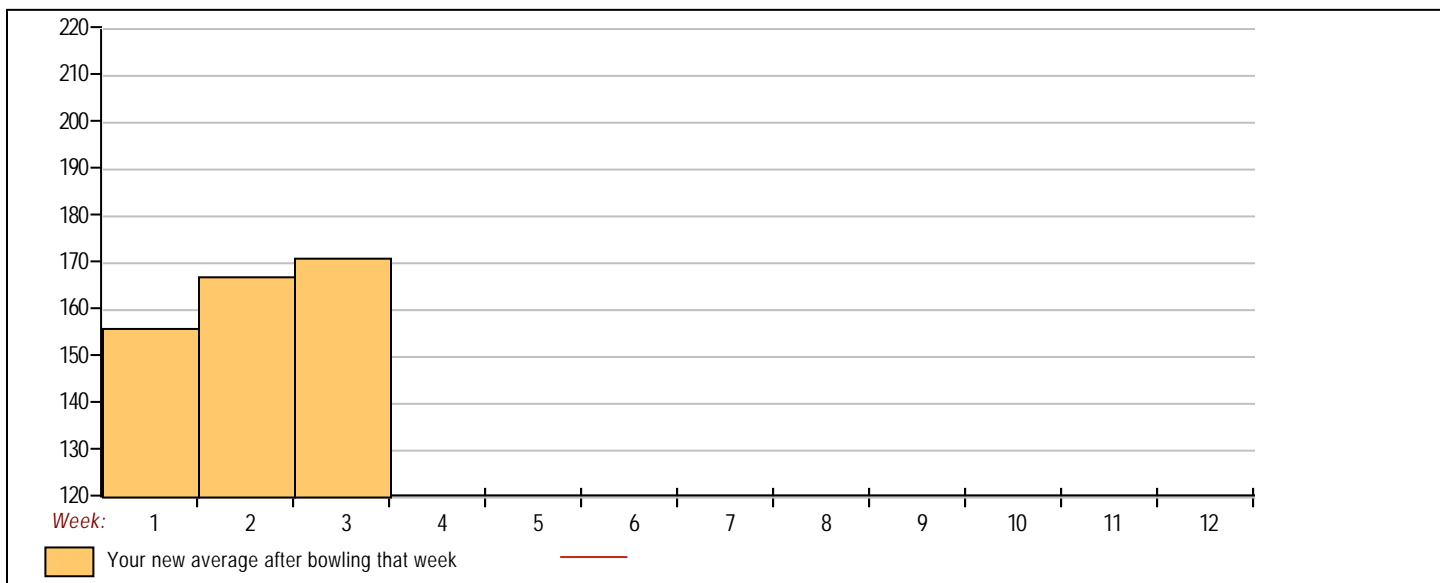


<u><100</u>	<u>100's</u>	<u>125's</u>	<u>150's</u>	<u>175's</u>	<u>200's</u>	<u>225's</u>	<u>250's</u>	<u>275's</u>	<u>300's</u>
		1	4	3	1				
<u><400</u>	<u>400's</u>	<u>450's</u>	<u>500's</u>	<u>550's</u>	<u>600's</u>	<u>650's</u>	<u>700's</u>	<u>750's</u>	<u>800's</u>
		1	2						

<u>Avg of Game 1</u>	<u>Avg of Game 2</u>	<u>Avg of Game 3</u>
168.00	160.33	184.67

High game of 200 on week 2 High series of 539 on week 2 High average of 171.00 after bowling week 3
 Low game of 131 on week 1 Low series of 468 on week 1 Low average of 156.00 after bowling week 1

High Scores by Game
 Game #1: 181 on week 2 Game #2: 192 on week 3 Game #3: 200 on week 2



Note: This report includes information through May 27 which is Week 3 of 12

Vannesa Wu's Bowling Record - Team 11: Team 11

Week No.	Bowling Date	Old Avg	Old HDCP	-1-	-2-	-3-	Total	HDCP Total	Pins	Gms	---Average Change---			High Game	High Sers	HDCP Game	HDCP Sers		
											New - Old ---> +/-								
2	05/20/26	bk108	89	162	79	122	363	630	363	3	121.00	-	0.00	=	121.00	162	363	251	630
3	05/27/26	bk108	89				0	0	363	3	121.00	-	121.00	=	0.00	162	363	251	630

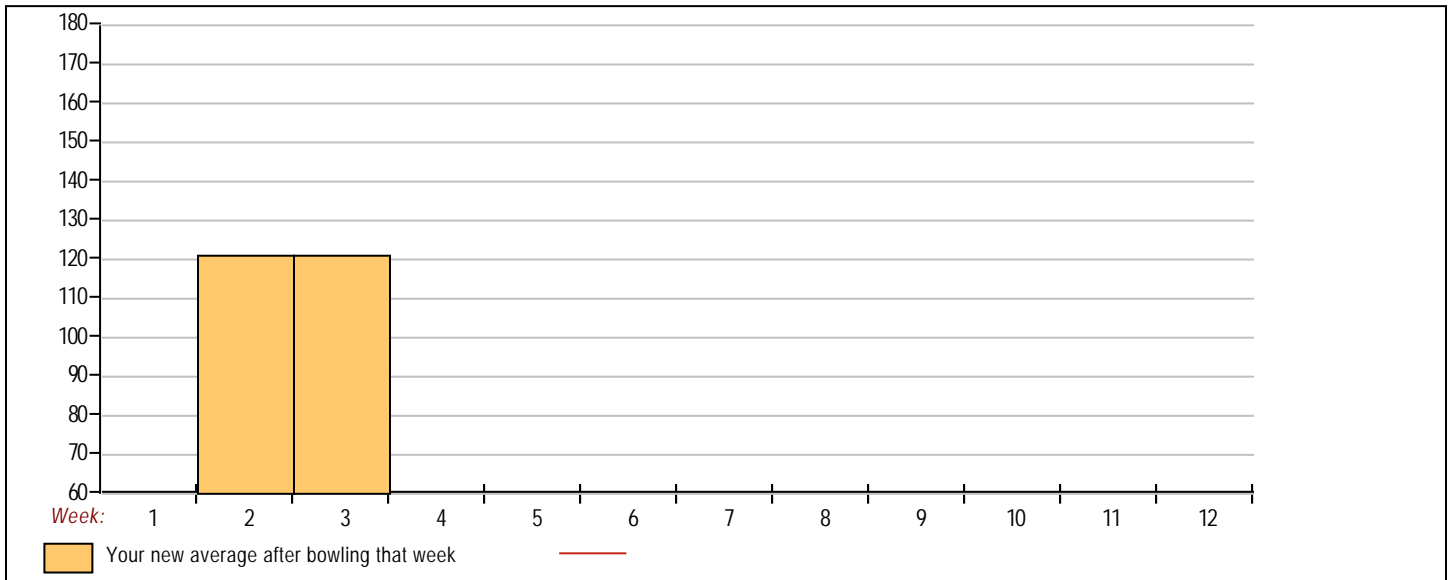
<u><100</u>	<u>100's</u>	<u>125's</u>	<u>150's</u>	<u>175's</u>	<u>200's</u>	<u>225's</u>	<u>250's</u>	<u>275's</u>	<u>300's</u>
1	1		1						
<u><400</u>	<u>400's</u>	<u>450's</u>	<u>500's</u>	<u>550's</u>	<u>600's</u>	<u>650's</u>	<u>700's</u>	<u>750's</u>	<u>800's</u>
1									

<u>Avg of Game 1</u>	<u>Avg of Game 2</u>	<u>Avg of Game 3</u>
162.00	79.00	122.00

High game of 162 on week 2 High series of 363 on week 2 High average of 121.00 after bowling week 2
 Low game of 79 on week 2 Low series of 363 on week 2 Low average of 121.00 after bowling week 2

High Scores by Game

Game #1: 162 on week 2 Game #2: 79 on week 2 Game #3: 122 on week 2



Note: This report includes information through May 27 which is Week 3 of 12

Leanne Lay's Bowling Record - Team 11: Team 11

Week No.	Bowling Date	Old Avg	Old HDCP	-1-	-2-	-3-	Total	HDCP Total	Pins	Gms	---Average Change---			High Game	High Sers	HDCP Game	HDCP Sers		
											New - Old ---> +/-								
1	05/13/26	bk125	76	101	103	121	325	553	325	3	108.33	-	0.00	=	108.33	121	325	197	553
2	05/20/26	bk125	0				0	0	325	3	108.33	-	108.33	=	0.00	121	325	197	553
3	05/27/26	bk125	76				0	0	325	3	108.33	-	108.33	=	0.00	121	325	197	553



<u><100</u>	<u>100's</u>	<u>125's</u>	<u>150's</u>	<u>175's</u>	<u>200's</u>	<u>225's</u>	<u>250's</u>	<u>275's</u>	<u>300's</u>
	3								
<u><400</u>	<u>400's</u>	<u>450's</u>	<u>500's</u>	<u>550's</u>	<u>600's</u>	<u>650's</u>	<u>700's</u>	<u>750's</u>	<u>800's</u>
1									

<u>Avg of Game 1</u>	<u>Avg of Game 2</u>	<u>Avg of Game 3</u>
101.00	103.00	121.00

High game of 121 on week 1 High series of 325 on week 1 High average of 108.33 after bowling week 1
 Low game of 101 on week 1 Low series of 325 on week 1 Low average of 108.33 after bowling week 1

High Scores by Game

Game #1: 101 on week 1 Game #2: 103 on week 1 Game #3: 121 on week 1

