

Note: This report includes information through May 27 which is Week 3 of 12

Monica Kwok's Bowling Record - Team 1: Gutter Cleaners

Week No.	Bowling Date	Old Avg	Old HDCP	-			Total	HDCP Total	Pins	Gms	---Average Change---			High Game	High Sers	HDCP Game	HDCP Sers		
				-1-	-2-	-3-					New - Old	--->	+/-						
1	05/13/26	bk168	41	148	130	201	479	602	479	3	159.67	-	0.00	=	159.67	201	479	242	602
2	05/20/26	bk168	41	203	127	189	519	642	998	6	166.33	-	159.67	=	6.67	203	519	244	642
3	05/27/26	bk168	41	162	188	205	555	678	1553	9	172.56	-	166.33	=	6.22	205	555	246	678

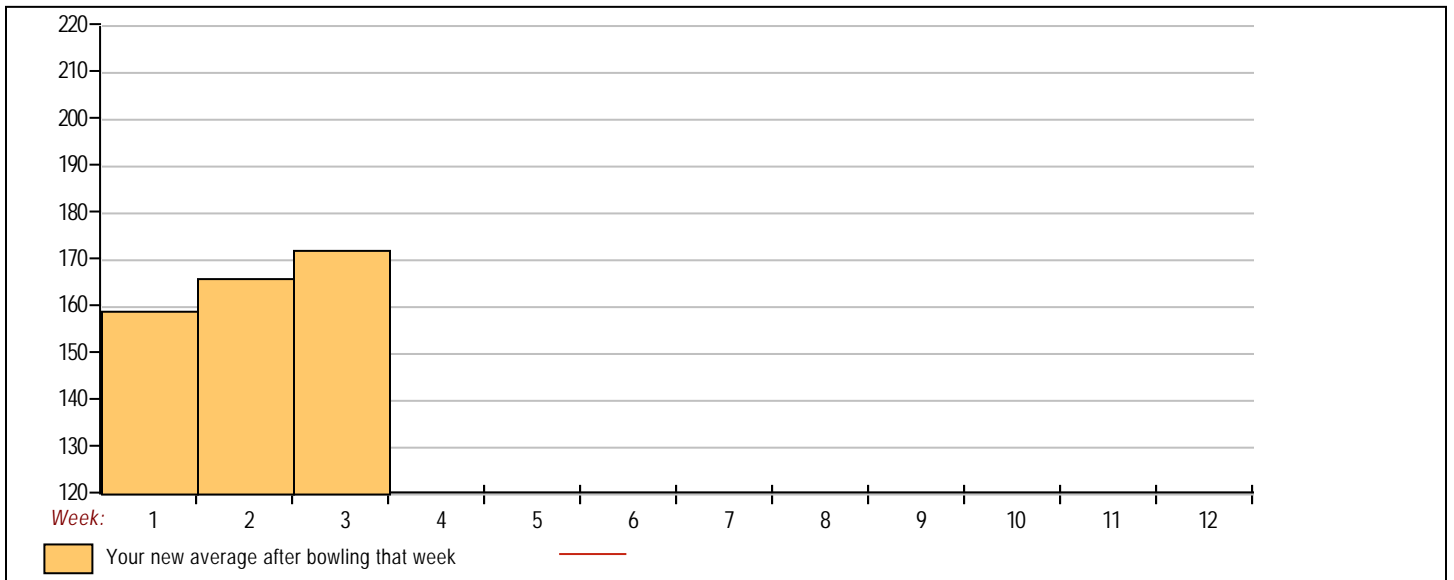


<u><100</u>	<u>100's</u>	<u>125's</u>	<u>150's</u>	<u>175's</u>	<u>200's</u>	<u>225's</u>	<u>250's</u>	<u>275's</u>	<u>300's</u>
		3	1	2	3				
<u><400</u>	<u>400's</u>	<u>450's</u>	<u>500's</u>	<u>550's</u>	<u>600's</u>	<u>650's</u>	<u>700's</u>	<u>750's</u>	<u>800's</u>
		1	1	1					

<u>Avg of Game 1</u>	<u>Avg of Game 2</u>	<u>Avg of Game 3</u>
171.00	148.33	198.33

High game of 205 on week 3 High series of 555 on week 3 High average of 172.56 after bowling week 3
 Low game of 127 on week 2 Low series of 479 on week 1 Low average of 159.67 after bowling week 1

High Scores by Game
 Game #1: 203 on week 2 Game #2: 188 on week 3 Game #3: 205 on week 3



Note: This report includes information through May 27 which is Week 3 of 12

Walter Kwok's Bowling Record - Team 1: Gutter Cleaners

Week No.	Bowling Date	Old Avg	Old HDCP	-			Total	HDCP Total	Pins	Gms	---Average Change---			High Game	High Sers	HDCP Game	HDCP Sers		
				-1-	-2-	-3-					New - Old	--->	+/-						
1	05/13/26	bk186	27	226	206	204	636	717	636	3	212.00	-	0.00	=	212.00	226	636	253	717
2	05/20/26	bk186	27	190	158	145	493	574	1129	6	188.17	-	212.00	=	-23.83	226	636	253	717
3	05/27/26	bk186	27	204	148	136	488	569	1617	9	179.67	-	188.17	=	-8.50	226	636	253	717

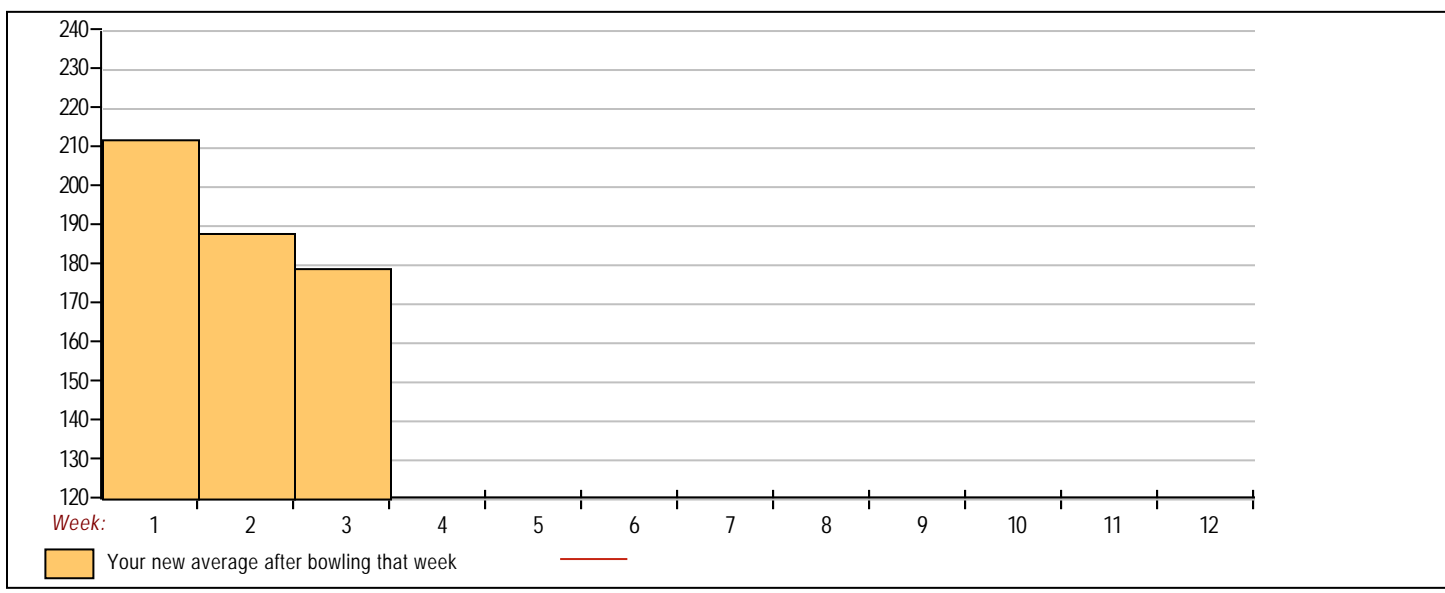


<u><100</u>	<u>100's</u>	<u>125's</u>	<u>150's</u>	<u>175's</u>	<u>200's</u>	<u>225's</u>	<u>250's</u>	<u>275's</u>	<u>300's</u>
		3	1	1	3	1			
<u><400</u>	<u>400's</u>	<u>450's</u>	<u>500's</u>	<u>550's</u>	<u>600's</u>	<u>650's</u>	<u>700's</u>	<u>750's</u>	<u>800's</u>
		2			1				

<u>Avg of Game 1</u>	<u>Avg of Game 2</u>	<u>Avg of Game 3</u>
206.67	170.67	161.67

High game of 226 on week 1 High series of 636 on week 1 High average of 212.00 after bowling week 1
 Low game of 136 on week 3 Low series of 488 on week 3 Low average of 179.67 after bowling week 3

High Scores by Game
 Game #1: 226 on week 1 Game #2: 206 on week 1 Game #3: 204 on week 1



Note: This report includes information through May 27 which is Week 3 of 12

Justin Luu's Bowling Record - Team 1: Gutter Cleaners

Week No.	Bowling Date	Old Avg	Old HDCP	-1-	-2-	-3-	Total	HDCP Total	Pins	Gms	---Average Change---			High Game	High Sers	HDCP Game	HDCP Sers		
											New - Old	--->	+/-						
1	05/13/26	bk222	0	269	223	225	717	717	717	3	239.00	-	0.00	=	239.00	269	717	269	717
2	05/20/26	bk222	0	241	190	184	615	615	1332	6	222.00	-	239.00	=	-17.00	269	717	269	717
3	05/27/26	bk222	0	247	222	247	716	716	2048	9	227.56	-	222.00	=	5.56	269	717	269	717

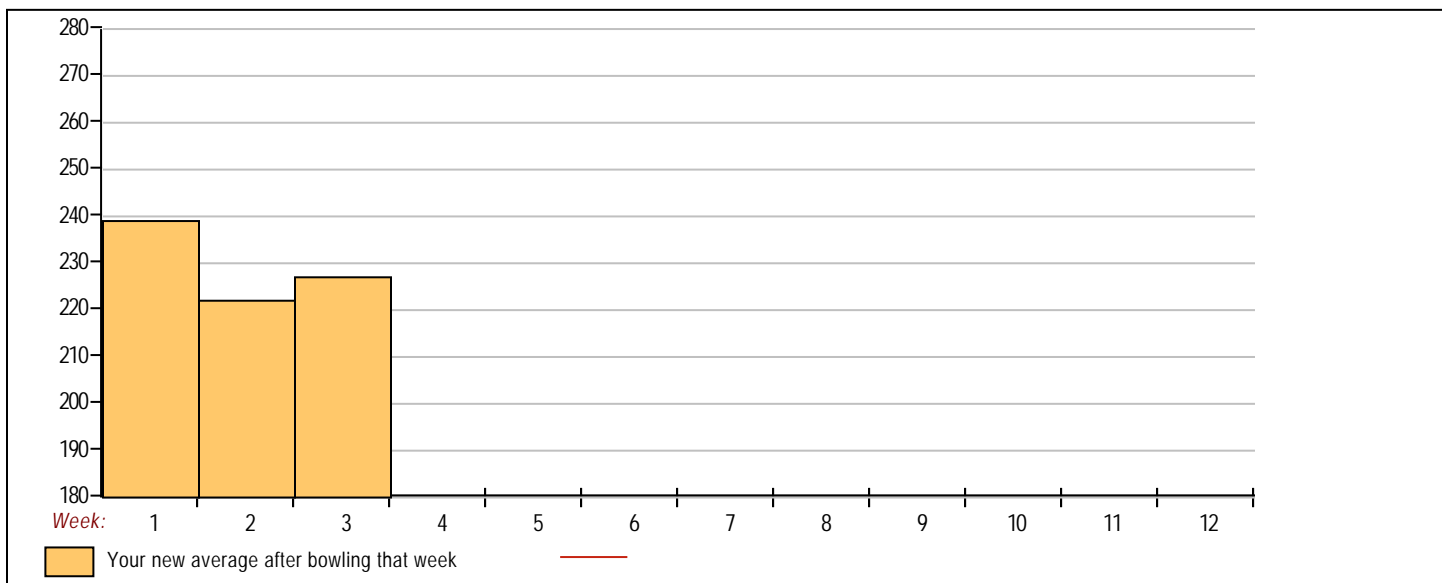


<u><100</u>	<u>100's</u>	<u>125's</u>	<u>150's</u>	<u>175's</u>	<u>200's</u>	<u>225's</u>	<u>250's</u>	<u>275's</u>	<u>300's</u>
				2	2	4	1		
<u><400</u>	<u>400's</u>	<u>450's</u>	<u>500's</u>	<u>550's</u>	<u>600's</u>	<u>650's</u>	<u>700's</u>	<u>750's</u>	<u>800's</u>
					1		2		

<u>Avg of Game 1</u>	<u>Avg of Game 2</u>	<u>Avg of Game 3</u>
252.33	211.67	218.67

High game of 269 on week 1 High series of 717 on week 1 High average of 239.00 after bowling week 1
 Low game of 184 on week 2 Low series of 615 on week 2 Low average of 222.00 after bowling week 2

High Scores by Game
 Game #1: 269 on week 1 Game #2: 223 on week 1 Game #3: 247 on week 3



Note: This report includes information through May 27 which is Week 3 of 12

Vacant's Bowling Record - Team 1: Gutter Cleaners

Week No.	Bowling Date	Old Avg	Old HDCP	-1-	-2-	-3-	Total	HDCP Total	Pins	Gms	---Average Change---			High Game	High Sers	HDCP Game	HDCP Sers	
											New - Old	--->	+/-					
2	05/20/26	140	0				0	0	0	0		- 0.00	=	0.00	0	0		
3	05/27/26	140	64				0	0	0	0		- 0.00	=	0.00	0	0		

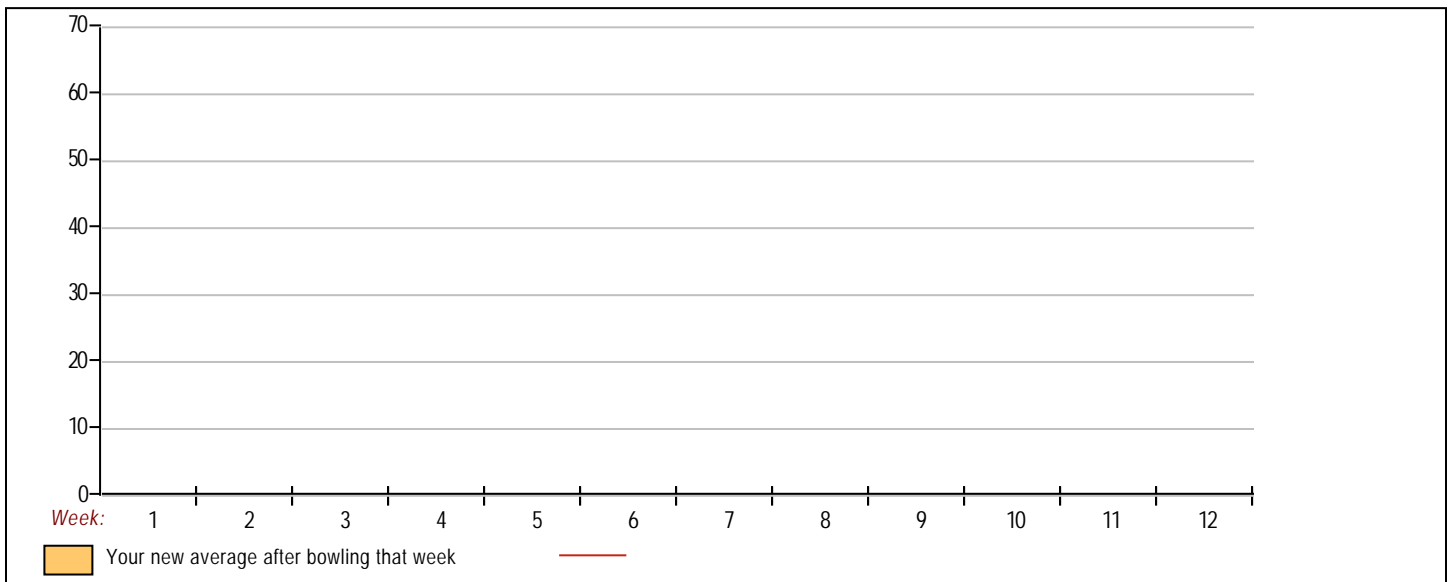
- <100
- 100's
- 125's
- 150's
- 175's
- 200's
- 225's
- 250's
- 275's
- 300's
- <400
- 400's
- 450's
- 500's
- 550's
- 600's
- 650's
- 700's
- 750's
- 800's

Avg of Game 1 Avg of Game 2 Avg of Game 3

High game of 0 on week 0 High series of 0 on week 0 High average of 0.00 after bowling week 3
 Low game of 0 on week 0 Low series of 0 on week 0 Low average of 0.00 after bowling week 3

High Scores by Game

Game #1: 0 on week 0 Game #2: 0 on week 0 Game #3: 0 on week 0



Note: This report includes information through May 27 which is Week 3 of 12

Allyson Wong's Bowling Record - Team 1: Gutter Cleaners

Week No.	Bowling Date	Old Avg	Old HDCP	-1-	-2-	-3-	Total	HDCP		---Average Change---			High Game	High Sers	HDCP Game	HDCP Sers		
								Total	Pins	Gms	New - Old	--->					+/-	
1	05/13/26	bk189	0				0	0	0	0	-	0.00	=	0.00	0	0		
2	05/20/26	bk189	0				0	0	0	0	-	0.00	=	0.00	0	0		
3	05/27/26	bk189	24				0	0	0	0	-	0.00	=	0.00	0	0		



<100 100's 125's 150's 175's 200's 225's 250's 275's 300's

<400 400's 450's 500's 550's 600's 650's 700's 750's 800's

Avg of Game 1 Avg of Game 2 Avg of Game 3

High game of 0 on week 0 High series of 0 on week 0 High average of 0.00 after bowling week 3
 Low game of 0 on week 0 Low series of 0 on week 0 Low average of 0.00 after bowling week 3

High Scores by Game

Game #1: 0 on week 0 Game #2: 0 on week 0 Game #3: 0 on week 0

