

Note: This report includes information through May 26 which is Week 3 of 12

**Keith Okada's Bowling Record - Team 3: Family Affair**

Week No.	Bowling Date	Old Avg	Old HDCP	Series			Total	HDCP Total	Pins Gms		---Average Change---			High Game	High Sers	HDCP Game	HDCP Sers
				-1-	-2-	-3-			Total	Total	New - Old ---> +/-	=	188.67				
1	05/12/26	bk196	19	220	197	149	566	623	566	3	188.67	- 0.00	= 188.67	220	566	239	623
2	05/19/26	bk196	0				0	0	566	3	188.67	- 188.67	= 0.00	220	566	239	623
3	05/26/26	bk196	19	a196	a196	a196	588	645	566	3	188.67	- 188.67	= 0.00	220	566	239	623

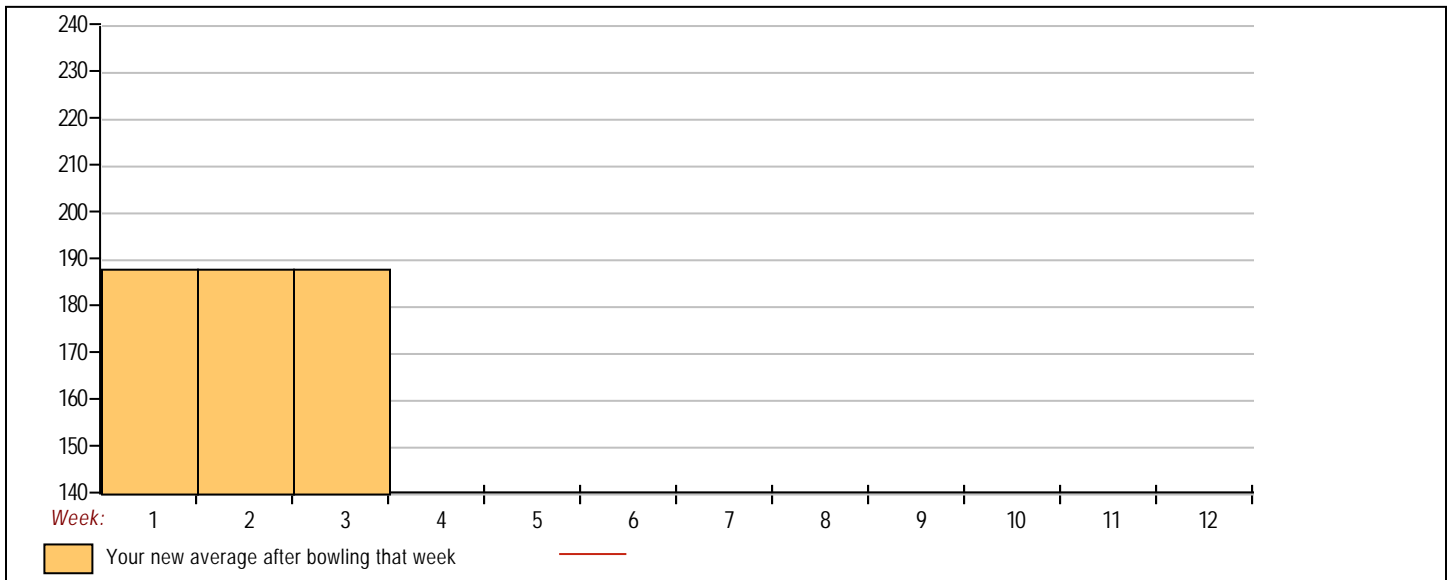


<u>&lt;100</u>	<u>100's</u>	<u>125's</u>	<u>150's</u>	<u>175's</u>	<u>200's</u>	<u>225's</u>	<u>250's</u>	<u>275's</u>	<u>300's</u>
		1		1	1				
<u>&lt;400</u>	<u>400's</u>	<u>450's</u>	<u>500's</u>	<u>550's</u>	<u>600's</u>	<u>650's</u>	<u>700's</u>	<u>750's</u>	<u>800's</u>
				1					
<u>Avg of Game 1</u>			<u>Avg of Game 2</u>			<u>Avg of Game 3</u>			
220.00			197.00			149.00			

High game of 220 on week 1      High series of 566 on week 1      High average of 188.67 after bowling week 1  
 Low game of 149 on week 1      Low series of 566 on week 1      Low average of 188.67 after bowling week 1

High Scores by Game

Game #1: 220 on week 1    Game #2: 197 on week 1    Game #3: 149 on week 1



Note: This report includes information through May 26 which is Week 3 of 12

**Jennifer Wong's Bowling Record - Team 3: Family Affair**

Week No.	Bowling Date	Old Avg	Old HDCP	-			Total	HDCP Total	Pins Gms		---Average Change---			High Game	High Sers	HDCP Game	HDCP Sers		
				-1-	-2-	-3-			New - Old	-->	+/-								
1	05/12/26	bk146	59	135	156	155	446	623	446	3	148.67	-	0.00	=	148.67	156	446	215	623
2	05/19/26	bk146	59	182	191	134	507	684	953	6	158.83	-	148.67	=	10.17	191	507	250	684
3	05/26/26	bk146	59	120	184	125	429	606	1382	9	153.56	-	158.83	=	-5.28	191	507	250	684



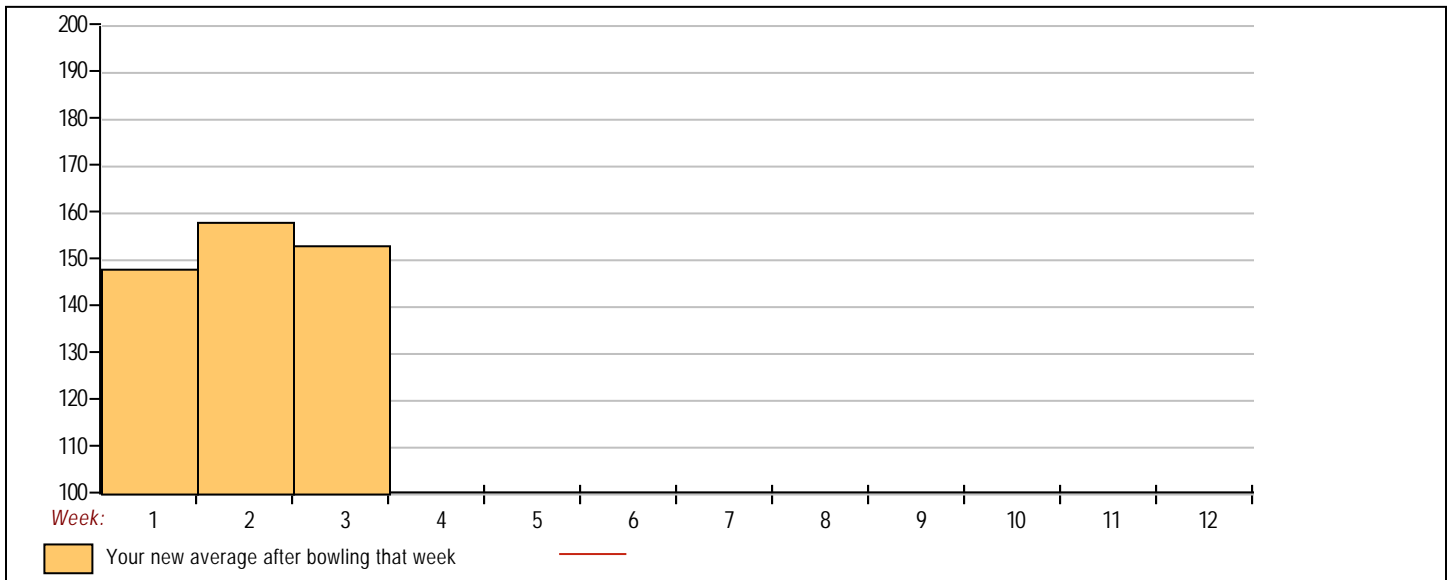
<u>&lt;100</u>	<u>100's</u>	<u>125's</u>	<u>150's</u>	<u>175's</u>	<u>200's</u>	<u>225's</u>	<u>250's</u>	<u>275's</u>	<u>300's</u>
	1	3	2	3					
<u>&lt;400</u>	<u>400's</u>	<u>450's</u>	<u>500's</u>	<u>550's</u>	<u>600's</u>	<u>650's</u>	<u>700's</u>	<u>750's</u>	<u>800's</u>
	2		1						

<u>Avg of Game 1</u>	<u>Avg of Game 2</u>	<u>Avg of Game 3</u>
145.67	177.00	138.00

High game of 191 on week 2      High series of 507 on week 2      High average of 158.83 after bowling week 2  
 Low game of 120 on week 3      Low series of 429 on week 3      Low average of 148.67 after bowling week 1

High Scores by Game

Game #1: 182 on week 2    Game #2: 191 on week 2    Game #3: 155 on week 1



Note: This report includes information through May 26 which is Week 3 of 12

**Jack Wong's Bowling Record - Team 3: Family Affair**

Week No.	Bowling Date	Old Avg	Old HDCP	-			Total	HDCP Total	Pins Gms		---Average Change---			High Game	High Sers	HDCP Game	HDCP Sers		
				-1-	-2-	-3-			+	+	New - Old ---> +/-	+	+						
1	05/12/26	bk216	3	201	161	218	580	589	580	3	193.33	-	0.00	=	193.33	218	580	221	589
2	05/19/26	bk216	3	234	266	238	738	747	1318	6	219.67	-	193.33	=	26.33	266	738	269	747
3	05/26/26	bk216	3	180	225	190	595	604	1913	9	212.56	-	219.67	=	-7.11	266	738	269	747



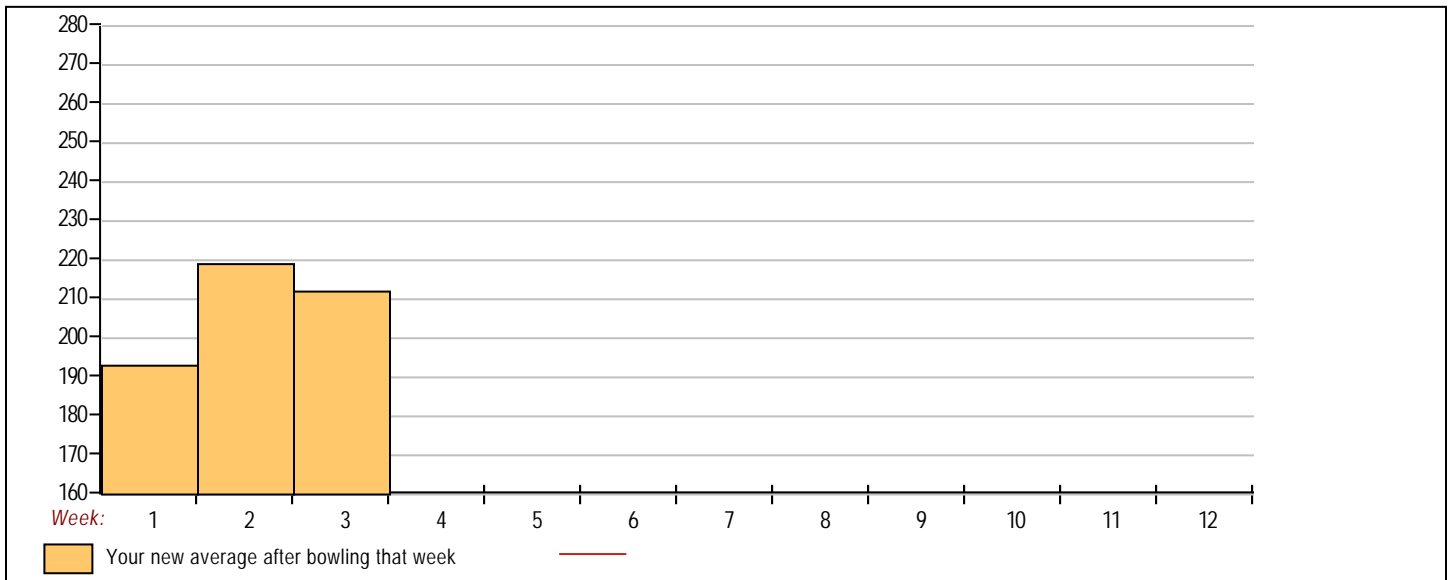
<u>&lt;100</u>	<u>100's</u>	<u>125's</u>	<u>150's</u>	<u>175's</u>	<u>200's</u>	<u>225's</u>	<u>250's</u>	<u>275's</u>	<u>300's</u>
			1	2	2	3	1		
<u>&lt;400</u>	<u>400's</u>	<u>450's</u>	<u>500's</u>	<u>550's</u>	<u>600's</u>	<u>650's</u>	<u>700's</u>	<u>750's</u>	<u>800's</u>
				2			1		

<u>Avg of Game 1</u>	<u>Avg of Game 2</u>	<u>Avg of Game 3</u>
205.00	217.33	215.33

High game of <b>266</b> on week <b>2</b>	High series of <b>738</b> on week <b>2</b>	High average of <b>219.67</b> after bowling week <b>2</b>
Low game of <b>161</b> on week <b>1</b>	Low series of <b>580</b> on week <b>1</b>	Low average of <b>193.33</b> after bowling week <b>1</b>

High Scores by Game

Game #1: **234** on week **2** Game #2: **266** on week **2** Game #3: **238** on week **2**



Note: This report includes information through May 26 which is Week 3 of 12

**Jenn Phaxayavong's Bowling Record - Team 3: Family Affair**

Week No.	Bowling Date	Old Avg	Old HDCP	-1- -2- -3-			Total	HDCP Total	Pins	Gms	---Average Change---			High Game	High Sers	HDCP Game	HDCP Sers		
											New - Old	--->	+/-						
1	05/12/26	bk175	0				0	0	0	0	-	0.00	=	0.00	0	0			
2	05/19/26	bk175	36	194	148	213	555	663	555	3	185.00	-	0.00	=	185.00	213	555	249	663
3	05/26/26	bk175	36				0	0	555	3	185.00	-	185.00	=	0.00	213	555	249	663



<u>&lt;100</u>	<u>100's</u>	<u>125's</u>	<u>150's</u>	<u>175's</u>	<u>200's</u>	<u>225's</u>	<u>250's</u>	<u>275's</u>	<u>300's</u>
		1		1	1				
<u>&lt;400</u>	<u>400's</u>	<u>450's</u>	<u>500's</u>	<u>550's</u>	<u>600's</u>	<u>650's</u>	<u>700's</u>	<u>750's</u>	<u>800's</u>
				1					

<u>Avg of Game 1</u>	<u>Avg of Game 2</u>	<u>Avg of Game 3</u>
194.00	148.00	213.00

High game of 213 on week 2      High series of 555 on week 2      High average of 185.00 after bowling week 2  
 Low game of 148 on week 2      Low series of 555 on week 2      Low average of 185.00 after bowling week 2

High Scores by Game  
 Game #1: 194 on week 2    Game #2: 148 on week 2    Game #3: 213 on week 2

