

Note: This report includes information through May 26 which is Week 3 of 12

Robert Mak's Bowling Record - Team 22: Team 22

Week No.	Bowling Date	Old Avg	Old HDCP	-1-	-2-	-3-	Total	HDCP Total	Pins	Gms	---Average Change---			High Game	High Sers	HDCP Game	HDCP Sers	
											New - Old	--->	+/-					
1	05/12/26	bk191	0				0	0	0	0		- 0.00	= 0.00	0	0			
2	05/19/26	bk191	0				0	0	0	0		- 0.00	= 0.00	0	0			
3	05/26/26	bk191	23	212	179	224	615	684	615	3		205.00	- 0.00	= 205.00	224	615	247	684



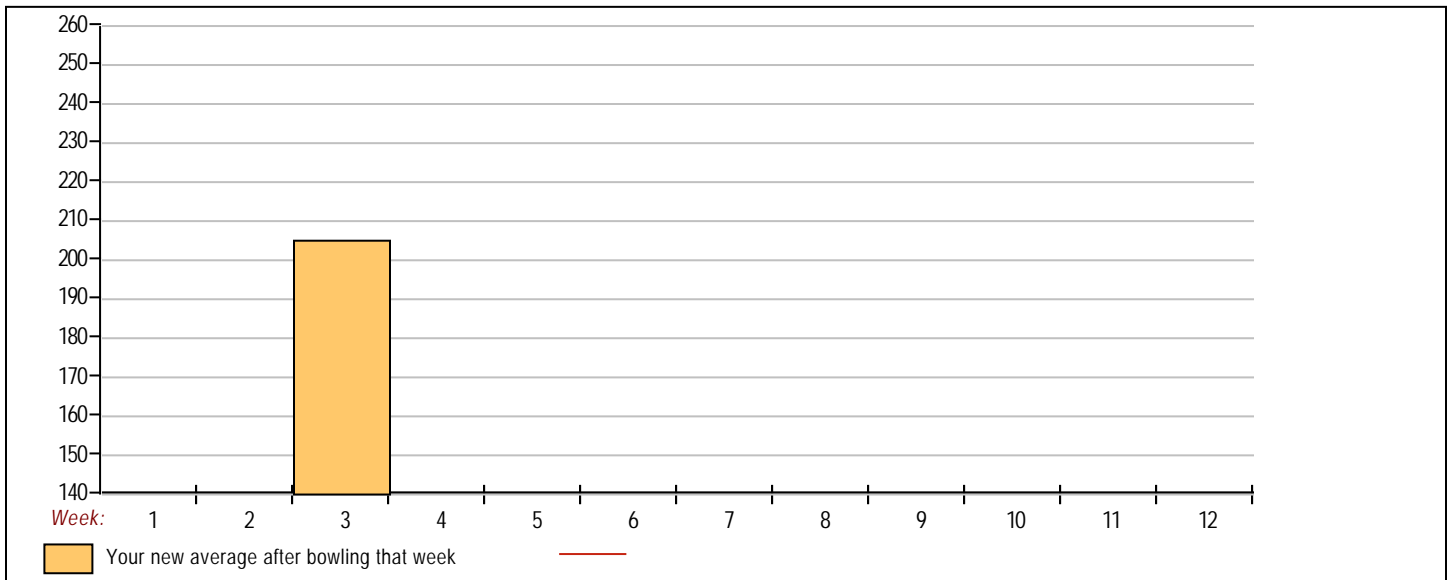
<u><100</u>	<u>100's</u>	<u>125's</u>	<u>150's</u>	<u>175's</u>	<u>200's</u>	<u>225's</u>	<u>250's</u>	<u>275's</u>	<u>300's</u>
				1	2				
<u><400</u>	<u>400's</u>	<u>450's</u>	<u>500's</u>	<u>550's</u>	<u>600's</u>	<u>650's</u>	<u>700's</u>	<u>750's</u>	<u>800's</u>
					1				

<u>Avg of Game 1</u>	<u>Avg of Game 2</u>	<u>Avg of Game 3</u>
212.00	179.00	224.00

High game of 224 on week 3 High series of 615 on week 3 High average of 205.00 after bowling week 3
 Low game of 179 on week 3 Low series of 615 on week 3 Low average of 205.00 after bowling week 3

High Scores by Game

Game #1: 212 on week 3 Game #2: 179 on week 3 Game #3: 224 on week 3



Note: This report includes information through May 26 which is Week 3 of 12

Ming Chen's Bowling Record - Team 22: Team 22

Week No.	Bowling Date	Old Avg	Old HDCP	-			Total	HDCP Total	Pins Gms		---Average Change---			High Game	High Sers	HDCP Game	HDCP Sers		
				-1-	-2-	-3-			New	Old	--->	+/-							
1	05/12/26	bk195	0				0	0	0	0	-	0.00	=	0.00	0	0			
2	05/19/26	bk195	20	223	193	246	662	722	662	3	220.67	-	0.00	=	220.67	246	662	266	722
3	05/26/26	bk195	20	192	256	191	639	699	1301	6	216.83	-	220.67	=	-3.83	256	662	276	722



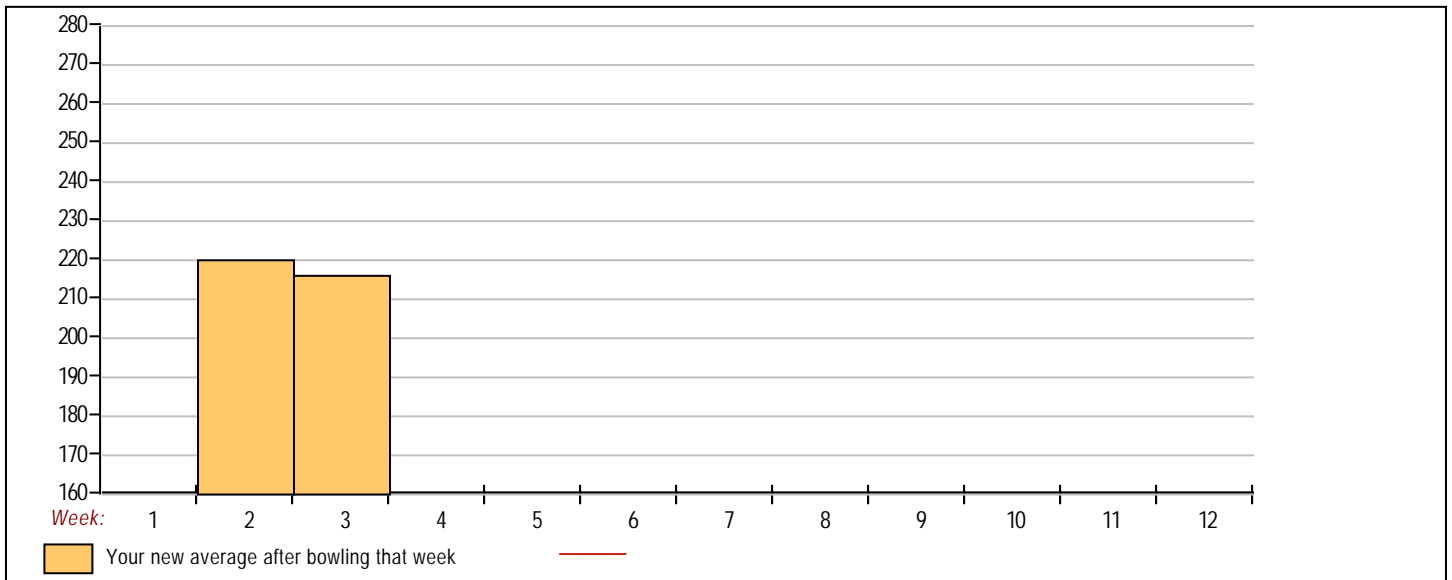
<u><100</u>	<u>100's</u>	<u>125's</u>	<u>150's</u>	<u>175's</u>	<u>200's</u>	<u>225's</u>	<u>250's</u>	<u>275's</u>	<u>300's</u>
				3	1	1	1		
<u><400</u>	<u>400's</u>	<u>450's</u>	<u>500's</u>	<u>550's</u>	<u>600's</u>	<u>650's</u>	<u>700's</u>	<u>750's</u>	<u>800's</u>
					1	1			

<u>Avg of Game 1</u>	<u>Avg of Game 2</u>	<u>Avg of Game 3</u>
207.50	224.50	218.50

High game of 256 on week 3	High series of 662 on week 2	High average of 220.67 after bowling week 2
Low game of 191 on week 3	Low series of 639 on week 3	Low average of 216.83 after bowling week 3

High Scores by Game

Game #1: 223 on week 2 Game #2: 256 on week 3 Game #3: 246 on week 2



Note: This report includes information through May 26 which is Week 3 of 12

Frank Toy's Bowling Record - Team 22: Team 22

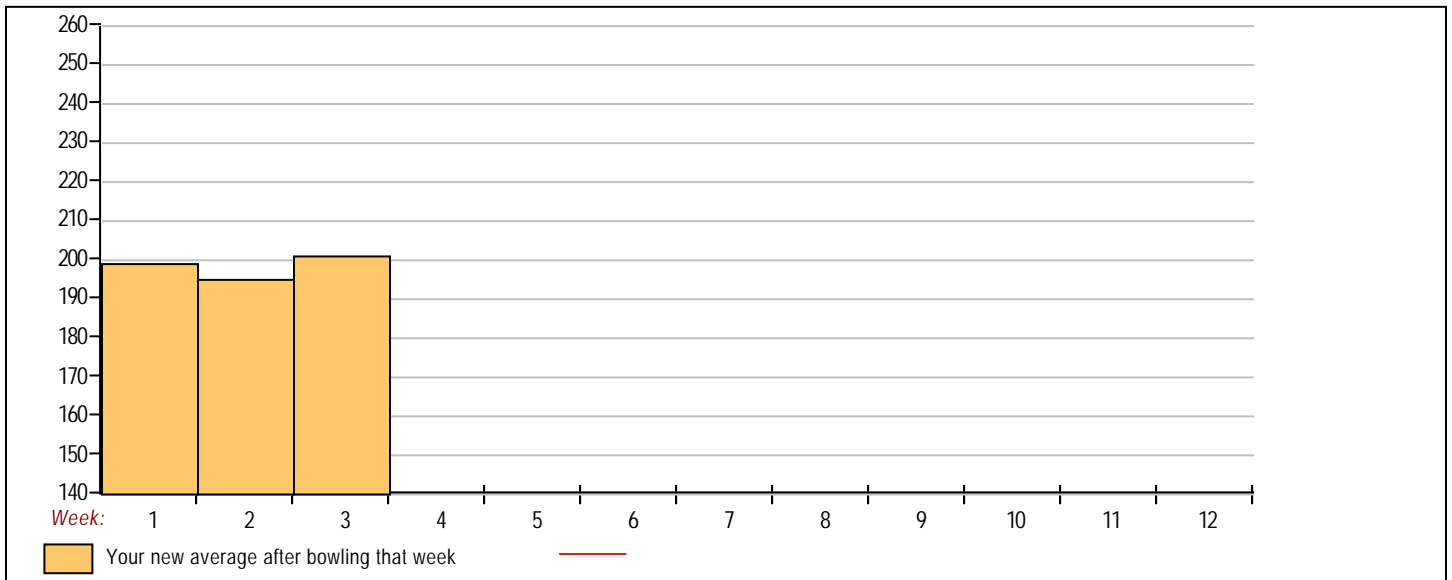
Week No.	Bowling Date	Old Avg	Old HDCP	-			Total	HDCP Total	Pins	Gms	---Average Change---			High Game	High Sers	HDCP Game	HDCP Sers		
				-1-	-2-	-3-					New - Old	--->	+/-						
1	05/12/26	bk214	4	210	195	194	599	611	599	3	199.67	-	0.00	=	199.67	210	599	214	611
2	05/19/26	bk214	4	162	214	200	576	588	1175	6	195.83	-	199.67	=	-3.83	214	599	218	611
3	05/26/26	bk214	4	195	230	217	642	654	1817	9	201.89	-	195.83	=	6.06	230	642	234	654



<u><100</u>	<u>100's</u>	<u>125's</u>	<u>150's</u>	<u>175's</u>	<u>200's</u>	<u>225's</u>	<u>250's</u>	<u>275's</u>	<u>300's</u>
			1	3	4	1			
<u><400</u>	<u>400's</u>	<u>450's</u>	<u>500's</u>	<u>550's</u>	<u>600's</u>	<u>650's</u>	<u>700's</u>	<u>750's</u>	<u>800's</u>
				2	1				
			<u>Avg of Game 1</u>	<u>Avg of Game 2</u>	<u>Avg of Game 3</u>				
			189.00	213.00	203.67				

High game of 230 on week 3 High series of 642 on week 3 High average of 201.89 after bowling week 3
 Low game of 162 on week 2 Low series of 576 on week 2 Low average of 195.83 after bowling week 2

High Scores by Game
 Game #1: 210 on week 1 Game #2: 230 on week 3 Game #3: 217 on week 3



Note: This report includes information through May 26 which is Week 3 of 12

Chris Toy's Bowling Record - Team 22: Team 22

Week No.	Bowling Date	Old Avg	Old HDCP	Series			Total	HDCP Total	Pins	Gms	---Average Change---			High Game	High Sers	HDCP Game	HDCP Sers		
				-1-	-2-	-3-					New - Old	--->	+/-						
1	05/12/26	bk211	7	251	202	248	701	722	701	3	233.67	-	0.00	=	233.67	251	701	258	722
2	05/19/26	bk211	7	196	197	174	567	588	1268	6	211.33	-	233.67	=	-22.33	251	701	258	722
3	05/26/26	bk211	7				0	0	1268	6	211.33	-	211.33	=	0.00	251	701	258	722

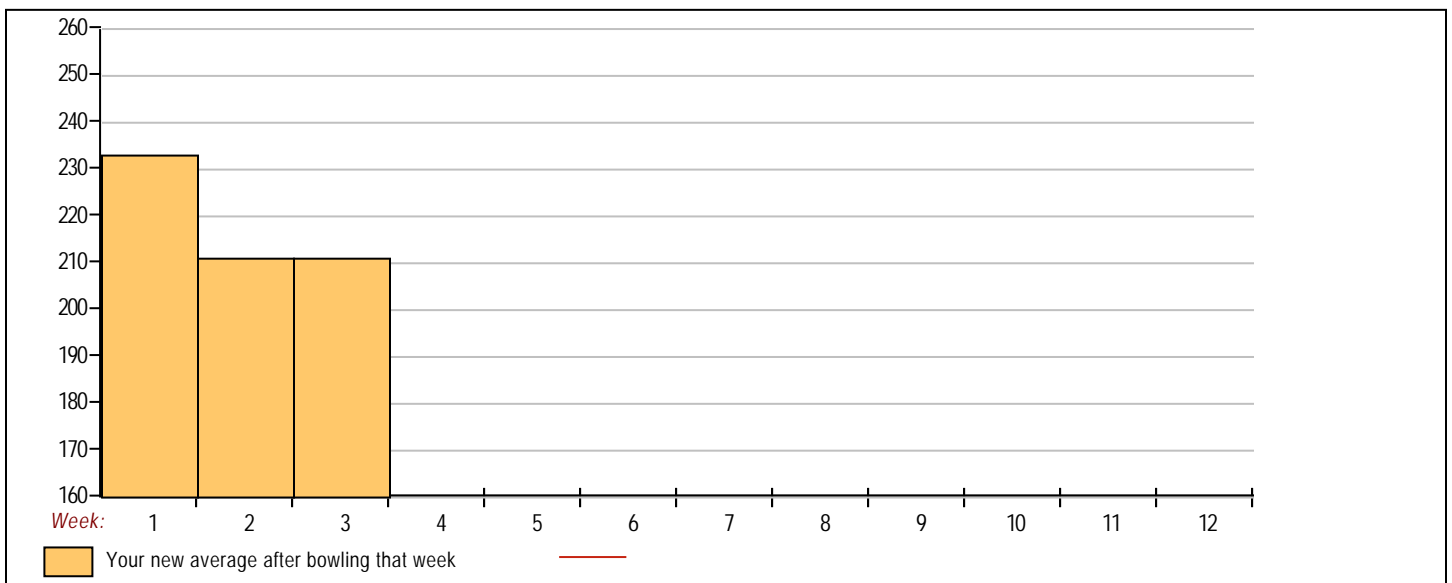


<u><100</u>	<u>100's</u>	<u>125's</u>	<u>150's</u>	<u>175's</u>	<u>200's</u>	<u>225's</u>	<u>250's</u>	<u>275's</u>	<u>300's</u>
			1	2	1	1	1		
<u><400</u>	<u>400's</u>	<u>450's</u>	<u>500's</u>	<u>550's</u>	<u>600's</u>	<u>650's</u>	<u>700's</u>	<u>750's</u>	<u>800's</u>
				1			1		

<u>Avg of Game 1</u>	<u>Avg of Game 2</u>	<u>Avg of Game 3</u>
223.50	199.50	211.00

High game of 251 on week 1 High series of 701 on week 1 High average of 233.67 after bowling week 1
 Low game of 174 on week 2 Low series of 567 on week 2 Low average of 211.33 after bowling week 2

High Scores by Game
 Game #1: 251 on week 1 Game #2: 202 on week 1 Game #3: 248 on week 1



Note: This report includes information through May 26 which is Week 3 of 12

Thomas Toy's Bowling Record - Team 22: Team 22

Week No.	Bowling Date	Old Avg	Old HDCP	-1-	-2-	-3-	Total	HDCP		---Average Change---			High Game	High Sers	HDCP Game	HDCP Sers		
								Total	Pins	Gms	New - Old	--->					+/-	
1	05/12/26	bk207	0				0	0	0	0	-	0.00	=	0.00	0	0		
2	05/19/26	bk207	0				0	0	0	0	-	0.00	=	0.00	0	0		
3	05/26/26	bk207	10				0	0	0	0	-	0.00	=	0.00	0	0		

<100 100's 125's 150's 175's 200's 225's 250's 275's 300's

<400 400's 450's 500's 550's 600's 650's 700's 750's 800's

Avg of Game 1 Avg of Game 2 Avg of Game 3

High game of 0 on week 0 High series of 0 on week 0 High average of 0.00 after bowling week 3
 Low game of 0 on week 0 Low series of 0 on week 0 Low average of 0.00 after bowling week 3

High Scores by Game

Game #1: 0 on week 0 Game #2: 0 on week 0 Game #3: 0 on week 0

