

Note: This report includes information through May 26 which is Week 3 of 12

**Wilson Leung's Bowling Record - Team 21: Team 21**

| Week No.                                     | Bowling Date | Old Avg | Old HDCP | -1- | -2- | -3- | Total | HDCP Total | Pins | Gms | ---Average Change--- |                    |        | High Game | High Sers | HDCP Game | HDCP Sers |     |     |
|--|--------------|---------|----------|-----|-----|-----|-------|------------|------|-----|----------------------|--------------------|--------|-----------|-----------|-----------|-----------|-----|-----|
|  |              |         |          |     |     |     |       |            |      |     |                      | New - Old ---> +/- |        |           |           |           |           |     |     |
| ----- Week 1 was bowled after week 2 -----   |              |         |          |     |     |     |       |            |      |     |                      |                    |        |           |           |           |           |     |     |
| 1  | 05/12/26     | bk201   | 15       | 243 | 194 | 225 | 662   | 707        | 662  | 3   | -                    | 0.00               | =      | 0.00      | 243       | 662       | 258       | 707 |     |
| Scores were bowled after week 2 for weeks: 1 |              |         |          |     |     |     |       |            |      |     |                      |                    |        |           |           |           |           |     |     |
| 2  | 05/19/26     | bk201   | 15       | 183 | 182 | 202 | 567   | 612        | 1229 | 6   | 204.83               | -                  | 0.00   | =         | 204.83    | 243       | 662       | 258 | 707 |
| 3  | 05/26/26     | bk201   | 15       | 180 | 160 | 198 | 538   | 583        | 1767 | 9   | 196.33               | -                  | 204.83 | =         | -8.50     | 243       | 662       | 258 | 707 |

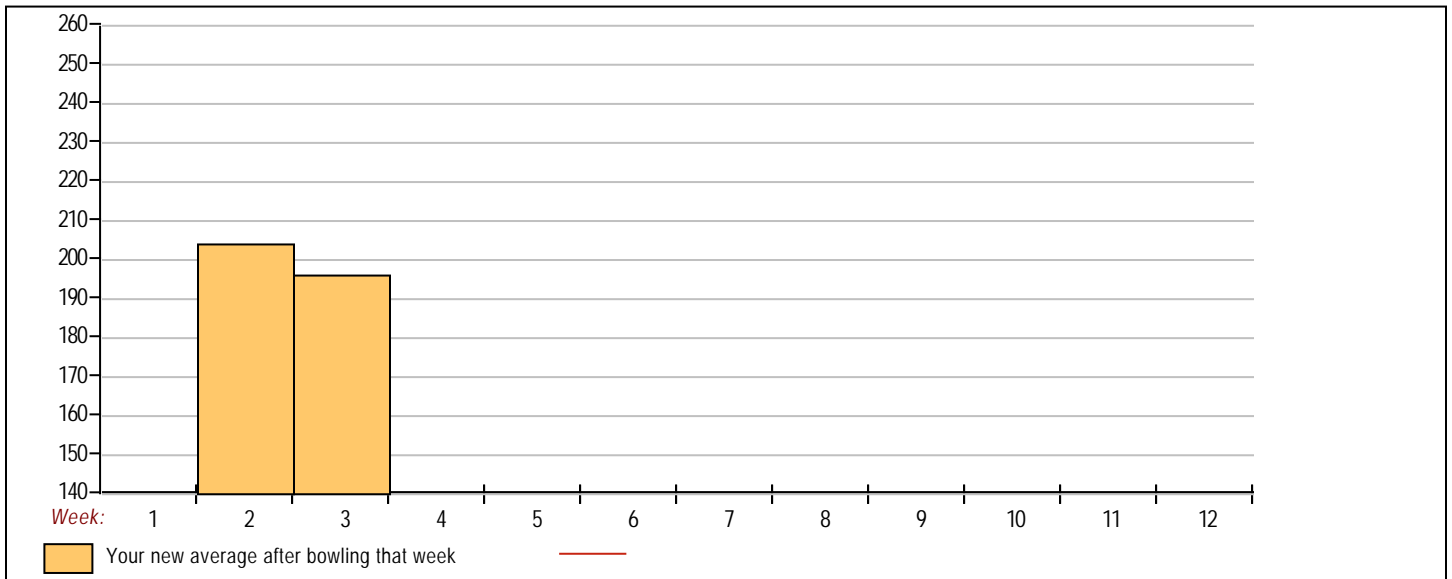
|      |       |       |       |       |       |       |       |       |       |
|------|-------|-------|-------|-------|-------|-------|-------|-------|-------|
| <100 | 100's | 125's | 150's | 175's | 200's | 225's | 250's | 275's | 300's |
|      |       |       | 1     | 5     | 1     | 2     |       |       |       |
| <400 | 400's | 450's | 500's | 550's | 600's | 650's | 700's | 750's | 800's |
|      |       |       | 1     | 1     |       | 1     |       |       |       |

| Avg of Game 1 | Avg of Game 2 | Avg of Game 3 |
|---------------|---------------|---------------|
| 202.00        | 178.67        | 208.33        |

High game of 243 on week 1      High series of 662 on week 1      High average of 204.83 after bowling week 2  
 Low game of 160 on week 3      Low series of 538 on week 3      Low average of 196.33 after bowling week 3

High Scores by Game

Game #1: 243 on week 1    Game #2: 194 on week 1    Game #3: 225 on week 1



Note: This report includes information through May 26 which is Week 3 of 12

**Darren Hue's Bowling Record - Team 21: Team 21**

| Week No.                                     | Bowling Date | Old Avg | Old HDCP | -1- | -2- | -3- | Total | HDCP Total | Pins | Gms | ---Average Change--- |      |        | High Game  | High Sers | HDCP Game | HDCP Sers |     |     |
|--|--------------|---------|----------|-----|-----|-----|-------|------------|------|-----|----------------------|------|--------|------------|-----------|-----------|-----------|-----|-----|
|  |              |         |          |     |     |     |       |            |      |     |                      | New  | Old    | Change +/- |           |           |           |     |     |
| ----- Week 1 was bowled after week 2 -----   |              |         |          |     |     |     |       |            |      |     |                      |      |        |            |           |           |           |     |     |
| 1  | 05/12/26     | bk167   | 42       | 132 | 148 | 134 | 414   | 540        | 414  | 3   | -                    | 0.00 | =      | 0.00       | 148       | 414       | 190       | 540 |     |
| Scores were bowled after week 2 for weeks: 1 |              |         |          |     |     |     |       |            |      |     |                      |      |        |            |           |           |           |     |     |
| 2  | 05/19/26     | bk167   | 42       | 143 | 229 | 148 | 520   | 646        | 934  | 6   | 155.67               | -    | 0.00   | =          | 155.67    | 229       | 520       | 271 | 646 |
| 3  | 05/26/26     | bk167   | 42       | 246 | 158 | 170 | 574   | 700        | 1508 | 9   | 167.56               | -    | 155.67 | =          | 11.89     | 246       | 574       | 288 | 700 |

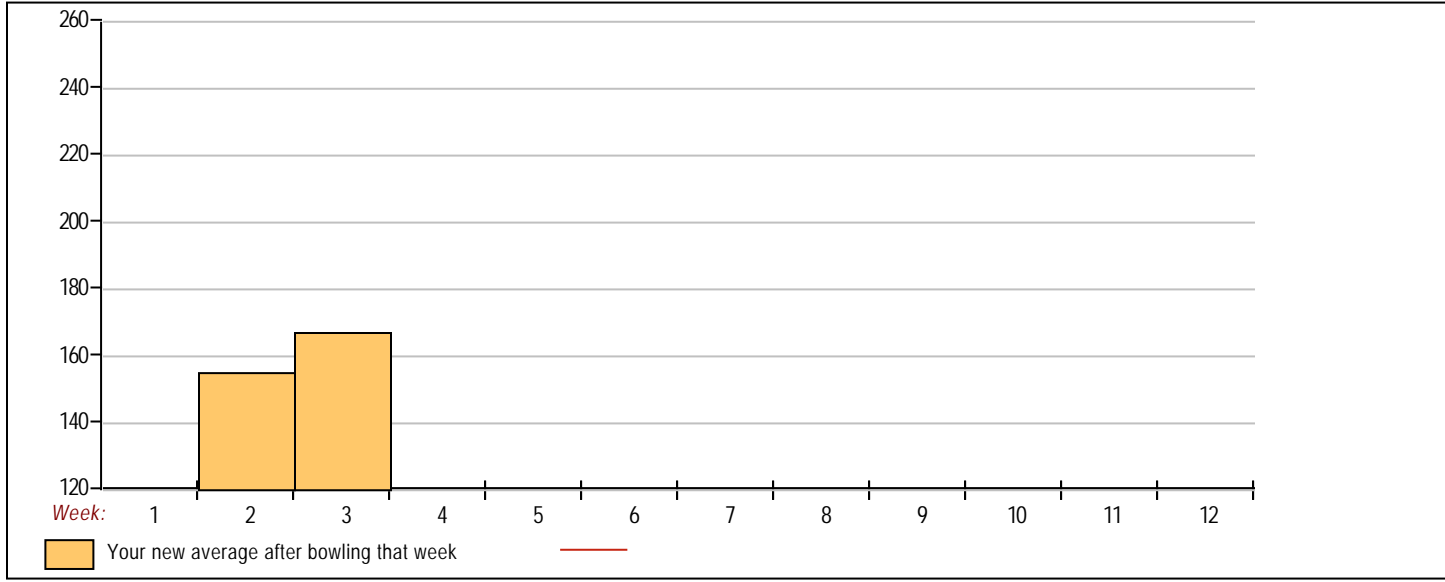


|      |       |       |       |       |       |       |       |       |       |
|------|-------|-------|-------|-------|-------|-------|-------|-------|-------|
| <100 | 100's | 125's | 150's | 175's | 200's | 225's | 250's | 275's | 300's |
|      |       | 5     | 2     |       |       | 2     |       |       |       |
| <400 | 400's | 450's | 500's | 550's | 600's | 650's | 700's | 750's | 800's |
|      | 1     |       | 1     | 1     |       |       |       |       |       |

| Avg of Game 1 | Avg of Game 2 | Avg of Game 3 |
|---------------|---------------|---------------|
| 173.67        | 178.33        | 150.67        |

High game of 246 on week 3      High series of 574 on week 3      High average of 167.56 after bowling week 3  
 Low game of 132 on week 1      Low series of 414 on week 1      Low average of 155.67 after bowling week 2

High Scores by Game  
 Game #1: 246 on week 3    Game #2: 229 on week 2    Game #3: 170 on week 3



Note: This report includes information through May 26 which is Week 3 of 12

**Nick Hoey's Bowling Record - Team 21: Team 21**

| Week No.                                     | Bowling Date | Old Avg | Old HDCP | -1- | -2- | -3- | Total | HDCP Total | Pins | Gms | ---Average Change---<br>New - Old ---> +/- |      |        | High Game | High Sers | HDCP Game | HDCP Sers |     |     |
|--|--------------|---------|----------|-----|-----|-----|-------|------------|------|-----|--|------|--------|-----------|-----------|-----------|-----------|-----|-----|
| ----- Week 1 was bowled after week 2 -----   |              |         |          |     |     |     |       |            |      |     |  |      |        |           |           |           |           |     |     |
| 1  | 05/12/26     | bk184   | 28       | 185 | 181 | 199 | 565   | 649        | 565  | 3   | -  | 0.00 | =      | 0.00      | 199       | 565       | 227       | 649 |     |
| Scores were bowled after week 2 for weeks: 1 |              |         |          |     |     |     |       |            |      |     |  |      |        |           |           |           |           |     |     |
| 2  | 05/19/26     | bk184   | 28       | 160 | 260 | 191 | 611   | 695        | 1176 | 6   | 196.00                                     | -    | 0.00   | =         | 196.00    | 260       | 611       | 288 | 695 |
| 3  | 05/26/26     | bk184   | 28       | 205 | 169 | 168 | 542   | 626        | 1718 | 9   | 190.89                                     | -    | 196.00 | =         | -5.11     | 260       | 611       | 288 | 695 |

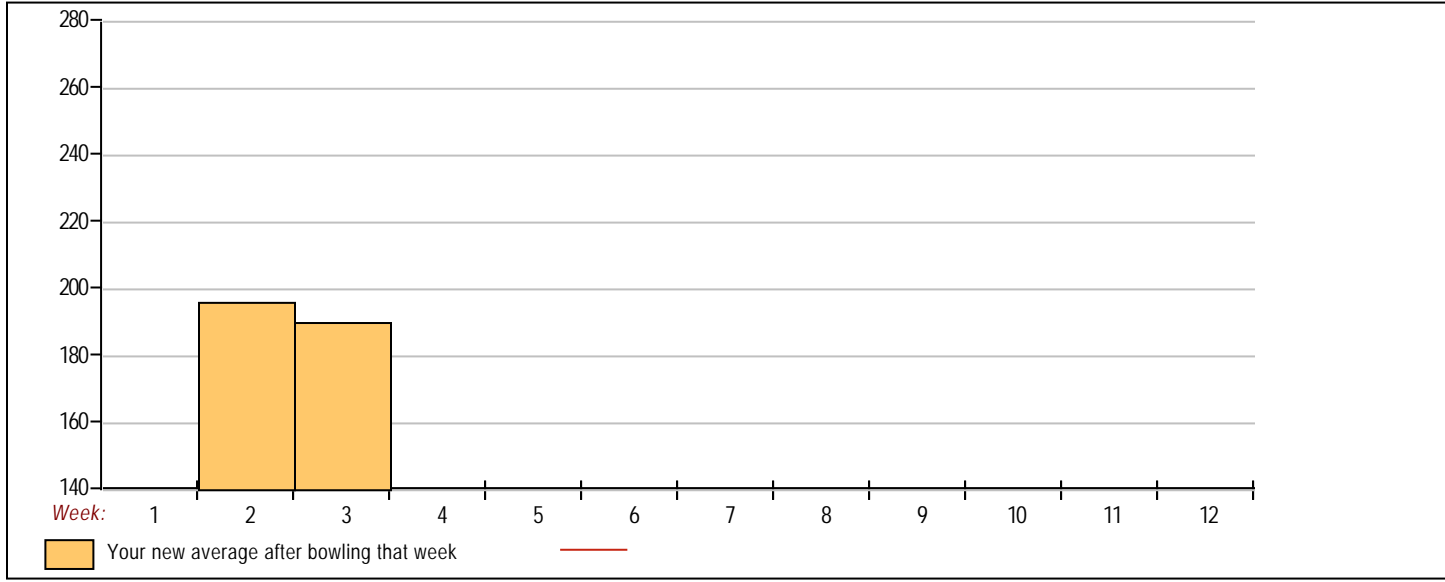


|                |              |              |              |              |              |              |              |              |              |
|----------------|--------------|--------------|--------------|--------------|--------------|--------------|--------------|--------------|--------------|
| <u>&lt;100</u> | <u>100's</u> | <u>125's</u> | <u>150's</u> | <u>175's</u> | <u>200's</u> | <u>225's</u> | <u>250's</u> | <u>275's</u> | <u>300's</u> |
|                |              |              | 3            | 4            | 1            |              | 1            |              |              |
| <u>&lt;400</u> | <u>400's</u> | <u>450's</u> | <u>500's</u> | <u>550's</u> | <u>600's</u> | <u>650's</u> | <u>700's</u> | <u>750's</u> | <u>800's</u> |
|                |              |              | 1            | 1            | 1            |              |              |              |              |

|                      |                      |                      |
|----------------------|----------------------|----------------------|
| <u>Avg of Game 1</u> | <u>Avg of Game 2</u> | <u>Avg of Game 3</u> |
| 183.33               | 203.33               | 186.00               |

High game of 260 on week 2      High series of 611 on week 2      High average of 196.00 after bowling week 2  
 Low game of 160 on week 2      Low series of 542 on week 3      Low average of 190.89 after bowling week 3

High Scores by Game  
 Game #1: 205 on week 3    Game #2: 260 on week 2    Game #3: 199 on week 1



Note: This report includes information through May 26 which is Week 3 of 12

**Jonathan Honciano's Bowling Record - Team 21: Team 21**

| Week No. | Bowling Date | Old Avg | Old HDCP | -1- | -2- | -3- | Total | HDCP  |      | ---Average Change--- |           |      | High Game | High Sers | HDCP Game | HDCP Sers |     |  |
|----------|--------------|---------|----------|-----|-----|-----|-------|-------|------|----------------------|-----------|------|-----------|-----------|-----------|-----------|-----|--|
|          |              |         |          |     |     |     |       | Total | Pins | Gms                  | New - Old | ---> |           |           |           |           | +/- |  |
| 1        | 05/12/26     | bk188   | 0        |     |     |     | 0     | 0     | 0    | 0                    | -         | 0.00 | =         | 0.00      | 0         | 0         |     |  |
| 2        | 05/19/26     | bk188   | 0        |     |     |     | 0     | 0     | 0    | 0                    | -         | 0.00 | =         | 0.00      | 0         | 0         |     |  |
| 3        | 05/26/26     | bk188   | 25       |     |     |     | 0     | 0     | 0    | 0                    | -         | 0.00 | =         | 0.00      | 0         | 0         |     |  |



<100    100's    125's    150's    175's    200's    225's    250's    275's    300's

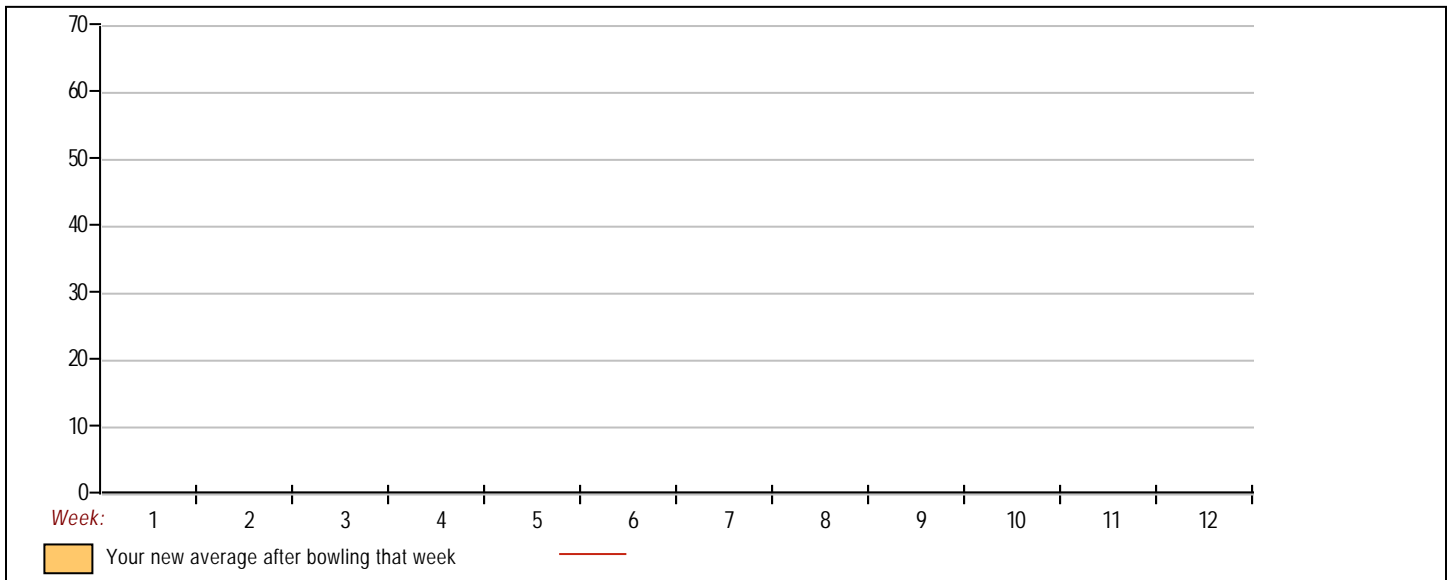
<400    400's    450's    500's    550's    600's    650's    700's    750's    800's

Avg of Game 1    Avg of Game 2    Avg of Game 3

High game of 0 on week 0                      High series of 0 on week 0                      High average of 0.00 after bowling week 3  
 Low game of 0 on week 0                      Low series of 0 on week 0                      Low average of 0.00 after bowling week 3

High Scores by Game

Game #1: 0 on week 0    Game #2: 0 on week 0    Game #3: 0 on week 0



Note: This report includes information through May 26 which is Week 3 of 12

**Alan Duong's Bowling Record - Team 21: Team 21**

| Week No. | Bowling Date | Old Avg | Old HDCP | -1- | -2- | -3- | Total | HDCP Total | Pins | Gms | ---Average Change--- |               |     | High Game | High Sers | HDCP Game | HDCP Sers |
|----------|--------------|---------|----------|-----|-----|-----|-------|------------|------|-----|----------------------|---------------|-----|-----------|-----------|-----------|-----------|
|          |              |         |          |     |     |     |       |            |      |     | New - Old            | --->          | +/- |           |           |           |           |
| 1        | 05/12/26     | bk181   | 0        |     |     |     | 0     | 0          | 0    | 0   |                      | - 0.00 = 0.00 | 0   | 0         |           |           |           |
| 2        | 05/19/26     | bk181   | 0        |     |     |     | 0     | 0          | 0    | 0   |                      | - 0.00 = 0.00 | 0   | 0         |           |           |           |
| 3        | 05/26/26     | bk181   | 31       |     |     |     | 0     | 0          | 0    | 0   |                      | - 0.00 = 0.00 | 0   | 0         |           |           |           |



<100    100's    125's    150's    175's    200's    225's    250's    275's    300's

<400    400's    450's    500's    550's    600's    650's    700's    750's    800's

Avg of Game 1    Avg of Game 2    Avg of Game 3

High game of 0 on week 0                      High series of 0 on week 0                      High average of 0.00 after bowling week 3  
 Low game of 0 on week 0                      Low series of 0 on week 0                      Low average of 0.00 after bowling week 3

High Scores by Game  
 Game #1: 0 on week 0    Game #2: 0 on week 0    Game #3: 0 on week 0

