

Note: This report includes information through May 26 which is Week 3 of 12

Gilbert Lee's Bowling Record - Team 20: Fraternify of Bowlers

Week No.	Bowling Date	Old Avg	Old HDCP	-			Total	HDCP Total	Pins	Gms	---Average Change---			High Game	High Sers	HDCP Game	HDCP Sers		
				-1-	-2-	-3-					New - Old	--->	+/-						
1	05/12/26	bk140	0				0	0	0	0	-	0.00	=	0.00	0	0			
2	05/19/26	bk140	64	144	183	102	429	621	429	3	143.00	-	0.00	=	143.00	183	429	247	621
3	05/26/26	bk140	64	127	105	143	375	567	804	6	134.00	-	143.00	=	-9.00	183	429	247	621

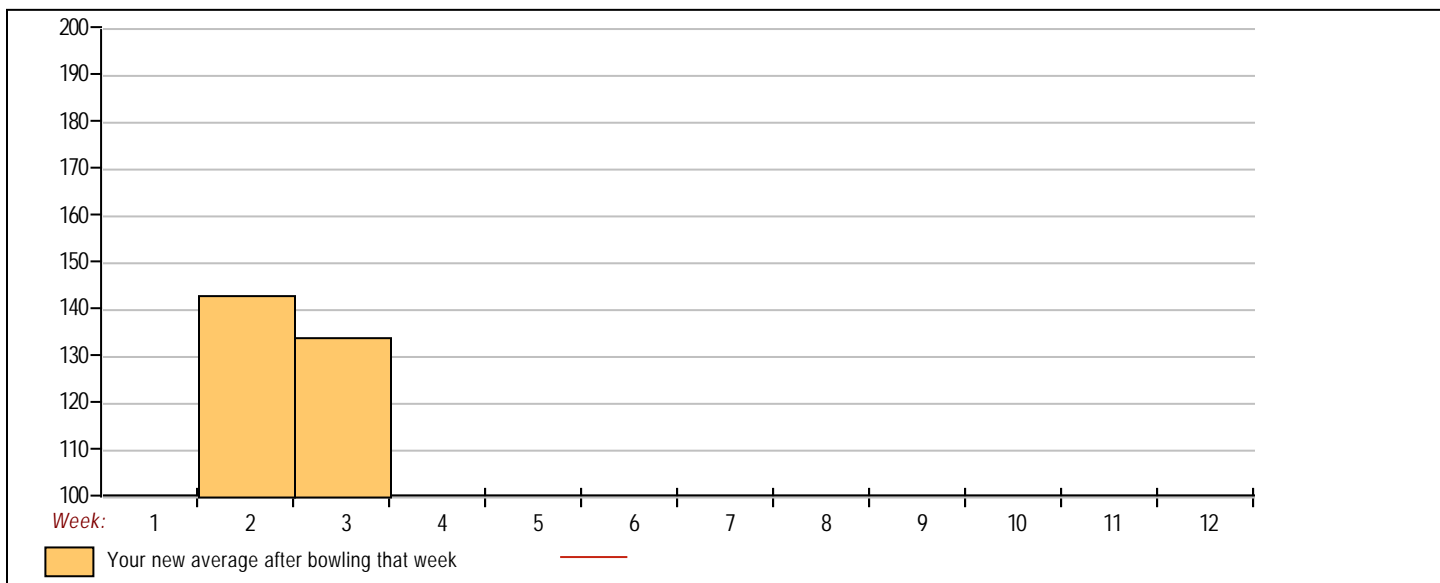


<u><100</u>	<u>100's</u>	<u>125's</u>	<u>150's</u>	<u>175's</u>	<u>200's</u>	<u>225's</u>	<u>250's</u>	<u>275's</u>	<u>300's</u>
	2	3		1					
<u><400</u>	<u>400's</u>	<u>450's</u>	<u>500's</u>	<u>550's</u>	<u>600's</u>	<u>650's</u>	<u>700's</u>	<u>750's</u>	<u>800's</u>
1	1								

<u>Avg of Game 1</u>	<u>Avg of Game 2</u>	<u>Avg of Game 3</u>
135.50	144.00	122.50

High game of 183 on week 2 High series of 429 on week 2 High average of 143.00 after bowling week 2
 Low game of 102 on week 2 Low series of 375 on week 3 Low average of 134.00 after bowling week 3

High Scores by Game
 Game #1: 144 on week 2 Game #2: 183 on week 2 Game #3: 143 on week 3



Note: This report includes information through May 26 which is Week 3 of 12

Brian Young's Bowling Record - Team 20: Fraternity of Bowlers

Week No.	Bowling Date	Old Avg	Old HDCP	-			Total	HDCP Total	Pins	Gms	---Average Change---			High Game	High Sers	HDCP Game	HDCP Sers		
				-1-	-2-	-3-					New - Old	--->	+/-						
1	05/12/26	bk176	35	152	143	171	466	571	466	3	155.33	-	0.00	=	155.33	171	466	206	571
2	05/19/26	bk176	0				0	0	466	3	155.33	-	155.33	=	0.00	171	466	206	571
3	05/26/26	bk176	35	200	169	202	571	676	1037	6	172.83	-	155.33	=	17.50	202	571	237	676



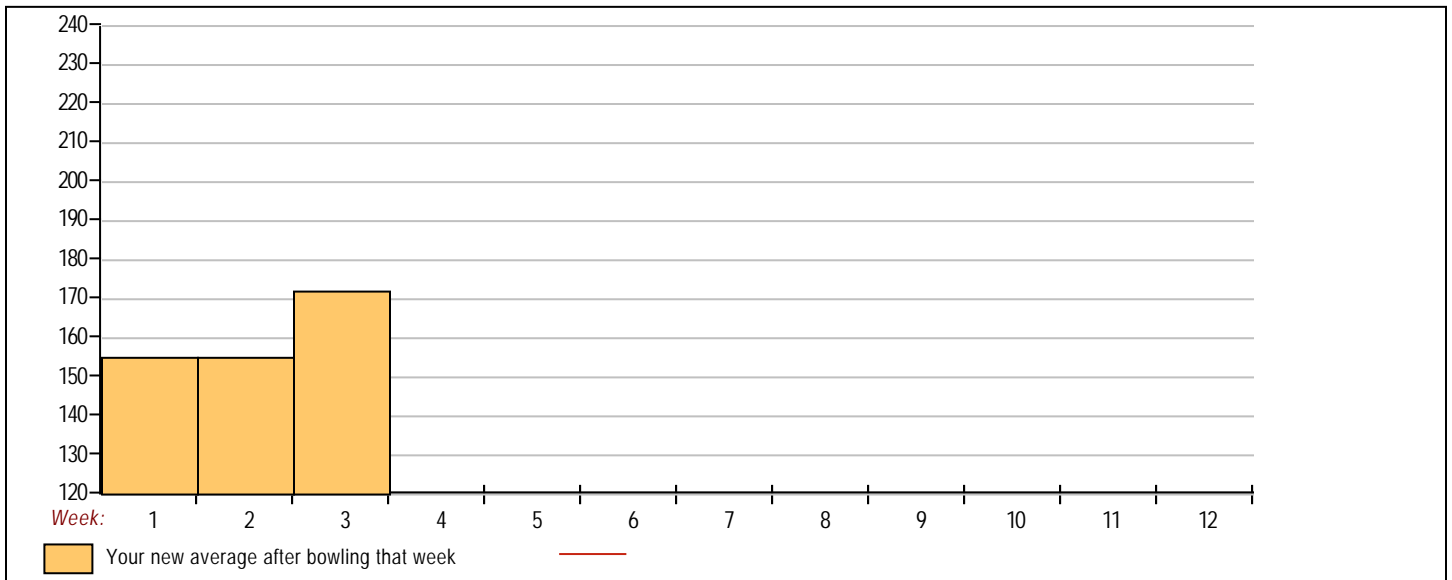
<u><100</u>	<u>100's</u>	<u>125's</u>	<u>150's</u>	<u>175's</u>	<u>200's</u>	<u>225's</u>	<u>250's</u>	<u>275's</u>	<u>300's</u>
		1	3		2				
<u><400</u>	<u>400's</u>	<u>450's</u>	<u>500's</u>	<u>550's</u>	<u>600's</u>	<u>650's</u>	<u>700's</u>	<u>750's</u>	<u>800's</u>
		1		1					

<u>Avg of Game 1</u>	<u>Avg of Game 2</u>	<u>Avg of Game 3</u>
176.00	156.00	186.50

High game of 202 on week 3	High series of 571 on week 3	High average of 172.83 after bowling week 3
Low game of 143 on week 1	Low series of 466 on week 1	Low average of 155.33 after bowling week 1

High Scores by Game

Game #1: **200** on week **3** Game #2: **169** on week **3** Game #3: **202** on week **3**



Note: This report includes information through May 26 which is Week 3 of 12

Austin Carpenter's Bowling Record - Team 20: Fraternity of Bowlers

Week No.	Bowling Date	Old Avg	Old HDCP	-			Total	HDCP Total	Pins	Gms	---Average Change---			High Game	High Sers	HDCP Game	HDCP Sers		
				-1-	-2-	-3-					New - Old	--->	+/-						
1	05/12/26	bk182	0				0	0	0	0	-	0.00	=	0.00	0	0			
2	05/19/26	bk182	30	207	170	182	559	649	559	3	186.33	-	0.00	=	186.33	207	559	237	649
3	05/26/26	bk182	30	225	172	171	568	658	1127	6	187.83	-	186.33	=	1.50	225	568	255	658



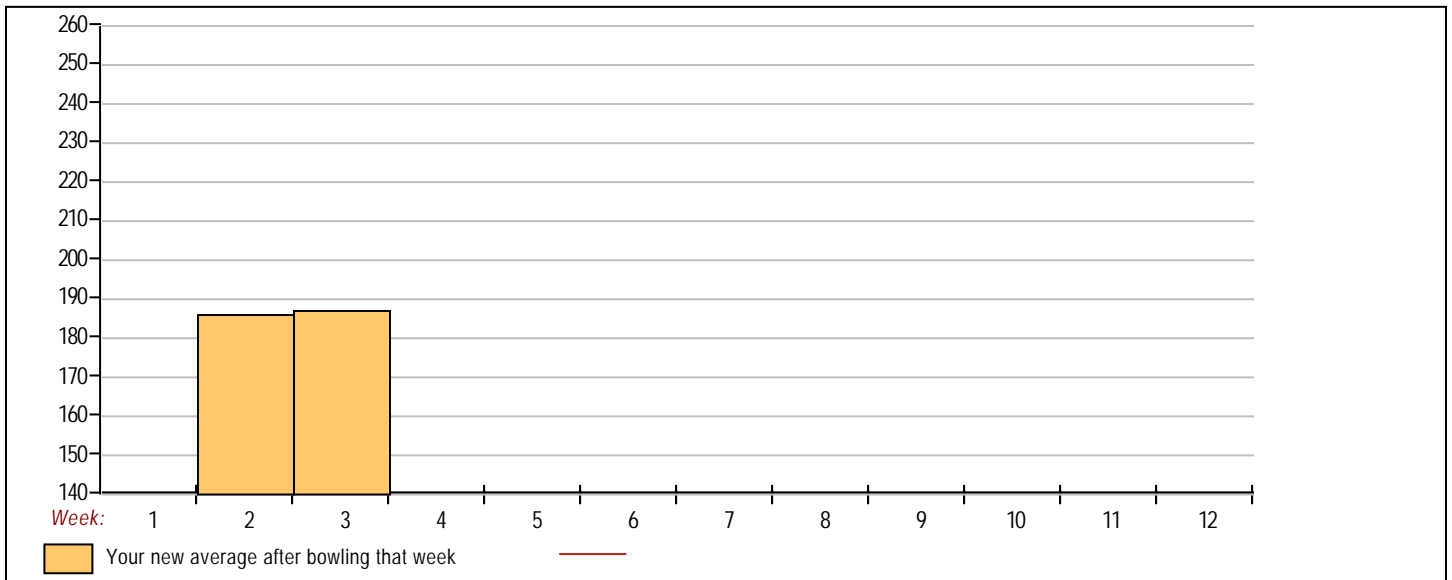
<u><100</u>	<u>100's</u>	<u>125's</u>	<u>150's</u>	<u>175's</u>	<u>200's</u>	<u>225's</u>	<u>250's</u>	<u>275's</u>	<u>300's</u>
			3	1	1	1			
<u><400</u>	<u>400's</u>	<u>450's</u>	<u>500's</u>	<u>550's</u>	<u>600's</u>	<u>650's</u>	<u>700's</u>	<u>750's</u>	<u>800's</u>
				2					

<u>Avg of Game 1</u>	<u>Avg of Game 2</u>	<u>Avg of Game 3</u>
216.00	171.00	176.50

High game of 225 on week 3	High series of 568 on week 3	High average of 187.83 after bowling week 3
Low game of 170 on week 2	Low series of 559 on week 2	Low average of 186.33 after bowling week 2

High Scores by Game

Game #1: **225** on week **3** Game #2: **172** on week **3** Game #3: **182** on week **2**



Note: This report includes information through May 26 which is Week 3 of 12

Tuan Le's Bowling Record - Team 20: Fraternify of Bowlers

Week No.	Bowling Date	Old Avg	Old HDCP	-1-	-2-	-3-	Total	HDCP		---Average Change---			High Game	High Sers	HDCP Game	HDCP Sers		
								Total	Pins	Gms	New - Old	--->					+/-	
1	05/12/26	bk177	0				0	0	0	0	-	0.00	=	0.00	0	0		
2	05/19/26	bk177	0				0	0	0	0	-	0.00	=	0.00	0	0		
3	05/26/26	bk177	34				0	0	0	0	-	0.00	=	0.00	0	0		

<100 100's 125's 150's 175's 200's 225's 250's 275's 300's

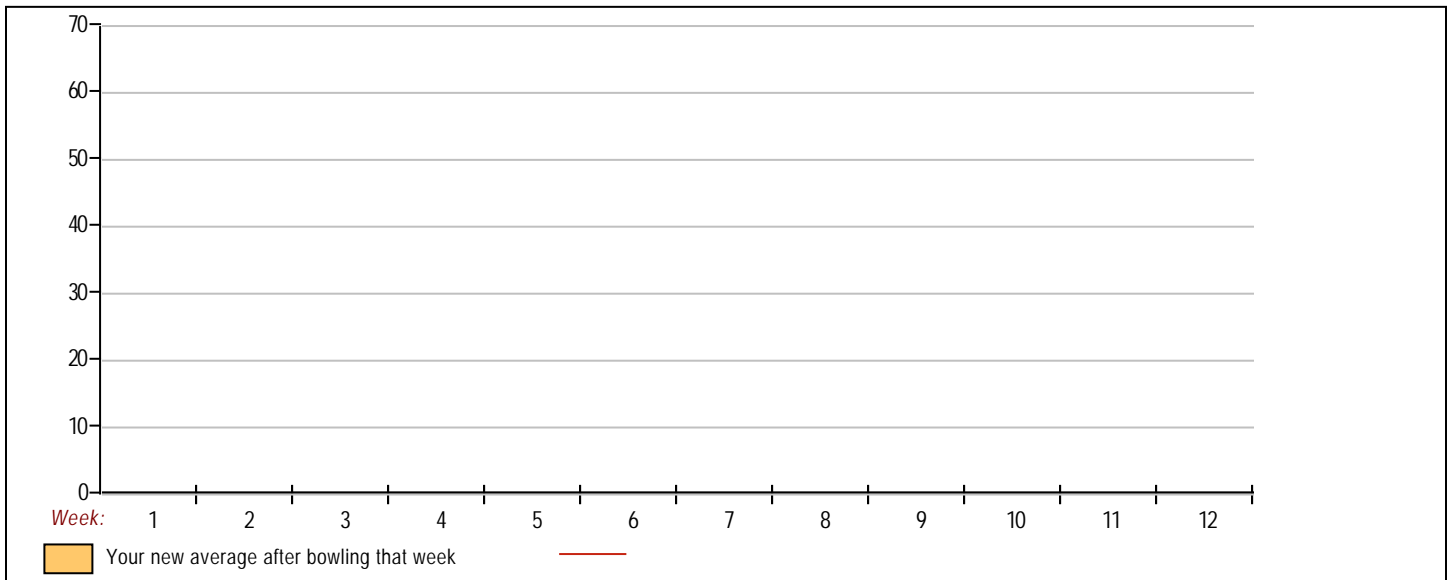
<400 400's 450's 500's 550's 600's 650's 700's 750's 800's

Avg of Game 1 Avg of Game 2 Avg of Game 3

High game of 0 on week 0 High series of 0 on week 0 High average of 0.00 after bowling week 3
 Low game of 0 on week 0 Low series of 0 on week 0 Low average of 0.00 after bowling week 3

High Scores by Game

Game #1: 0 on week 0 Game #2: 0 on week 0 Game #3: 0 on week 0



Note: This report includes information through May 26 which is Week 3 of 12

Russell Wong's Bowling Record - Team 20: Fraternify of Bowlers

Week No.	Bowling Date	Old Avg	Old HDCP	-1-	-2-	-3-	Total	HDCP		---Average Change---			High Game	High Sers	HDCP Game	HDCP Sers		
								Total	Pins	Gms	New - Old	--->					+/-	
1	05/12/26	bk147	0				0	0	0	0	-	0.00	=	0.00	0	0		
2	05/19/26	bk147	0				0	0	0	0	-	0.00	=	0.00	0	0		
3	05/26/26	bk147	58				0	0	0	0	-	0.00	=	0.00	0	0		



<100 100's 125's 150's 175's 200's 225's 250's 275's 300's

<400 400's 450's 500's 550's 600's 650's 700's 750's 800's

Avg of Game 1 Avg of Game 2 Avg of Game 3

High game of 0 on week 0 High series of 0 on week 0 High average of 0.00 after bowling week 3
 Low game of 0 on week 0 Low series of 0 on week 0 Low average of 0.00 after bowling week 3

High Scores by Game

Game #1: 0 on week 0 Game #2: 0 on week 0 Game #3: 0 on week 0

