

Note: This report includes information through May 26 which is Week 3 of 12

Vacant 's Bowling Record - Team 17: Mod Squad

Week No.	Bowling Date	Old Avg	Old HDCP	-1-	-2-	-3-	Total	HDCP Total	Pins	Gms	---Average Change---			High Game	High Sers	HDCP Game	HDCP Sers	
											New - Old	--->	+/-					
1	05/12/26	140	64	v140	v140	v140	420	612	0	0	-	0.00	=	0.00	0	0		
2	05/19/26	140	64	v140	v140	v140	420	612	0	0	-	0.00	=	0.00	0	0		
3	05/26/26	140	64	v140	v140	v140	420	612	0	0	-	0.00	=	0.00	0	0		

<100 100's 125's 150's 175's 200's 225's 250's 275's 300's

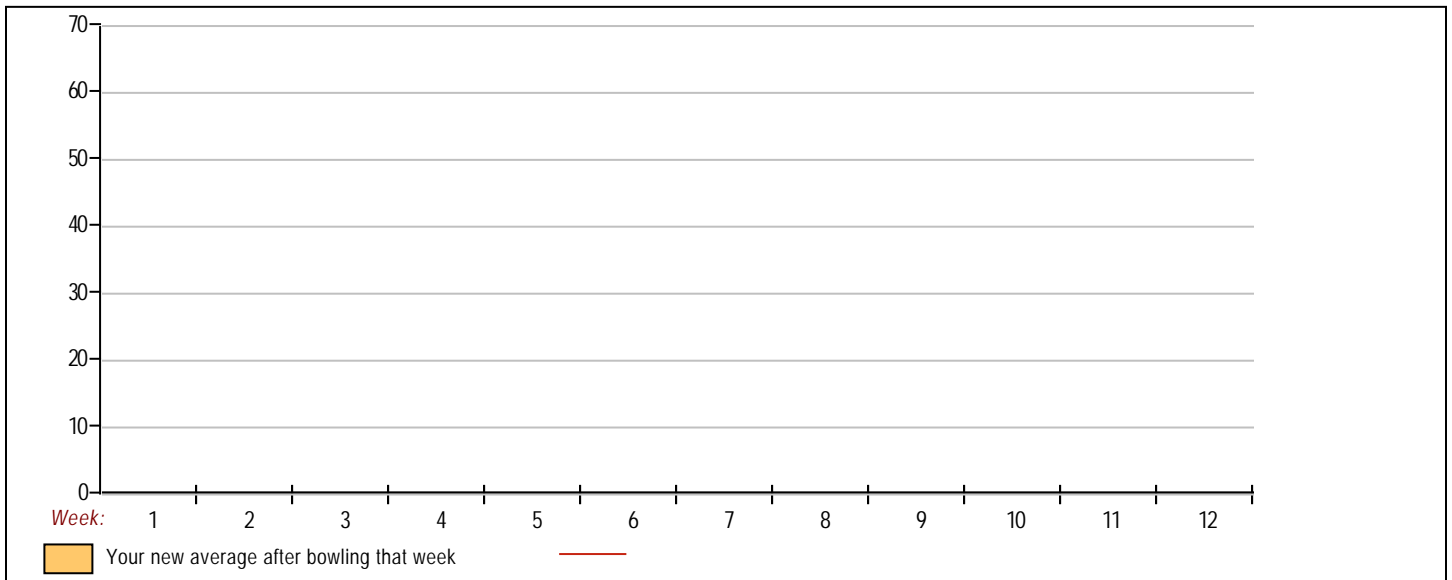
<400 400's 450's 500's 550's 600's 650's 700's 750's 800's

Avg of Game 1 Avg of Game 2 Avg of Game 3

High game of 0 on week 0 High series of 0 on week 0 High average of 0.00 after bowling week 3
 Low game of 0 on week 0 Low series of 0 on week 0 Low average of 0.00 after bowling week 3

High Scores by Game

Game #1: 0 on week 0 Game #2: 0 on week 0 Game #3: 0 on week 0



Note: This report includes information through May 26 which is Week 3 of 12

Mike Livingston's Bowling Record - Team 17: Mod Squad

Week No.	Bowling Date	Old Avg	Old HDCP	Scores			Total	HDCP Total	Pins	Gms	---Average Change---			High Game	High Sers	HDCP Game	HDCP Sers
				-1-	-2-	-3-					New - Old	--->	+/-				
1	05/12/26	bk173	0				0	0	0	0		- 0.00	= 0.00	0	0		
2	05/19/26	bk173	37	208	162	144	514	625	514	3	171.33	- 0.00	= 171.33	208	514	245	625
3	05/26/26	bk173	37	168	175	164	507	618	1021	6	170.17	- 171.33	= -1.17	208	514	245	625



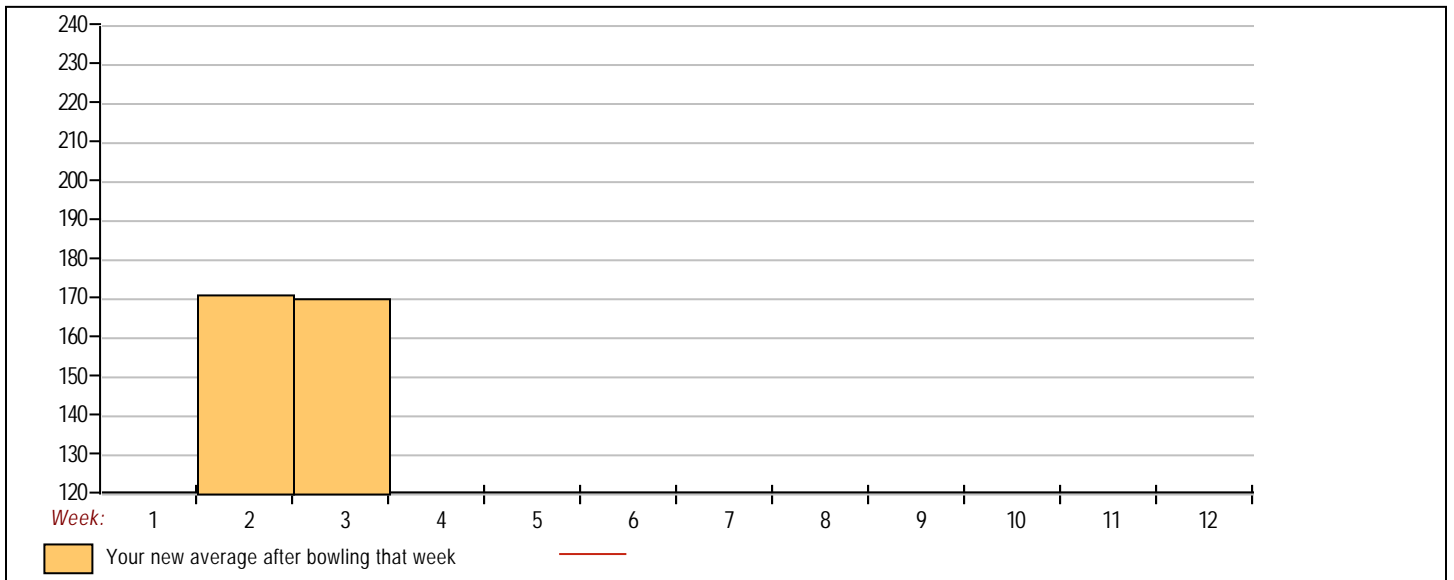
<u><100</u>	<u>100's</u>	<u>125's</u>	<u>150's</u>	<u>175's</u>	<u>200's</u>	<u>225's</u>	<u>250's</u>	<u>275's</u>	<u>300's</u>
		1	3	1	1				
<u><400</u>	<u>400's</u>	<u>450's</u>	<u>500's</u>	<u>550's</u>	<u>600's</u>	<u>650's</u>	<u>700's</u>	<u>750's</u>	<u>800's</u>
			2						

<u>Avg of Game 1</u>	<u>Avg of Game 2</u>	<u>Avg of Game 3</u>
188.00	168.50	154.00

High game of 208 on week 2	High series of 514 on week 2	High average of 171.33 after bowling week 2
Low game of 144 on week 2	Low series of 507 on week 3	Low average of 170.17 after bowling week 3

High Scores by Game

Game #1: 208 on week 2 Game #2: 175 on week 3 Game #3: 164 on week 3



Note: This report includes information through May 26 which is Week 3 of 12

Ken Yao's Bowling Record - Team 17: Mod Squad

Week No.	Bowling Date	Old Avg	Old HDCP	---Average Change---			Total	HDCP Total	Pins	Gms	New - Old ---> +/-			High Game	High Sers	HDCP Game	HDCP Sers		
				-1-	-2-	-3-							=						
1	05/12/26	bk165	44	154	195	145	494	626	494	3	164.67	-	0.00	=	164.67	195	494	239	626
2	05/19/26	bk165	44	167	159	176	502	634	996	6	166.00	-	164.67	=	1.33	195	502	239	634
3	05/26/26	bk165	44	116	169	128	413	545	1409	9	156.56	-	166.00	=	-9.44	195	502	239	634



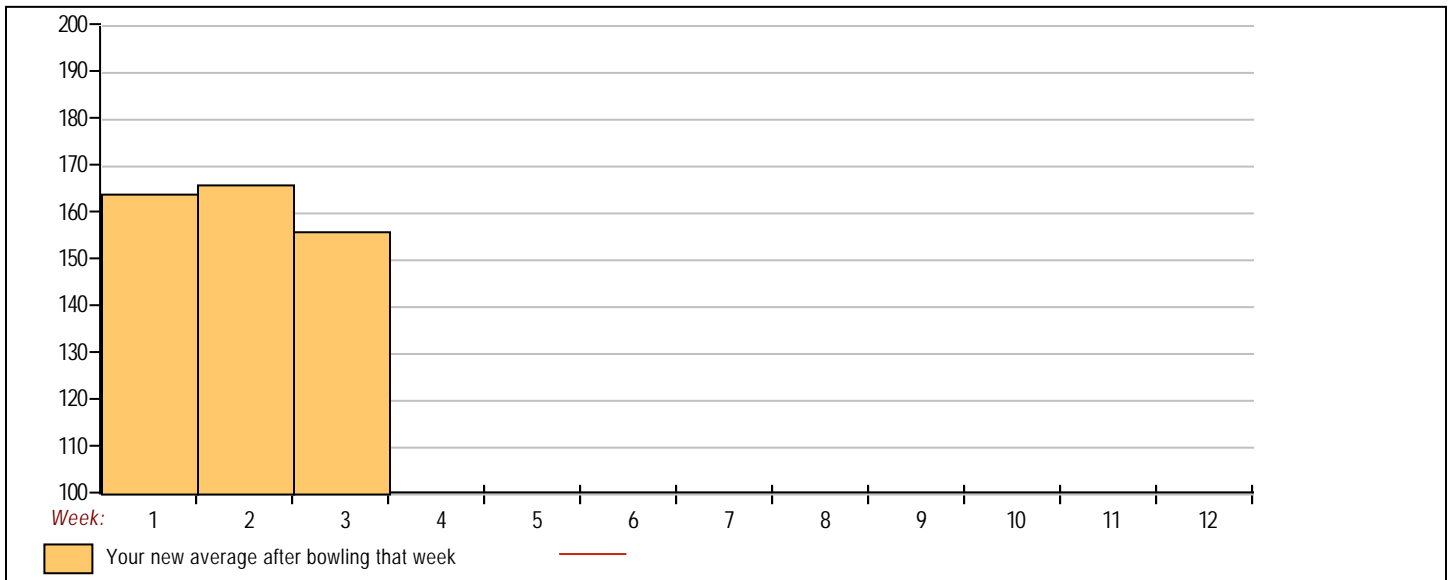
<u><100</u>	<u>100's</u>	<u>125's</u>	<u>150's</u>	<u>175's</u>	<u>200's</u>	<u>225's</u>	<u>250's</u>	<u>275's</u>	<u>300's</u>
	1	2	4	2					
<u><400</u>	<u>400's</u>	<u>450's</u>	<u>500's</u>	<u>550's</u>	<u>600's</u>	<u>650's</u>	<u>700's</u>	<u>750's</u>	<u>800's</u>
	1	1	1						

<u>Avg of Game 1</u>	<u>Avg of Game 2</u>	<u>Avg of Game 3</u>
145.67	174.33	149.67

High game of 195 on week 1 High series of 502 on week 2 High average of 166.00 after bowling week 2
 Low game of 116 on week 3 Low series of 413 on week 3 Low average of 156.56 after bowling week 3

High Scores by Game

Game #1: 167 on week 2 Game #2: 195 on week 1 Game #3: 176 on week 2



Note: This report includes information through May 26 which is Week 3 of 12

John Mendez's Bowling Record - Team 17: Mod Squad

Week No.	Bowling Date	Old Avg	Old HDCP	-1-	-2-	-3-	Total	HDCP Total	Pins	Gms	---Average Change---			High Game	High Sers	HDCP Game	HDCP Sers
											New - Old	--->	+/-				
1	05/12/26	bk157	0				0	0	0	0		- 0.00	= 0.00	0	0		
2	05/19/26	bk157	0				0	0	0	0		- 0.00	= 0.00	0	0		
3	05/26/26	bk157	50				0	0	0	0		- 0.00	= 0.00	0	0		



- | | | | | | | | | | |
|----------------|--------------|--------------|--------------|--------------|--------------|--------------|--------------|--------------|--------------|
| <u><100</u> | <u>100's</u> | <u>125's</u> | <u>150's</u> | <u>175's</u> | <u>200's</u> | <u>225's</u> | <u>250's</u> | <u>275's</u> | <u>300's</u> |
| <u><400</u> | <u>400's</u> | <u>450's</u> | <u>500's</u> | <u>550's</u> | <u>600's</u> | <u>650's</u> | <u>700's</u> | <u>750's</u> | <u>800's</u> |

Avg of Game 1 Avg of Game 2 Avg of Game 3

High game of 0 on week 0	High series of 0 on week 0	High average of 0.00 after bowling week 3
Low game of 0 on week 0	Low series of 0 on week 0	Low average of 0.00 after bowling week 3

High Scores by Game

Game #1: 0 on week 0 Game #2: 0 on week 0 Game #3: 0 on week 0

