

Note: This report includes information through May 26 which is Week 3 of 12

**Scott Zhao's Bowling Record - Team 15: Cookie Monster**

| Week No. | Bowling Date | Old Avg | Old HDCP | -   |     |     | Total | HDCP Total | Pins | Gms | ---Average Change--- |      |        | High Game | High Sers | HDCP Game | HDCP Sers |     |     |
|----------|--------------|---------|----------|-----|-----|-----|-------|------------|------|-----|----------------------|------|--------|-----------|-----------|-----------|-----------|-----|-----|
|          |              |         |          | -1- | -2- | -3- |       |            |      |     | New - Old            | ---> | +/-    |           |           |           |           |     |     |
| 1        | 05/12/26     | bk191   | 23       | 276 | 176 | 226 | 678   | 747        | 678  | 3   | 226.00               | -    | 0.00   | =         | 226.00    | 276       | 678       | 299 | 747 |
| 2        | 05/19/26     | bk191   | 23       | 219 | 219 | 172 | 610   | 679        | 1288 | 6   | 214.67               | -    | 226.00 | =         | -11.33    | 276       | 678       | 299 | 747 |
| 3        | 05/26/26     | bk191   | 23       | 147 | 221 | 146 | 514   | 583        | 1802 | 9   | 200.22               | -    | 214.67 | =         | -14.44    | 276       | 678       | 299 | 747 |

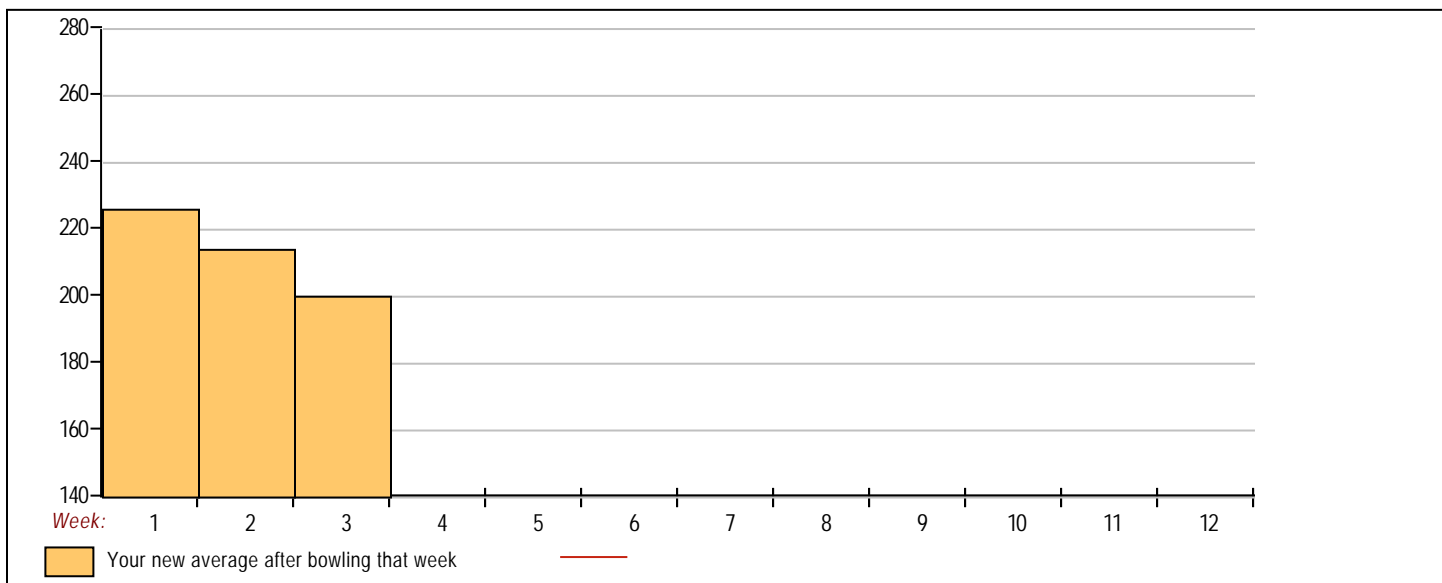


|                |              |              |              |              |              |              |              |              |              |
|----------------|--------------|--------------|--------------|--------------|--------------|--------------|--------------|--------------|--------------|
| <u>&lt;100</u> | <u>100's</u> | <u>125's</u> | <u>150's</u> | <u>175's</u> | <u>200's</u> | <u>225's</u> | <u>250's</u> | <u>275's</u> | <u>300's</u> |
|                |              | 2            | 1            | 1            | 3            | 1            |              | 1            |              |
| <u>&lt;400</u> | <u>400's</u> | <u>450's</u> | <u>500's</u> | <u>550's</u> | <u>600's</u> | <u>650's</u> | <u>700's</u> | <u>750's</u> | <u>800's</u> |
|                |              |              | 1            |              | 1            | 1            |              |              |              |

|                      |                      |                      |
|----------------------|----------------------|----------------------|
| <u>Avg of Game 1</u> | <u>Avg of Game 2</u> | <u>Avg of Game 3</u> |
| 214.00               | 205.33               | 181.33               |

High game of 276 on week 1      High series of 678 on week 1      High average of 226.00 after bowling week 1  
 Low game of 146 on week 3      Low series of 514 on week 3      Low average of 200.22 after bowling week 3

High Scores by Game  
 Game #1: 276 on week 1    Game #2: 221 on week 3    Game #3: 226 on week 1



Note: This report includes information through May 26 which is Week 3 of 12

**Danny To's Bowling Record - Team 15: Cookie Monster**

| Week No. | Bowling Date | Old Avg | Old HDCP | -   |     |     | Total | HDCP Total | Pins Gms |   | ---Average Change--- |      |        | High Game | High Sers | HDCP Game | HDCP Sers |     |     |
|----------|--------------|---------|----------|-----|-----|-----|-------|------------|----------|---|----------------------|------|--------|-----------|-----------|-----------|-----------|-----|-----|
|          |              |         |          | -1- | -2- | -3- |       |            | +        | + | New - Old            | ---> | +/-    |           |           |           |           |     |     |
| 1        | 05/12/26     | bk181   | 31       | 141 | 257 | 200 | 598   | 691        | 598      | 3 | 199.33               | -    | 0.00   | =         | 199.33    | 257       | 598       | 288 | 691 |
| 2        | 05/19/26     | bk181   | 31       | 222 | 181 | 165 | 568   | 661        | 1166     | 6 | 194.33               | -    | 199.33 | =         | -5.00     | 257       | 598       | 288 | 691 |
| 3        | 05/26/26     | bk181   | 31       | 209 | 187 | 167 | 563   | 656        | 1729     | 9 | 192.11               | -    | 194.33 | =         | -2.22     | 257       | 598       | 288 | 691 |

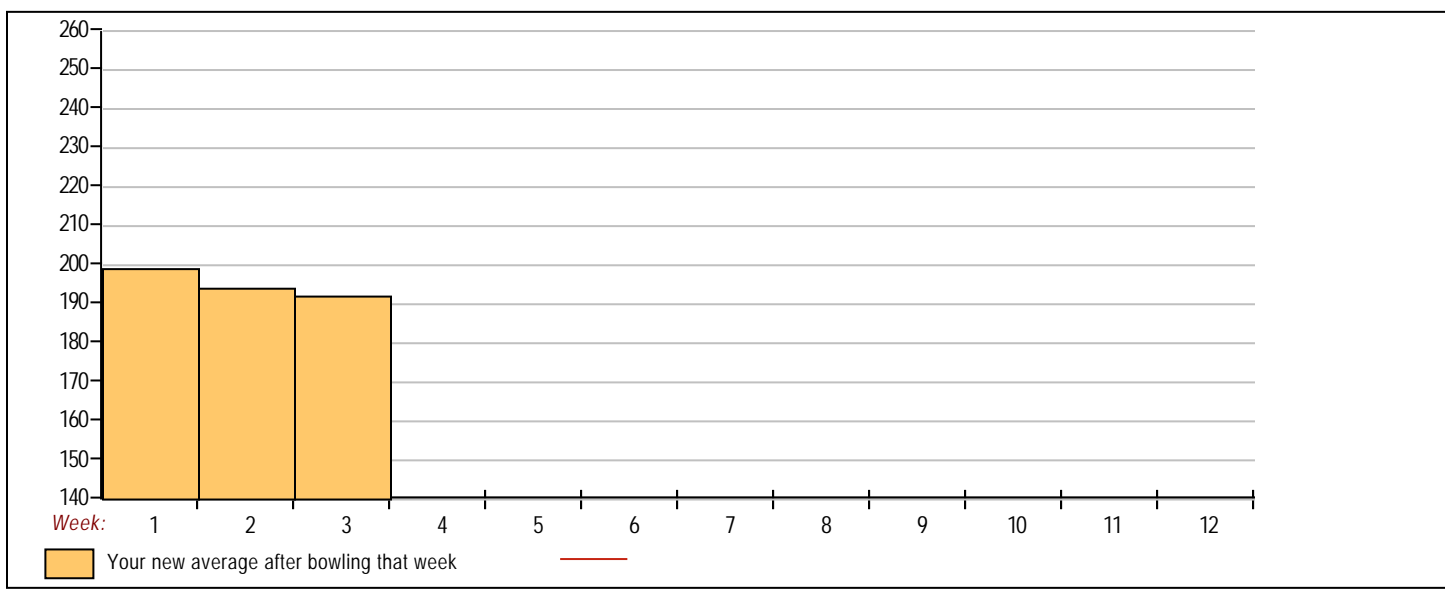


|                |              |              |              |              |              |              |              |              |              |
|----------------|--------------|--------------|--------------|--------------|--------------|--------------|--------------|--------------|--------------|
| <u>&lt;100</u> | <u>100's</u> | <u>125's</u> | <u>150's</u> | <u>175's</u> | <u>200's</u> | <u>225's</u> | <u>250's</u> | <u>275's</u> | <u>300's</u> |
|                |              | 1            | 2            | 2            | 3            |              | 1            |              |              |
| <u>&lt;400</u> | <u>400's</u> | <u>450's</u> | <u>500's</u> | <u>550's</u> | <u>600's</u> | <u>650's</u> | <u>700's</u> | <u>750's</u> | <u>800's</u> |
|                |              |              |              | 3            |              |              |              |              |              |

|                      |                      |                      |
|----------------------|----------------------|----------------------|
| <u>Avg of Game 1</u> | <u>Avg of Game 2</u> | <u>Avg of Game 3</u> |
| 190.67               | 208.33               | 177.33               |

High game of **257** on week **1**      High series of **598** on week **1**      High average of **199.33** after bowling week **1**  
 Low game of **141** on week **1**      Low series of **563** on week **3**      Low average of **192.11** after bowling week **3**

High Scores by Game  
 Game #1: **222** on week **2**   Game #2: **257** on week **1**   Game #3: **200** on week **1**



Note: This report includes information through May 26 which is Week 3 of 12

**Francis To's Bowling Record - Team 15: Cookie Monster**

| Week No. | Bowling Date | Old Avg | Old HDCP | -1- -2- -3- |     |     | Total | HDCP Total | Pins | Gms | ---Average Change---<br>New - Old ---> +/- |      |        | High Game | High Sers | HDCP Game | HDCP Sers |     |     |
|----------|--------------|---------|----------|-------------|-----|-----|-------|------------|------|-----|--|------|--------|-----------|-----------|-----------|-----------|-----|-----|
|          |              |         |          |             |     |     |       |            |      |     |  |      |        |           |           |           |           |     |     |
| 1        | 05/12/26     | bk182   | 0        |             |     |     | 0     | 0          | 0    | 0   | -  | 0.00 | =      | 0.00      | 0         | 0         |           |     |     |
| 2        | 05/19/26     | bk182   | 30       | 258         | 233 | 171 | 662   | 752        | 662  | 3   | 220.67                                     | -    | 0.00   | =         | 220.67    | 258       | 662       | 288 | 752 |
| 3        | 05/26/26     | bk182   | 30       | 150         | 152 | 174 | 476   | 566        | 1138 | 6   | 189.67                                     | -    | 220.67 | =         | -31.00    | 258       | 662       | 288 | 752 |



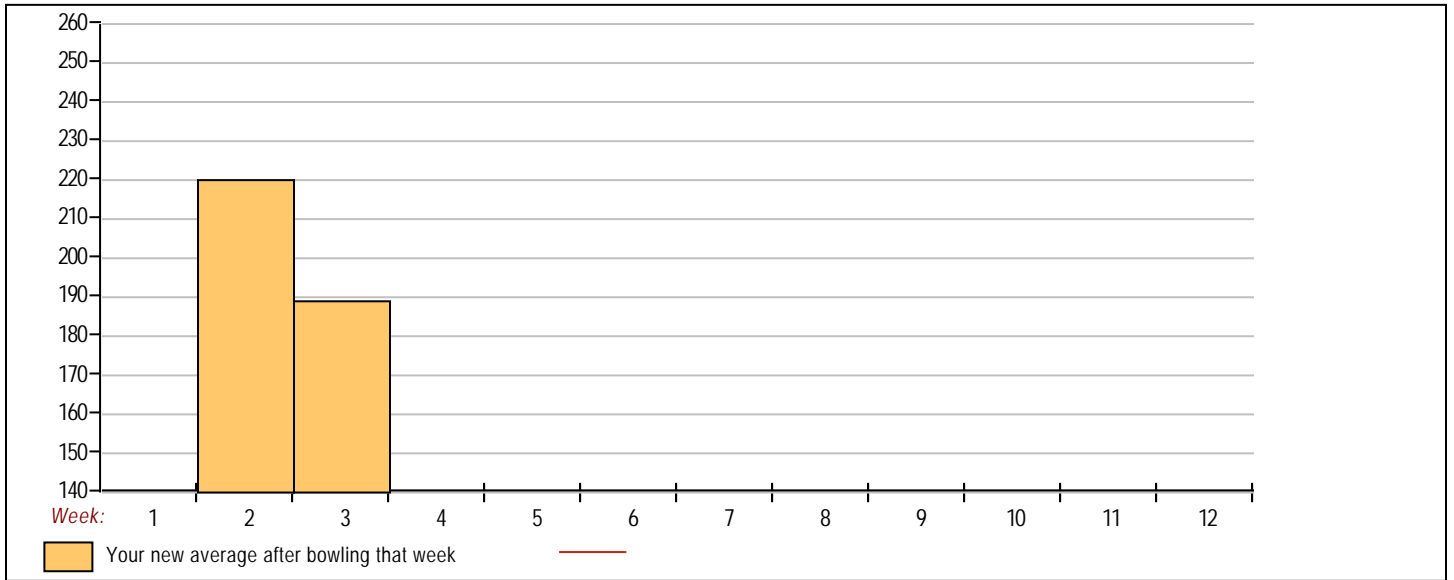
|                |              |              |              |              |              |              |              |              |              |
|----------------|--------------|--------------|--------------|--------------|--------------|--------------|--------------|--------------|--------------|
| <u>&lt;100</u> | <u>100's</u> | <u>125's</u> | <u>150's</u> | <u>175's</u> | <u>200's</u> | <u>225's</u> | <u>250's</u> | <u>275's</u> | <u>300's</u> |
|                |              |              | 4            |              |              | 1            | 1            |              |              |
| <u>&lt;400</u> | <u>400's</u> | <u>450's</u> | <u>500's</u> | <u>550's</u> | <u>600's</u> | <u>650's</u> | <u>700's</u> | <u>750's</u> | <u>800's</u> |
|                |              | 1            |              |              |              | 1            |              |              |              |

|                      |                      |                      |
|----------------------|----------------------|----------------------|
| <u>Avg of Game 1</u> | <u>Avg of Game 2</u> | <u>Avg of Game 3</u> |
| 204.00               | 192.50               | 172.50               |

|                            |                              |   |
|----------------------------|------------------------------|---|
| High game of 258 on week 2 | High series of 662 on week 2 | High average of 220.67 after bowling week 2 |
| Low game of 150 on week 3  | Low series of 476 on week 3  | Low average of 189.67 after bowling week 3  |

High Scores by Game

Game #1: 258 on week 2 Game #2: 233 on week 2 Game #3: 174 on week 3



Note: This report includes information through May 26 which is Week 3 of 12

**Jeff Goldenberg's Bowling Record - Team 15: Cookie Monster**

| Week No. | Bowling Date | Old Avg | Old HDCP | -1- | -2- | -3- | Total | HDCP Total | Pins | Gms | ---Average Change--- |     |        | High Game | High Sers | HDCP Game | HDCP Sers |     |     |
|----------|--------------|---------|----------|-----|-----|-----|-------|------------|------|-----|----------------------|-----|--------|-----------|-----------|-----------|-----------|-----|-----|
|          |              |         |          |     |     |     |       |            |      |     | New - Old            | --> | +/-    |           |           |           |           |     |     |
| 1        | 05/12/26     | bk209   | 8        | 203 | 237 | 179 | 619   | 643        | 619  | 3   | 206.33               | -   | 0.00   | =         | 206.33    | 237       | 619       | 245 | 643 |
| 2        | 05/19/26     | bk209   | 0        |     |     |     | 0     | 0          | 619  | 3   | 206.33               | -   | 206.33 | =         | 0.00      | 237       | 619       | 245 | 643 |
| 3        | 05/26/26     | bk209   | 8        |     |     |     | 0     | 0          | 619  | 3   | 206.33               | -   | 206.33 | =         | 0.00      | 237       | 619       | 245 | 643 |



|                |              |              |              |              |              |              |              |              |              |
|----------------|--------------|--------------|--------------|--------------|--------------|--------------|--------------|--------------|--------------|
| <u>&lt;100</u> | <u>100's</u> | <u>125's</u> | <u>150's</u> | <u>175's</u> | <u>200's</u> | <u>225's</u> | <u>250's</u> | <u>275's</u> | <u>300's</u> |
|                |              |              |              | 1            | 1            | 1            |              |              |              |
| <u>&lt;400</u> | <u>400's</u> | <u>450's</u> | <u>500's</u> | <u>550's</u> | <u>600's</u> | <u>650's</u> | <u>700's</u> | <u>750's</u> | <u>800's</u> |
|                |              |              |              |              | 1            |              |              |              |              |

|                      |                      |                      |
|----------------------|----------------------|----------------------|
| <u>Avg of Game 1</u> | <u>Avg of Game 2</u> | <u>Avg of Game 3</u> |
| 203.00               | 237.00               | 179.00               |

High game of 237 on week 1      High series of 619 on week 1      High average of 206.33 after bowling week 1  
 Low game of 179 on week 1      Low series of 619 on week 1      Low average of 206.33 after bowling week 1

High Scores by Game

Game #1: 203 on week 1    Game #2: 237 on week 1    Game #3: 179 on week 1

