

Note: This report includes information through May 26 which is Week 3 of 12

Ken Choi's Bowling Record - Team 14: Team 14

Week No.	Bowling Date	Old Avg	Old HDCP	-			Total	HDCP Total	Pins	Gms	---Average Change---			High Game	High Sers	HDCP Game	HDCP Sers		
				-1-	-2-	-3-					New	Old	---> +/-						
1	05/12/26	bk164	0				0	0	0	0	-	0.00	=	0.00	0	0			
2	05/19/26	bk164	44	191	189	136	516	648	516	3	172.00	-	0.00	=	172.00	191	516	235	648
3	05/26/26	bk164	44	144	138	106	388	520	904	6	150.67	-	172.00	=	-21.33	191	516	235	648

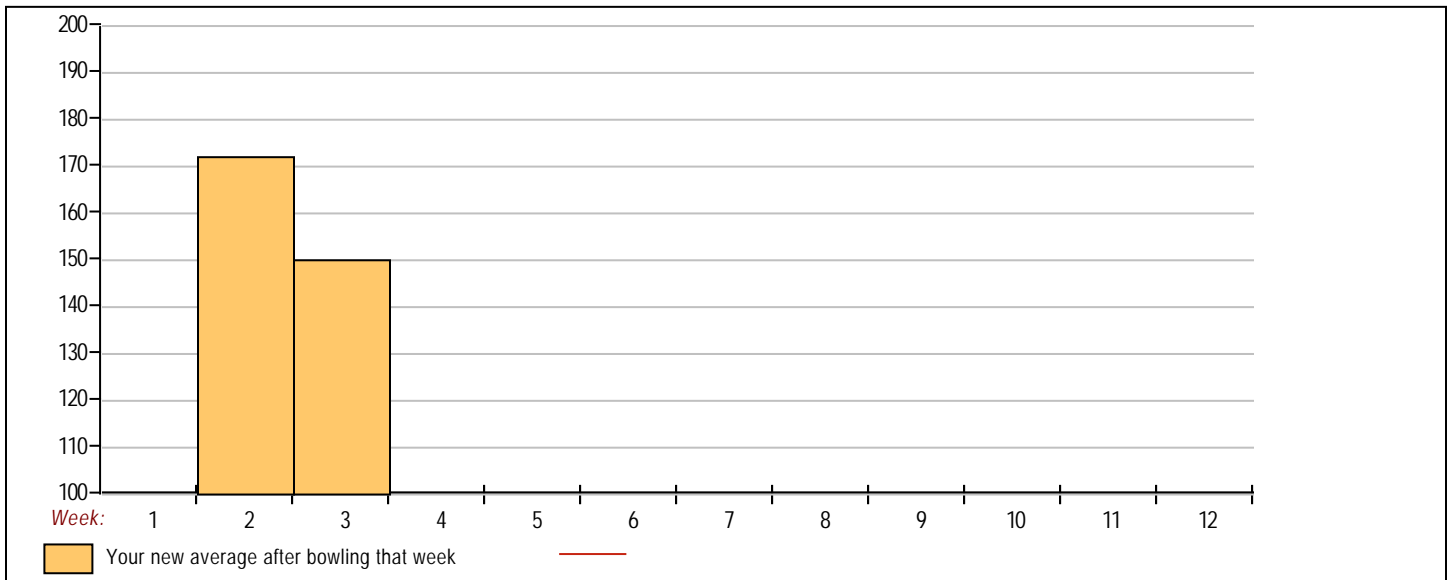


<u><100</u>	<u>100's</u>	<u>125's</u>	<u>150's</u>	<u>175's</u>	<u>200's</u>	<u>225's</u>	<u>250's</u>	<u>275's</u>	<u>300's</u>
	1	3		2					
<u><400</u>	<u>400's</u>	<u>450's</u>	<u>500's</u>	<u>550's</u>	<u>600's</u>	<u>650's</u>	<u>700's</u>	<u>750's</u>	<u>800's</u>
1			1						

<u>Avg of Game 1</u>	<u>Avg of Game 2</u>	<u>Avg of Game 3</u>
167.50	163.50	121.00

High game of **191** on week **2** High series of **516** on week **2** High average of **172.00** after bowling week **2**
 Low game of **106** on week **3** Low series of **388** on week **3** Low average of **150.67** after bowling week **3**

High Scores by Game
 Game #1: **191** on week **2** Game #2: **189** on week **2** Game #3: **136** on week **2**



Note: This report includes information through May 26 which is Week 3 of 12

Sang Lai's Bowling Record - Team 14: Team 14

Week No.	Bowling Date	Old Avg	Old HDCP	Score			Total	HDCP Total	Pins		Gms	---Average Change---			High Game	High Sers	HDCP Game	HDCP Sers	
				-1-	-2-	-3-			Total	Total		New - Old ---> +/-	Game	Sers					
1	05/12/26	bk190	24	244	200	153	597	669	597	3	199.00	-	0.00	=	199.00	244	597	268	669
2	05/19/26	bk190	24	204	199	168	571	643	1168	6	194.67	-	199.00	=	-4.33	244	597	268	669
3	05/26/26	bk190	24	225	181	179	585	657	1753	9	194.78	-	194.67	=	0.11	244	597	268	669

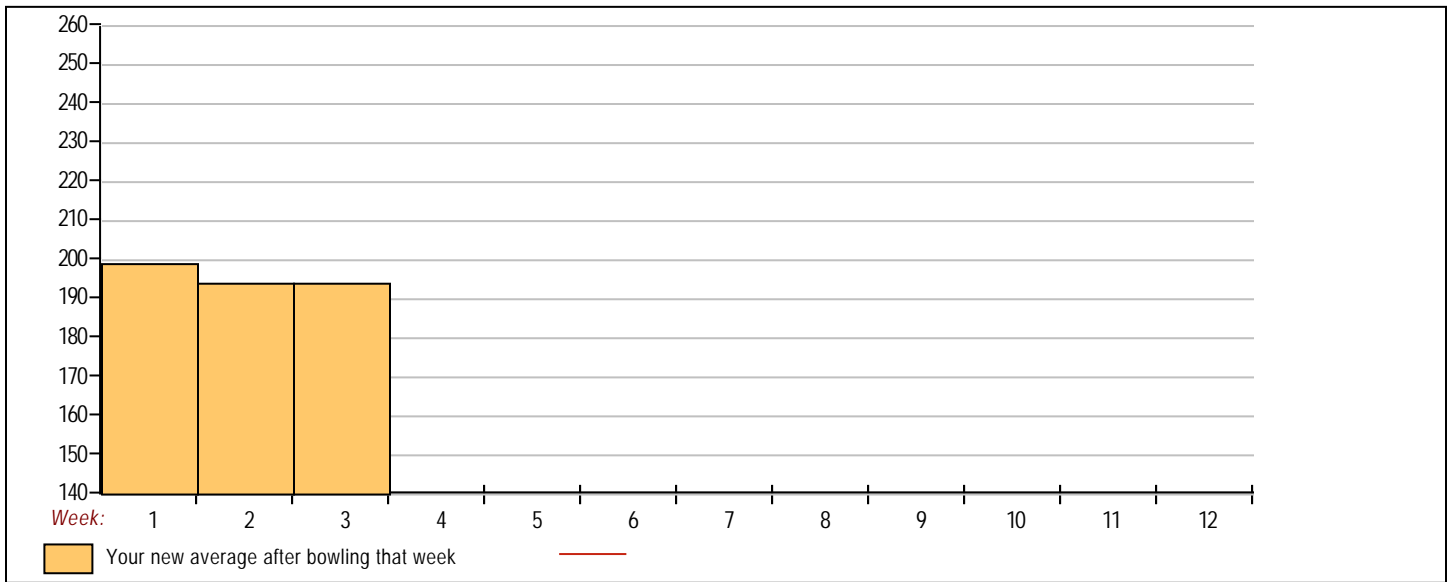


<u><100</u>	<u>100's</u>	<u>125's</u>	<u>150's</u>	<u>175's</u>	<u>200's</u>	<u>225's</u>	<u>250's</u>	<u>275's</u>	<u>300's</u>
			2	3	2	2			
<u><400</u>	<u>400's</u>	<u>450's</u>	<u>500's</u>	<u>550's</u>	<u>600's</u>	<u>650's</u>	<u>700's</u>	<u>750's</u>	<u>800's</u>
				3					

<u>Avg of Game 1</u>	<u>Avg of Game 2</u>	<u>Avg of Game 3</u>
224.33	193.33	166.67

High game of 244 on week 1	High series of 597 on week 1	High average of 199.00 after bowling week 1
Low game of 153 on week 1	Low series of 571 on week 2	Low average of 194.67 after bowling week 2

High Scores by Game
 Game #1: 244 on week 1 Game #2: 200 on week 1 Game #3: 179 on week 3



Note: This report includes information through May 26 which is Week 3 of 12

Kevin Zhou's Bowling Record - Team 14: Team 14

Week No.	Bowling Date	Old Avg	Old HDCP	-			Total	HDCP Total	Pins	Gms	---Average Change---			High Game	High Sers	HDCP Game	HDCP Sers		
				-1-	-2-	-3-					New - Old	--->	+/-						
1	05/12/26	bk197	18	231	196	223	650	704	650	3	216.67	-	0.00	=	216.67	231	650	249	704
2	05/19/26	bk197	18	195	167	167	529	583	1179	6	196.50	-	216.67	=	-20.17	231	650	249	704
3	05/26/26	bk197	18	a197	a197	a197	591	645	1179	6	196.50	-	196.50	=	0.00	231	650	249	704

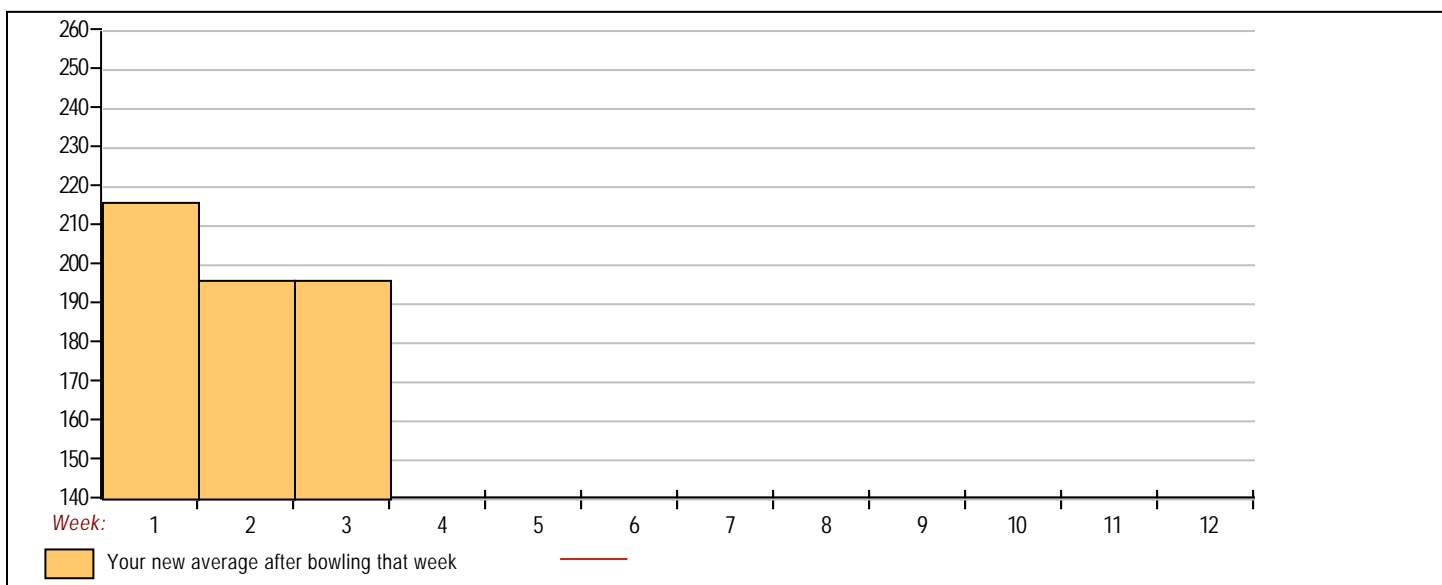


<u><100</u>	<u>100's</u>	<u>125's</u>	<u>150's</u>	<u>175's</u>	<u>200's</u>	<u>225's</u>	<u>250's</u>	<u>275's</u>	<u>300's</u>
			2	2	1	1			
<u><400</u>	<u>400's</u>	<u>450's</u>	<u>500's</u>	<u>550's</u>	<u>600's</u>	<u>650's</u>	<u>700's</u>	<u>750's</u>	<u>800's</u>
			1			1			

<u>Avg of Game 1</u>	<u>Avg of Game 2</u>	<u>Avg of Game 3</u>
213.00	181.50	195.00

High game of 231 on week 1 High series of 650 on week 1 High average of 216.67 after bowling week 1
 Low game of 167 on week 2 Low series of 529 on week 2 Low average of 196.50 after bowling week 2

High Scores by Game
 Game #1: 231 on week 1 Game #2: 196 on week 1 Game #3: 223 on week 1



Note: This report includes information through May 26 which is Week 3 of 12

Billy Koo's Bowling Record - Team 14: Team 14

Week No.	Bowling Date	Old Avg	Old HDCP	-			Total	HDCP Total	Pins	Gms	---Average Change---			High Game	High Sers	HDCP Game	HDCP Sers		
				-1-	-2-	-3-					New - Old	-->	+/-						
1	05/12/26	bk186	27	148	199	182	529	610	529	3	176.33	-	0.00	=	176.33	199	529	226	610
2	05/19/26	bk186	0				0	0	529	3	176.33	-	176.33	=	0.00	199	529	226	610
3	05/26/26	bk186	27				0	0	529	3	176.33	-	176.33	=	0.00	199	529	226	610



<u><100</u>	<u>100's</u>	<u>125's</u>	<u>150's</u>	<u>175's</u>	<u>200's</u>	<u>225's</u>	<u>250's</u>	<u>275's</u>	<u>300's</u>
		1		2					
<u><400</u>	<u>400's</u>	<u>450's</u>	<u>500's</u>	<u>550's</u>	<u>600's</u>	<u>650's</u>	<u>700's</u>	<u>750's</u>	<u>800's</u>
			1						
<u>Avg of Game 1</u>			<u>Avg of Game 2</u>			<u>Avg of Game 3</u>			
148.00			199.00			182.00			

High game of 199 on week 1	High series of 529 on week 1	High average of 176.33 after bowling week 1
Low game of 148 on week 1	Low series of 529 on week 1	Low average of 176.33 after bowling week 1

High Scores by Game

Game #1: 148 on week 1 Game #2: 199 on week 1 Game #3: 182 on week 1

