

Note: This report includes information through May 26 which is Week 3 of 12

Patrick Lin's Bowling Record - Team 12: Team 12

Week No.	Bowling Date	Old Avg	Old HDCP	-			Total	HDCP Total	Pins	Gms	---Average Change---			High Game	High Sers	HDCP Game	HDCP Sers		
				-1-	-2-	-3-					New - Old	--->	+/-						
1	05/12/26	bk193	21	204	178	215	597	660	597	3	199.00	-	0.00	=	199.00	215	597	236	660
2	05/19/26	bk193	21	196	161	192	549	612	1146	6	191.00	-	199.00	=	-8.00	215	597	236	660
3	05/26/26	bk193	21	173	215	211	599	662	1745	9	193.89	-	191.00	=	2.89	215	599	236	662

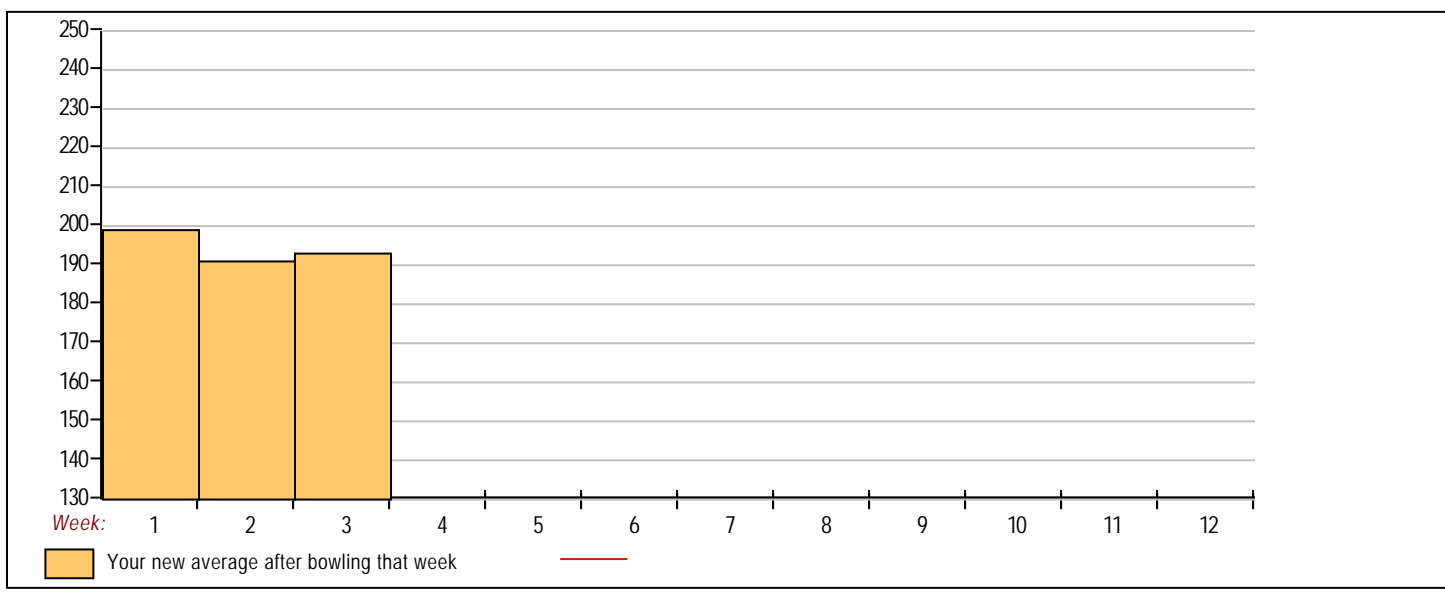


<u><100</u>	<u>100's</u>	<u>125's</u>	<u>150's</u>	<u>175's</u>	<u>200's</u>	<u>225's</u>	<u>250's</u>	<u>275's</u>	<u>300's</u>
			2	3	4				
<u><400</u>	<u>400's</u>	<u>450's</u>	<u>500's</u>	<u>550's</u>	<u>600's</u>	<u>650's</u>	<u>700's</u>	<u>750's</u>	<u>800's</u>
			1	2					

<u>Avg of Game 1</u>	<u>Avg of Game 2</u>	<u>Avg of Game 3</u>
191.00	184.67	206.00

High game of 215 on week 1 High series of 599 on week 3 High average of 199.00 after bowling week 1
 Low game of 161 on week 2 Low series of 549 on week 2 Low average of 191.00 after bowling week 2

High Scores by Game
 Game #1: 204 on week 1 Game #2: 215 on week 3 Game #3: 215 on week 1



Note: This report includes information through May 26 which is Week 3 of 12

Kenneth Yeung's Bowling Record - Team 12: Team 12

Week No.	Bowling Date	Old Avg	Old HDCP	-			Total	HDCP Total	Pins Gms		---Average Change---			High Game	High Sers	HDCP Game	HDCP Sers		
				-1-	-2-	-3-			New	Old	--->	+/-							
1	05/12/26	bk189	0				0	0	0	0	-	0.00	=	0.00	0	0			
2	05/19/26	bk189	24	192	152	171	515	587	515	3	171.67	-	0.00	=	171.67	192	515	216	587
3	05/26/26	bk189	24	190	223	191	604	676	1119	6	186.50	-	171.67	=	14.83	223	604	247	676



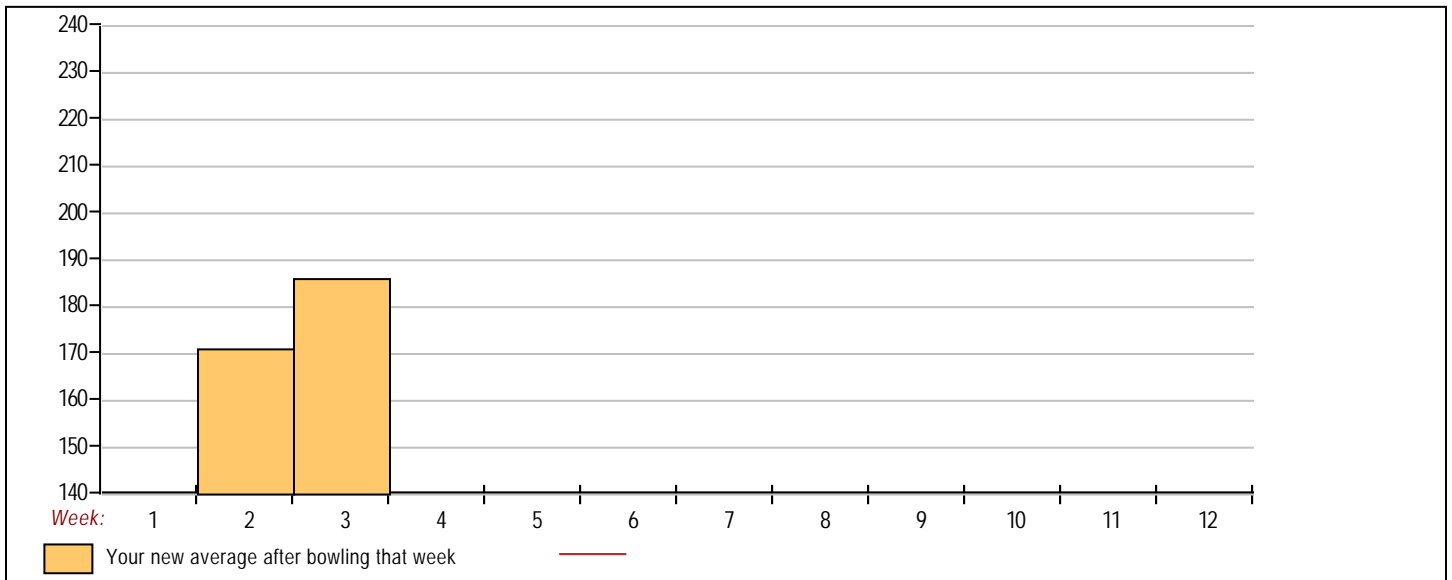
<u><100</u>	<u>100's</u>	<u>125's</u>	<u>150's</u>	<u>175's</u>	<u>200's</u>	<u>225's</u>	<u>250's</u>	<u>275's</u>	<u>300's</u>
			2	3	1				
<u><400</u>	<u>400's</u>	<u>450's</u>	<u>500's</u>	<u>550's</u>	<u>600's</u>	<u>650's</u>	<u>700's</u>	<u>750's</u>	<u>800's</u>
			1		1				

<u>Avg of Game 1</u>	<u>Avg of Game 2</u>	<u>Avg of Game 3</u>
191.00	187.50	181.00

High game of **223** on week **3** High series of **604** on week **3** High average of **186.50** after bowling week **3**
 Low game of **152** on week **2** Low series of **515** on week **2** Low average of **171.67** after bowling week **2**

High Scores by Game

Game #1: **192** on week **2** Game #2: **223** on week **3** Game #3: **191** on week **3**



Note: This report includes information through May 26 which is Week 3 of 12

Steven Chen's Bowling Record - Team 12: Team 12

Week No.	Bowling Date	Old Avg	Old HDCP	-			Total	HDCP Total	Pins Gms		---Average Change---			High Game	High Sers	HDCP Game	HDCP Sers
				-1-	-2-	-3-			Total	Total	New - Old ---> +/-	High Game	High Sers				
1	05/12/26	bk205	12	202	248	234	684	720	684	3	228.00	- 0.00	= 228.00	248	684	260	720
2	05/19/26	bk205	12	243	201	203	647	683	1331	6	221.83	- 228.00	= -6.17	248	684	260	720
3	05/26/26	bk205	12	202	178	184	564	600	1895	9	210.56	- 221.83	= -11.28	248	684	260	720



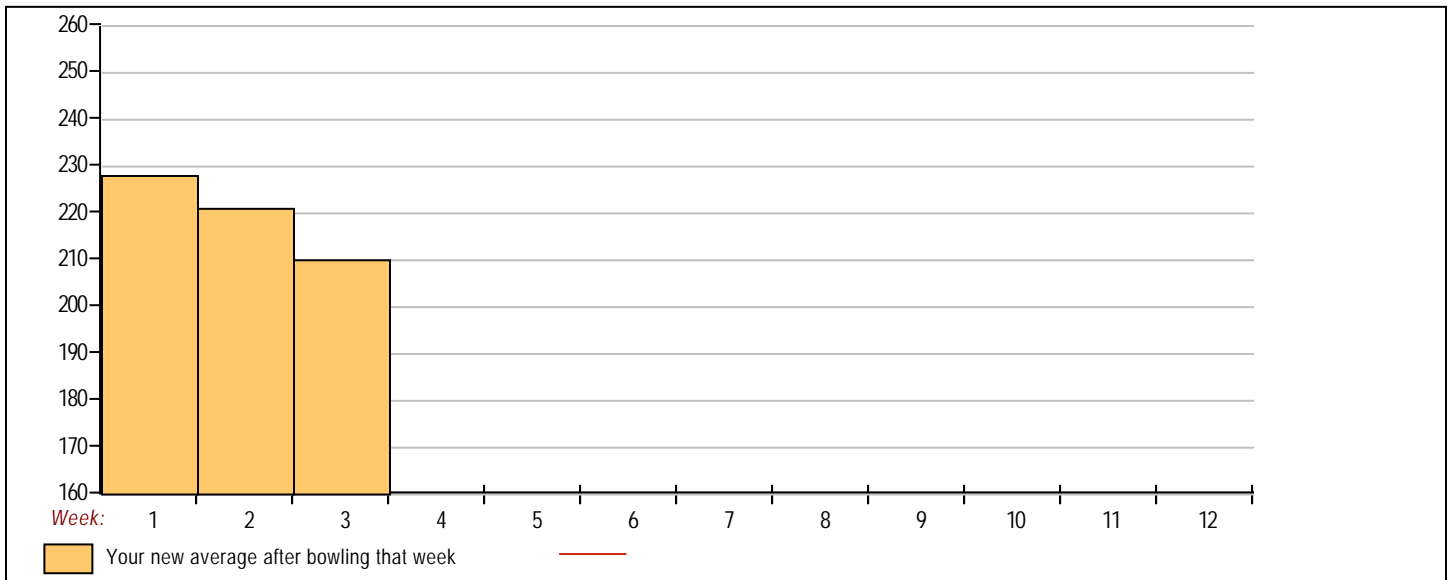
<u><100</u>	<u>100's</u>	<u>125's</u>	<u>150's</u>	<u>175's</u>	<u>200's</u>	<u>225's</u>	<u>250's</u>	<u>275's</u>	<u>300's</u>
				2	4	3			
<u><400</u>	<u>400's</u>	<u>450's</u>	<u>500's</u>	<u>550's</u>	<u>600's</u>	<u>650's</u>	<u>700's</u>	<u>750's</u>	<u>800's</u>
				1	1	1			

<u>Avg of Game 1</u>	<u>Avg of Game 2</u>	<u>Avg of Game 3</u>
215.67	209.00	207.00

High game of 248 on week 1	High series of 684 on week 1	High average of 228.00 after bowling week 1
Low game of 178 on week 3	Low series of 564 on week 3	Low average of 210.56 after bowling week 3

High Scores by Game

Game #1: 243 on week 2 Game #2: 248 on week 1 Game #3: 234 on week 1



Note: This report includes information through May 26 which is Week 3 of 12

Billy Chan's Bowling Record - Team 12: Team 12

Week No.	Bowling Date	Old Avg	Old HDCP	Series			Total	HDCP Total	Pins		Gms	---Average Change---			High Game	High Sers	HDCP Game	HDCP Sers	
				-1-	-2-	-3-			New	Old		---> +/-							
1	05/12/26	bk186	27	194	194	150	538	619	538	3	179.33	-	0.00	=	179.33	194	538	221	619
2	05/19/26	bk186	0				0	0	538	3	179.33	-	179.33	=	0.00	194	538	221	619
3	05/26/26	bk186	27				0	0	538	3	179.33	-	179.33	=	0.00	194	538	221	619



<u><100</u>	<u>100's</u>	<u>125's</u>	<u>150's</u>	<u>175's</u>	<u>200's</u>	<u>225's</u>	<u>250's</u>	<u>275's</u>	<u>300's</u>
			1	2					
<u><400</u>	<u>400's</u>	<u>450's</u>	<u>500's</u>	<u>550's</u>	<u>600's</u>	<u>650's</u>	<u>700's</u>	<u>750's</u>	<u>800's</u>
			1						
			<u>Avg of Game 1</u>	<u>Avg of Game 2</u>	<u>Avg of Game 3</u>				
			194.00	194.00	150.00				

High game of 194 on week 1	High series of 538 on week 1	High average of 179.33 after bowling week 1
Low game of 150 on week 1	Low series of 538 on week 1	Low average of 179.33 after bowling week 1

High Scores by Game

Game #1: 194 on week 1 Game #2: 194 on week 1 Game #3: 150 on week 1

