

Note: This report includes information through May 26 which is Week 3 of 12

Romario Gamez's Bowling Record - Team 11: Team 11

Week No.	Bowling Date	Old Avg	Old HDCP	-			Total	HDCP Total	Pins Gms		---Average Change---			High Game	High Sers	HDCP Game	HDCP Sers		
				-1-	-2-	-3-			New	Old	--->	+/-							
1	05/12/26	bk192	0				0	0	0	0	-	0.00	=	0.00	0	0			
2	05/19/26	bk192	22	188	189	234	611	677	611	3	203.67	-	0.00	=	203.67	234	611	256	677
3	05/26/26	bk192	22	202	257	224	683	749	1294	6	215.67	-	203.67	=	12.00	257	683	279	749



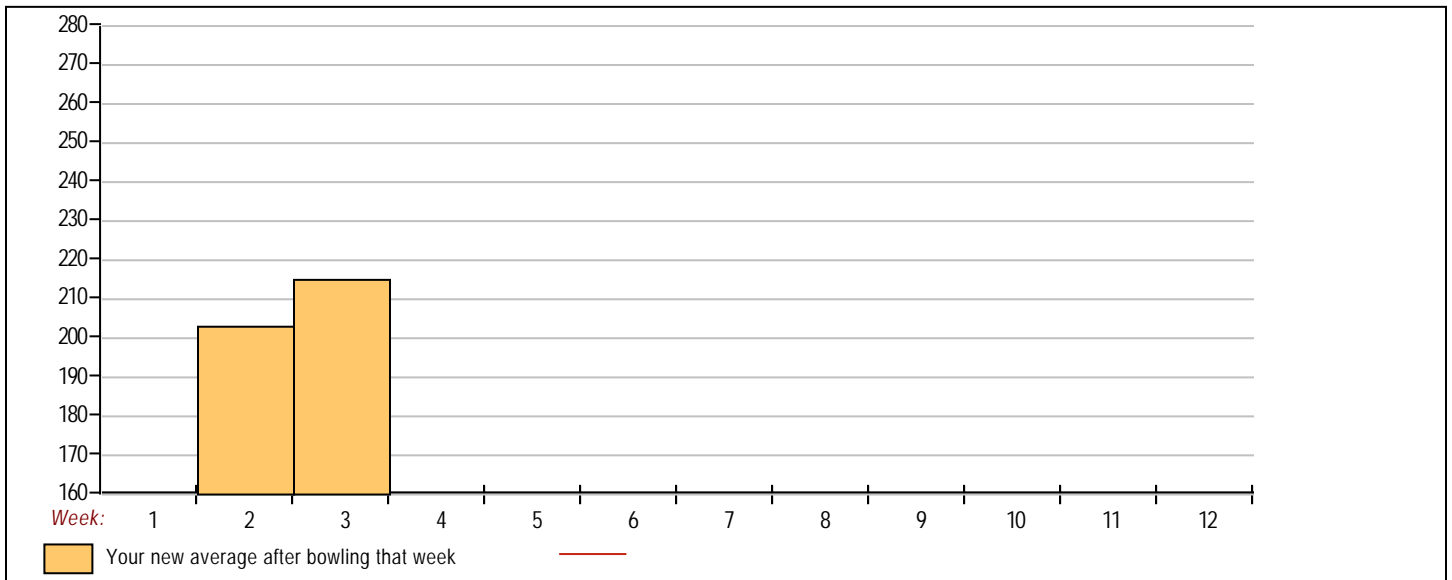
<u><100</u>	<u>100's</u>	<u>125's</u>	<u>150's</u>	<u>175's</u>	<u>200's</u>	<u>225's</u>	<u>250's</u>	<u>275's</u>	<u>300's</u>
				2	2	1	1		
<u><400</u>	<u>400's</u>	<u>450's</u>	<u>500's</u>	<u>550's</u>	<u>600's</u>	<u>650's</u>	<u>700's</u>	<u>750's</u>	<u>800's</u>
					1	1			

<u>Avg of Game 1</u>	<u>Avg of Game 2</u>	<u>Avg of Game 3</u>
195.00	223.00	229.00

High game of 257 on week 3	High series of 683 on week 3	High average of 215.67 after bowling week 3
Low game of 188 on week 2	Low series of 611 on week 2	Low average of 203.67 after bowling week 2

High Scores by Game

Game #1: **202** on week **3** Game #2: **257** on week **3** Game #3: **234** on week **2**



Note: This report includes information through May 26 which is Week 3 of 12

Erik Joseph's Bowling Record - Team 11: Team 11

Week No.	Bowling Date	Old Avg	Old HDCP	-			Total	HDCP Total	Pins		Gms	---Average Change---			High Game	High Sers	HDCP Game	HDCP Sers	
				-1-	-2-	-3-			New	Old		--->	+/-						
1	05/12/26	bk212	6	152	245	203	600	618	600	3	200.00	-	0.00	=	200.00	245	600	251	618
2	05/19/26	bk212	6	197	226	214	637	655	1237	6	206.17	-	200.00	=	6.17	245	637	251	655
3	05/26/26	bk212	6	236	212	204	652	670	1889	9	209.89	-	206.17	=	3.72	245	652	251	670

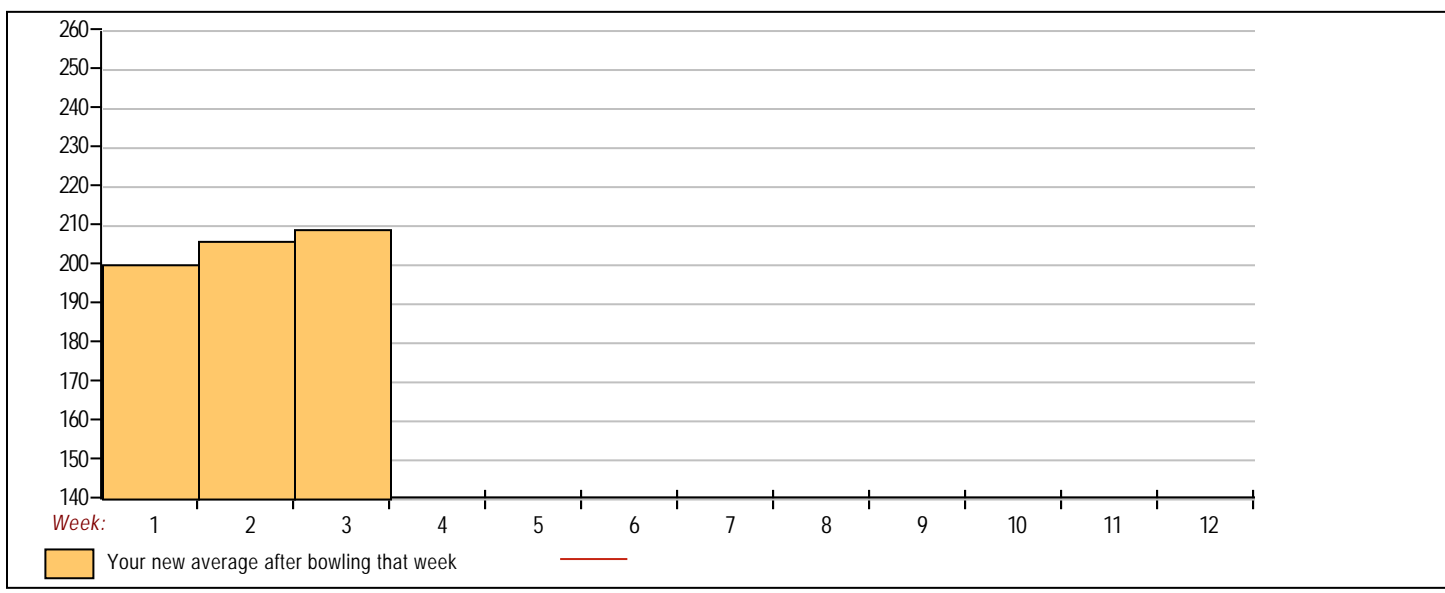


<u><100</u>	<u>100's</u>	<u>125's</u>	<u>150's</u>	<u>175's</u>	<u>200's</u>	<u>225's</u>	<u>250's</u>	<u>275's</u>	<u>300's</u>
			1	1	4	3			
<u><400</u>	<u>400's</u>	<u>450's</u>	<u>500's</u>	<u>550's</u>	<u>600's</u>	<u>650's</u>	<u>700's</u>	<u>750's</u>	<u>800's</u>
					2	1			

<u>Avg of Game 1</u>	<u>Avg of Game 2</u>	<u>Avg of Game 3</u>
195.00	227.67	207.00

High game of 245 on week 1	High series of 652 on week 3	High average of 209.89 after bowling week 3
Low game of 152 on week 1	Low series of 600 on week 1	Low average of 200.00 after bowling week 1

High Scores by Game
 Game #1: 236 on week 3 Game #2: 245 on week 1 Game #3: 214 on week 2



Note: This report includes information through May 26 which is Week 3 of 12

Jeremiah Sullivan's Bowling Record - Team 11: Team 11

Week No.	Bowling Date	Old Avg	Old HDCP	-			Total	HDCP Total	Pins		Gms	---Average Change---			High Game	High Sers	HDCP Game	HDCP Sers	
				-1-	-2-	-3-			New	Old		---> +/-							
1	05/12/26	bk222	0	147	190	176	513	513	513	3	171.00	-	0.00	=	171.00	190	513	190	513
2	05/19/26	bk222	0	222	230	208	660	660	1173	6	195.50	-	171.00	=	24.50	230	660	230	660
3	05/26/26	bk222	0	192	202	200	594	594	1767	9	196.33	-	195.50	=	0.83	230	660	230	660

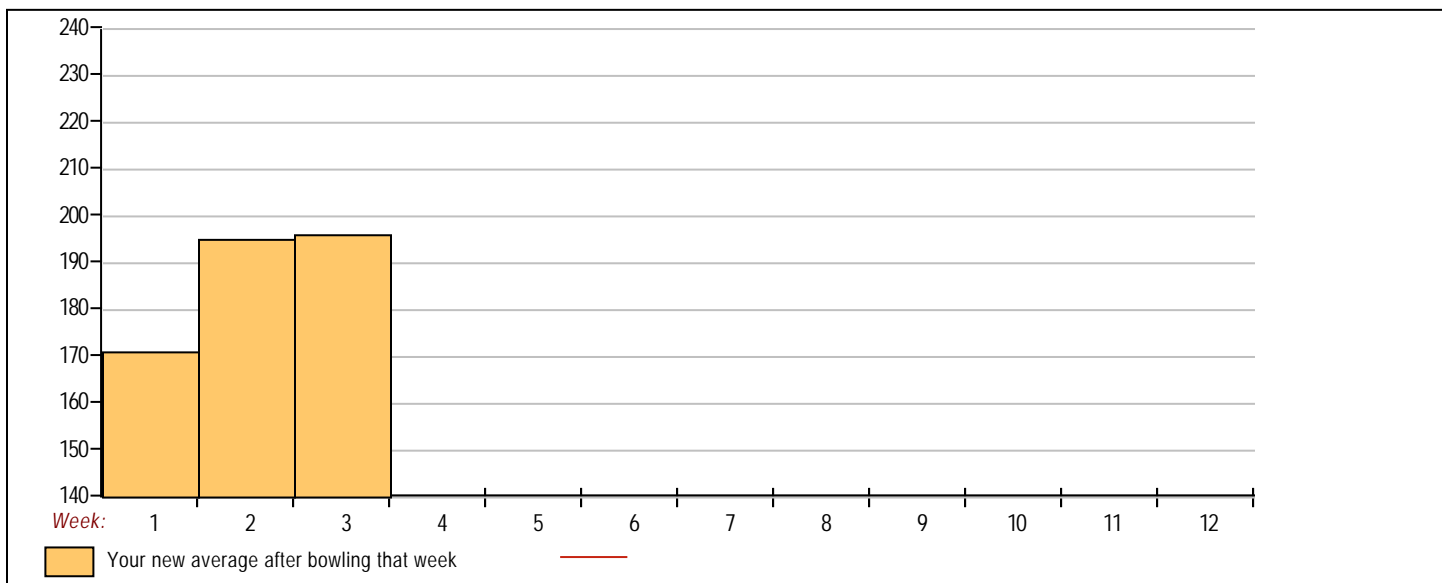


<u><100</u>	<u>100's</u>	<u>125's</u>	<u>150's</u>	<u>175's</u>	<u>200's</u>	<u>225's</u>	<u>250's</u>	<u>275's</u>	<u>300's</u>
		1		3	4	1			
<u><400</u>	<u>400's</u>	<u>450's</u>	<u>500's</u>	<u>550's</u>	<u>600's</u>	<u>650's</u>	<u>700's</u>	<u>750's</u>	<u>800's</u>
			1	1		1			
			<u>Avg of Game 1</u>	<u>Avg of Game 2</u>	<u>Avg of Game 3</u>				
			187.00	207.33	194.67				

High game of 230 on week 2	High series of 660 on week 2	High average of 196.33 after bowling week 3
Low game of 147 on week 1	Low series of 513 on week 1	Low average of 171.00 after bowling week 1

High Scores by Game

Game #1: **222** on week **2** Game #2: **230** on week **2** Game #3: **208** on week **2**



Note: This report includes information through May 26 which is Week 3 of 12

AJ Comandao's Bowling Record - Team 11: Team 11

Week No.	Bowling Date	Old Avg	Old HDCP	-			Total	HDCP Total	Pins		Gms	---Average Change---			High Game	High Sers	HDCP Game	HDCP Sers		
				-1-	-2-	-3-			New	Old		--->	+/-							
1	05/12/26	bk180	32	193	244	202	639	735	639	3	639	213.00	-	0.00	=	213.00	244	639	276	735
2	05/19/26	bk180	0				0	0	639	3	639	213.00	-	213.00	=	0.00	244	639	276	735
3	05/26/26	bk180	32				0	0	639	3	639	213.00	-	213.00	=	0.00	244	639	276	735



<u><100</u>	<u>100's</u>	<u>125's</u>	<u>150's</u>	<u>175's</u>	<u>200's</u>	<u>225's</u>	<u>250's</u>	<u>275's</u>	<u>300's</u>
				1	1	1			
<u><400</u>	<u>400's</u>	<u>450's</u>	<u>500's</u>	<u>550's</u>	<u>600's</u>	<u>650's</u>	<u>700's</u>	<u>750's</u>	<u>800's</u>
					1				

<u>Avg of Game 1</u>	<u>Avg of Game 2</u>	<u>Avg of Game 3</u>
193.00	244.00	202.00

High game of 244 on week 1	High series of 639 on week 1	High average of 213.00 after bowling week 1
Low game of 193 on week 1	Low series of 639 on week 1	Low average of 213.00 after bowling week 1

High Scores by Game

Game #1: 193 on week 1 Game #2: 244 on week 1 Game #3: 202 on week 1

