

Note: This report includes information through April 29 which is Week 33 of 33

**Linda Evangelista's Bowling Record - Team 9: Triple Threat**

Week No.	Bowling Date	Old Avg	Old HDCP	Splits			Total	HDCP Total	Pins	Gms	---Average Change---			High Game	High Sers	HDCP Game	HDCP Sers		
				-1-	-2-	-3-					New	Old	---> +/-						
1	09/03/25	bk138	65	134	161	92	387	582	387	3	129.00	-	0.00	=	129.00	161	387	226	582
2	09/10/25	bk138	0				0	0	387	3	129.00	-	129.00	=	0.00	161	387	226	582
3	09/17/25	bk138	0				0	0	387	3	129.00	-	129.00	=	0.00	161	387	226	582
4	09/24/25	bk138	0				0	0	387	3	129.00	-	129.00	=	0.00	161	387	226	582
5	10/01/25	bk138	0				0	0	387	3	129.00	-	129.00	=	0.00	161	387	226	582
6	10/08/25	bk138	65	120	105	162	387	582	774	6	129.00	-	129.00	=	0.00	162	387	227	582
7	10/15/25	bk138	65	126	107	151	384	579	1158	9	128.67	-	129.00	=	-0.33	162	387	227	582
8	10/22/25	128	0				0	0	1158	9	128.67	-	128.67	=	0.00	162	387	227	582
9	10/29/25	128	73	151	158	141	450	669	1608	12	134.00	-	128.67	=	5.33	162	450	231	669
10	11/05/25	134	68	115	139	119	373	577	1981	15	132.07	-	134.00	=	-1.93	162	450	231	669
11	11/12/25	132	70	122	136	127	385	595	2366	18	131.44	-	132.07	=	-0.62	162	450	231	669
12	11/19/25	131	71	161	160	119	440	653	2806	21	133.62	-	131.44	=	2.17	162	450	232	669
13	11/26/25	133	69	133	168	158	459	666	3265	24	136.04	-	133.62	=	2.42	168	459	237	669
14	12/03/25	136	67	119	154	146	419	620	3684	27	136.44	-	136.04	=	0.40	168	459	237	669
15	12/10/25	136	67	152	131	141	424	625	4108	30	136.93	-	136.44	=	0.49	168	459	237	669
16	12/17/25	136	67	107	154	133	394	595	4502	33	136.42	-	136.93	=	-0.51	168	459	237	669

**End of 1st split**

17	01/07/26	136	67	133	125	175	433	634	4935	36	137.08	-	136.42	=	0.66	175	459	242	669
18	01/14/26	137	66	124	155	137	416	614	5351	39	137.21	-	137.08	=	0.12	175	459	242	669
19	01/21/26	137	0				0	0	5351	39	137.21	-	137.21	=	0.00	175	459	242	669
20	01/28/26	137	66	146	141	138	425	623	5776	42	137.52	-	137.21	=	0.32	175	459	242	669
21	02/04/26	137	66	143	153	168	464	662	6240	45	138.67	-	137.52	=	1.14	175	464	242	669
22	02/11/26	138	65	181	139	188	508	703	6748	48	140.58	-	138.67	=	1.92	188	508	253	703
23	02/18/26	140	64	102	166	161	429	621	7177	51	140.73	-	140.58	=	0.14	188	508	253	703
24	02/25/26	140	64	124	144	152	420	612	7597	54	140.69	-	140.73	=	-0.04	188	508	253	703
25	03/04/26	140	64	150	150	134	434	626	8031	57	140.89	-	140.69	=	0.21	188	508	253	703
26	03/11/26	140	64	140	161	128	429	621	8460	60	141.00	-	140.89	=	0.11	188	508	253	703
27	03/18/26	141	63	138	143	163	444	633	8904	63	141.33	-	141.00	=	0.33	188	508	253	703
28	03/25/26	141	63	117	166	159	442	631	9346	66	141.61	-	141.33	=	0.27	188	508	253	703
29	04/01/26	141	63	114	144	164	422	611	9768	69	141.57	-	141.61	=	-0.04	188	508	253	703
30	04/08/26	141	63	160	180	180	520	709	10288	72	142.89	-	141.57	=	1.32	188	520	253	709
31	04/15/26	142	62	130	126	160	416	602	10704	75	142.72	-	142.89	=	-0.17	188	520	253	709
32	04/22/26	142	62	156	180	154	490	676	11194	78	143.51	-	142.72	=	0.79	188	520	253	709
33	04/29/26	143	61	106	123	130	359	542	11194	78	143.51	-	143.51	=	0.00	188	520	253	709

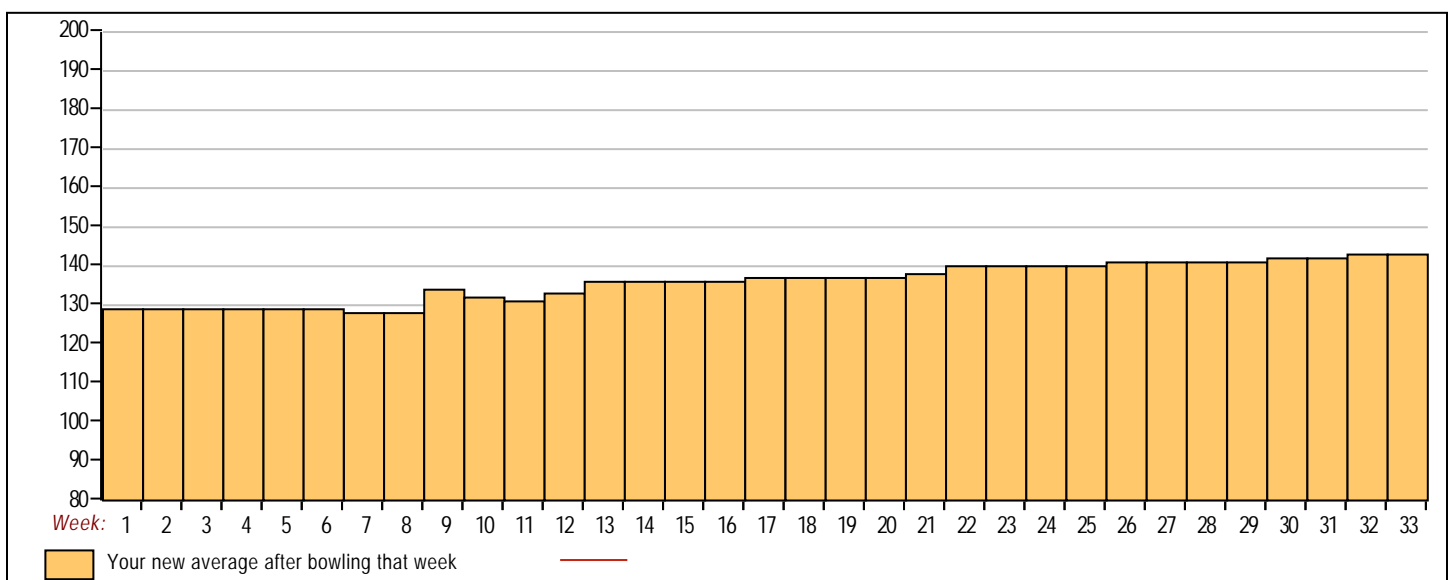
**End of 2nd split**

<u>&lt;100</u>	<u>100's</u>	<u>125's</u>	<u>150's</u>	<u>175's</u>	<u>200's</u>	<u>225's</u>	<u>250's</u>	<u>275's</u>	<u>300's</u>
1	16	29	29	6					
<u>&lt;400</u>	<u>400's</u>	<u>450's</u>	<u>500's</u>	<u>550's</u>	<u>600's</u>	<u>650's</u>	<u>700's</u>	<u>750's</u>	<u>800's</u>
7	14	4	2						

<u>Avg of Game 1</u>	<u>Avg of Game 2</u>	<u>Avg of Game 3</u>
133.48	147.00	147.41

High game of 188 on week 22      High series of 520 on week 30      High average of 143.51 after bowling week 32  
 Low game of 92 on week 1      Low series of 359 on week 33      Low average of 128.67 after bowling week 7

High Scores by Game  
 Game #1: 181 on week 22    Game #2: 180 on week 30    Game #3: 188 on week 22



Note: This report includes information through April 29 which is Week 33 of 33

**Tina Gonzaga's Bowling Record - Team 9: Triple Threat**

Week No.	Bowling Date	Old Avg	Old HDCP	Splits			Total	HDCP Total	Pins	Gms	---Average Change---			High Game	High Sers	HDCP Game	HDCP Sers		
				-1-	-2-	-3-					New - Old	--->	+/-						
1	09/03/25	bk116	83	96	104	107	307	556	307	3	102.33	-	0.00	=	102.33	107	307	190	556
2	09/10/25	bk116	0				0	0	307	3	102.33	-	102.33	=	0.00	107	307	190	556
3	09/17/25	bk116	83	123	149	109	381	630	688	6	114.67	-	102.33	=	12.33	149	381	232	630
4	09/24/25	bk116	83	159	87	132	378	627	1066	9	118.44	-	114.67	=	3.78	159	381	242	630
5	10/01/25	118	81	115	91	91	297	540	1363	12	113.58	-	118.44	=	-4.86	159	381	242	630
6	10/08/25	113	85	137	103	90	330	585	1693	15	112.87	-	113.58	=	-0.72	159	381	242	630
7	10/15/25	112	86	104	91	124	319	577	2012	18	111.78	-	112.87	=	-1.09	159	381	242	630
8	10/22/25	111	87	111	113	120	344	605	2356	21	112.19	-	111.78	=	0.41	159	381	242	630
9	10/29/25	112	86	126	128	136	390	648	2746	24	114.42	-	112.19	=	2.23	159	390	242	648
10	11/05/25	114	84	94	110	126	330	582	3076	27	113.93	-	114.42	=	-0.49	159	390	242	648
11	11/12/25	113	85	116	104	104	324	579	3400	30	113.33	-	113.93	=	-0.59	159	390	242	648
12	11/19/25	113	85	a113	a113	a113	339	594	3400	30	113.33	-	113.33	=	0.00	159	390	242	648
13	11/26/25	113	85	113	147	146	406	661	3806	33	115.33	-	113.33	=	2.00	159	406	242	661
14	12/03/25	115	84	137	123	119	379	631	4185	36	116.25	-	115.33	=	0.92	159	406	242	661
15	12/10/25	116	83	125	89	130	344	593	4529	39	116.13	-	116.25	=	-0.12	159	406	242	661
16	12/17/25	116	83	138	122	127	387	636	4916	42	117.05	-	116.13	=	0.92	159	406	242	661

**End of 1st split**

17	01/07/26	117	82	133	122	153	408	654	5324	45	118.31	-	117.05	=	1.26	159	408	242	661
18	01/14/26	118	81	83	119	129	331	574	5655	48	117.81	-	118.31	=	-0.50	159	408	242	661
19	01/21/26	117	82	91	102	139	332	578	5987	51	117.39	-	117.81	=	-0.42	159	408	242	661
20	01/28/26	117	82	126	125	161	412	658	6399	54	118.50	-	117.39	=	1.11	161	412	243	661
21	02/04/26	118	81	139	129	137	405	648	6804	57	119.37	-	118.50	=	0.87	161	412	243	661
22	02/11/26	119	80	120	120	94	334	574	7138	60	118.97	-	119.37	=	-0.40	161	412	243	661
23	02/18/26	118	81	121	121	115	357	600	7495	63	118.97	-	118.97	=	0.00	161	412	243	661
24	02/25/26	118	81	92	113	115	320	563	7815	66	118.41	-	118.97	=	-0.56	161	412	243	661
25	03/04/26	118	81	107	111	116	334	577	8149	69	118.10	-	118.41	=	-0.31	161	412	243	661
26	03/11/26	118	81	127	124	105	356	599	8505	72	118.13	-	118.10	=	0.02	161	412	243	661
27	03/18/26	118	81	110	104	133	347	590	8852	75	118.03	-	118.13	=	-0.10	161	412	243	661
28	03/25/26	118	81	134	115	109	358	601	9210	78	118.08	-	118.03	=	0.05	161	412	243	661
29	04/01/26	118	81	a118	a118	a118	354	597	9210	78	118.08	-	118.08	=	0.00	161	412	243	661
30	04/08/26	118	81	87	104	95	286	529	9496	81	117.23	-	118.08	=	-0.84	161	412	243	661
31	04/15/26	117	82	133	156	141	430	676	9926	84	118.17	-	117.23	=	0.93	161	430	243	676
32	04/22/26	118	81	112	107	118	337	580	10263	87	117.97	-	118.17	=	-0.20	161	430	243	676
33	04/29/26	117	82	123	140	103	366	612	10263	87	117.97	-	117.97	=	0.00	161	430	243	676

**End of 2nd split**

<u>&lt;100</u> 14	<u>100's</u> 44	<u>125's</u> 28	<u>150's</u> 4	<u>175's</u>	<u>200's</u>	<u>225's</u>	<u>250's</u>	<u>275's</u>	<u>300's</u>
<u>&lt;400</u> 25	<u>400's</u> 5	<u>450's</u>	<u>500's</u>	<u>550's</u>	<u>600's</u>	<u>650's</u>	<u>700's</u>	<u>750's</u>	<u>800's</u>

<u>Avg of Game 1</u> 117.73	<u>Avg of Game 2</u> 115.77	<u>Avg of Game 3</u> 120.80
--------------------------------	--------------------------------	--------------------------------

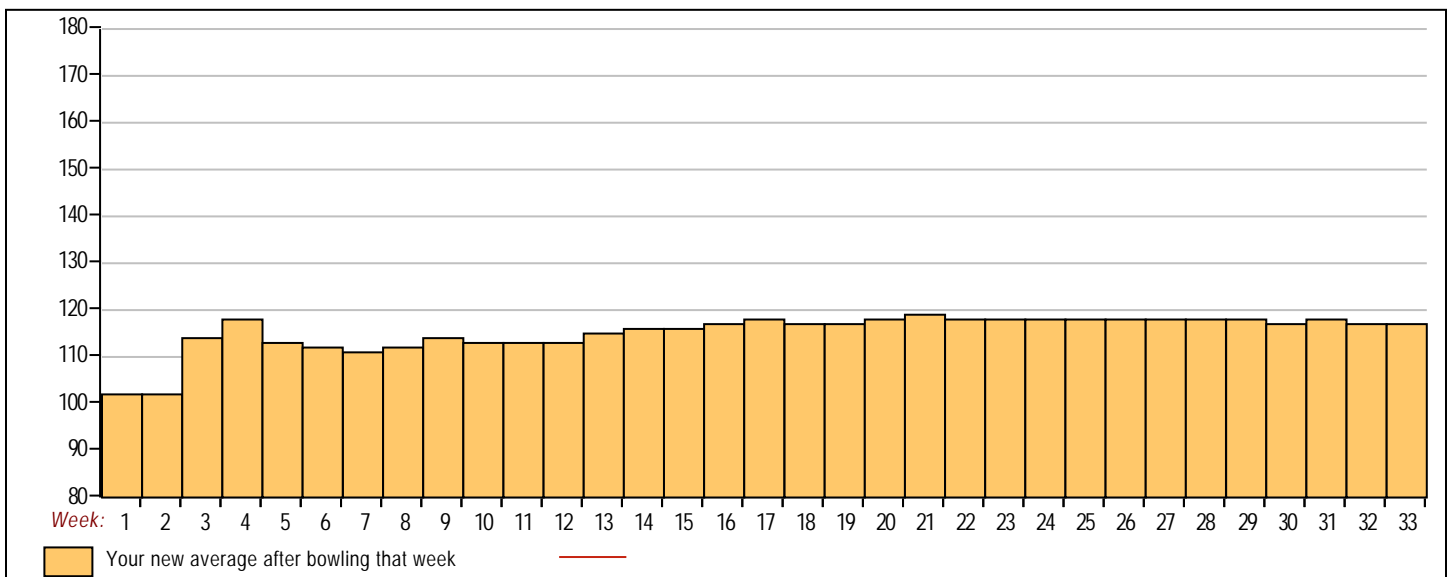
High game of 161 on week 20  
Low game of 83 on week 18

High series of 430 on week 31  
Low series of 286 on week 30

High average of 119.37 after bowling week 21  
Low average of 102.33 after bowling week 1

High Scores by Game

Game #1: 159 on week 4 Game #2: 156 on week 31 Game #3: 161 on week 20



Note: This report includes information through April 29 which is Week 33 of 33

**Jonas Soriano's Bowling Record - Team 9: Triple Threat**

Week No.	Bowling Date	Old Avg	Old HDCP	-			Total	HDCP Total	Pins	Gms	---Average Change---			High Game	High Sers	HDCP Game	HDCP Sers		
				-1-	-2-	-3-					New	Old	---> +/-						
1	09/03/25	bk185	28	184	208	152	544	628	544	3	181.33	-	0.00	=	181.33	208	544	236	628
2	09/10/25	bk185	28	169	161	218	548	632	1092	6	182.00	-	181.33	=	0.67	218	548	246	632
3	09/17/25	bk185	28	202	157	147	506	590	1598	9	177.56	-	182.00	=	-4.44	218	548	246	632
4	09/24/25	177	34	234	192	146	572	674	2170	12	180.83	-	177.56	=	3.28	234	572	268	674
5	10/01/25	180	32	204	181	169	554	650	2724	15	181.60	-	180.83	=	0.77	234	572	268	674
6	10/08/25	181	31	165	150	161	476	569	3200	18	177.78	-	181.60	=	-3.82	234	572	268	674
7	10/15/25	177	34	191	139	179	509	611	3709	21	176.62	-	177.78	=	-1.16	234	572	268	674
8	10/22/25	176	35	160	146	146	452	557	4161	24	173.38	-	176.62	=	-3.24	234	572	268	674
9	10/29/25	175	36	172	187	128	487	595	4648	27	172.15	-	173.38	=	-1.23	234	572	268	674
10	11/05/25	175	36	178	163	140	481	589	5129	30	170.97	-	172.15	=	-1.18	234	572	268	674
11	11/12/25	175	36	158	224	156	538	646	5667	33	171.73	-	170.97	=	0.76	234	572	268	674
12	11/19/25	175	36	146	182	180	508	616	6175	36	171.53	-	171.73	=	-0.20	234	572	268	674
13	11/26/25	175	36	143	209	123	475	583	6650	39	170.51	-	171.53	=	-1.01	234	572	268	674
14	12/03/25	175	36	157	145	218	520	628	7170	42	170.71	-	170.51	=	0.20	234	572	268	674
15	12/10/25	175	36	159	202	202	563	671	7733	45	171.84	-	170.71	=	1.13	234	572	268	674
16	12/17/25	175	36	184	208	169	561	669	8294	48	172.79	-	171.84	=	0.95	234	572	268	674

**End of 1st split**

17	01/07/26	175	36	165	180	200	545	653	8839	51	173.31	-	172.79	=	0.52	234	572	268	674
18	01/14/26	175	36	158	136	160	454	562	9293	54	172.09	-	173.31	=	-1.22	234	572	268	674
19	01/21/26	175	36	206	203	206	615	723	9908	57	173.82	-	172.09	=	1.73	234	615	268	723
20	01/28/26	175	36	213	183	175	571	679	10479	60	174.65	-	173.82	=	0.83	234	615	268	723
21	02/04/26	175	36	167	189	182	538	646	11017	63	174.87	-	174.65	=	0.22	234	615	268	723
22	02/11/26	175	36	195	168	150	513	621	11530	66	174.70	-	174.87	=	-0.18	234	615	268	723
23	02/18/26	175	36	162	130	196	488	596	12018	69	174.17	-	174.70	=	-0.52	234	615	268	723
24	02/25/26	175	36	a175	a175	a175	525	633	12018	69	174.17	-	174.17	=	0.00	234	615	268	723
25	03/04/26	175	36	170	128	169	467	575	12485	72	173.40	-	174.17	=	-0.77	234	615	268	723
26	03/11/26	175	36	156	183	189	528	636	13013	75	173.51	-	173.40	=	0.10	234	615	268	723
27	03/18/26	175	36	177	148	153	478	586	13491	78	172.96	-	173.51	=	-0.55	234	615	268	723
28	03/25/26	175	36	192	177	210	579	687	14070	81	173.70	-	172.96	=	0.74	234	615	268	723
29	04/01/26	175	36	152	156	171	479	587	14549	84	173.20	-	173.70	=	-0.50	234	615	268	723
30	04/08/26	175	36	195	159	163	517	625	15066	87	173.17	-	173.20	=	-0.03	234	615	268	723
31	04/15/26	175	36	171	168	116	455	563	15521	90	172.46	-	173.17	=	-0.72	234	615	268	723
32	04/22/26	175	36	156	209	200	565	673	16086	93	172.97	-	172.46	=	0.51	234	615	268	723
33	04/29/26	175	36	171	138	192	501	609	16086	93	172.97	-	172.97	=	0.00	234	615	268	723

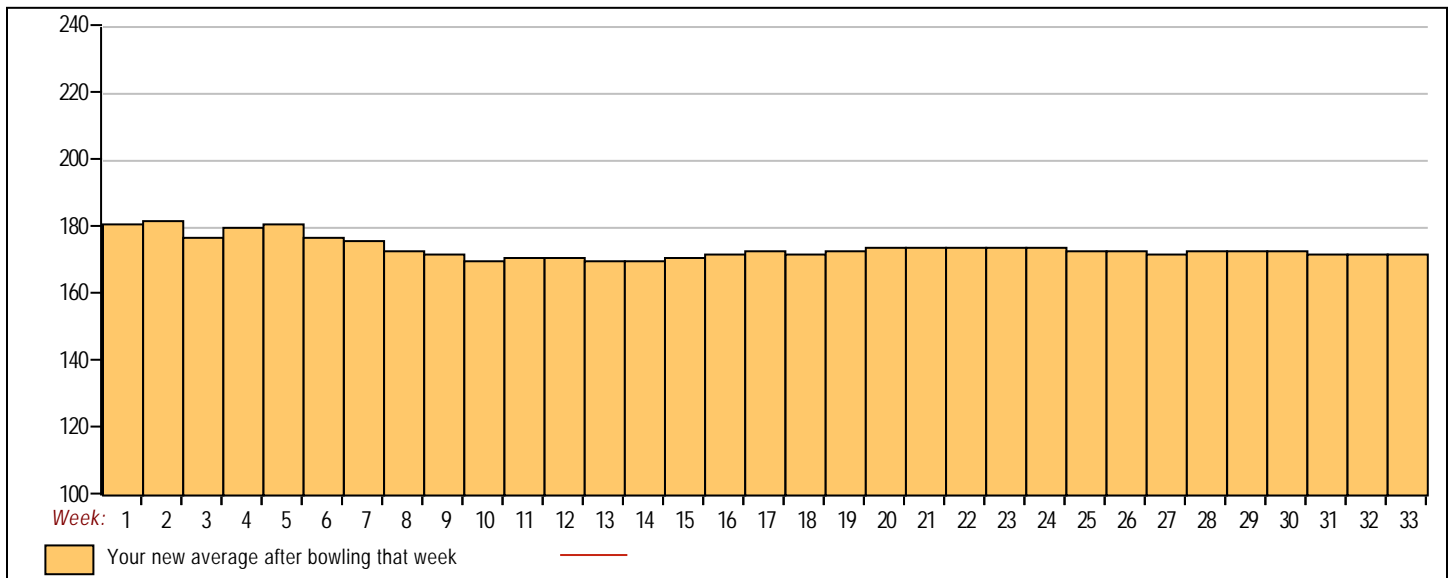
**End of 2nd split**

<u>&lt;100</u>	<u>100's</u>	<u>125's</u>	<u>150's</u>	<u>175's</u>	<u>200's</u>	<u>225's</u>	<u>250's</u>	<u>275's</u>	<u>300's</u>
	2	15	36	24	18	1			
<u>&lt;400</u>	<u>400's</u>	<u>450's</u>	<u>500's</u>	<u>550's</u>	<u>600's</u>	<u>650's</u>	<u>700's</u>	<u>750's</u>	<u>800's</u>
		11	13	7	1				

<u>Avg of Game 1</u>	<u>Avg of Game 2</u>	<u>Avg of Game 3</u>
175.38	172.16	170.81

High game of 234 on week 4      High series of 615 on week 19      High average of 182.00 after bowling week 2  
 Low game of 116 on week 31      Low series of 452 on week 8      Low average of 170.51 after bowling week 13

High Scores by Game  
 Game #1: 234 on week 4    Game #2: 224 on week 11    Game #3: 218 on week 2



Note: This report includes information through April 29 which is Week 33 of 33

**James Soriano's Bowling Record - Team 9: Triple Threat**

Week No.	Bowling Date	Old Avg	Old HDCP	-1-	-2-	-3-	Total	HDCP Total	Pins	Gms	---Average Change---			High Game	High Sers	HDCP Game	HDCP Sers
											New - Old	--->	+/-				
1	09/03/25	0	0				0	0	0	0		- 0.00 = 0.00	0	0			
2	09/10/25	181	31	193	180	172	545	638	545	3		181.67 - 0.00 = 181.67	193	545			
3	09/17/25	181	0				0	0	545	3		181.67 - 181.67 = 0.00	193	545			
4	09/24/25	181	0				0	0	545	3		181.67 - 181.67 = 0.00	193	545			
5	10/01/25	181	0				0	0	545	3		181.67 - 181.67 = 0.00	193	545			
6	10/08/25	181	0				0	0	545	3		181.67 - 181.67 = 0.00	193	545			
7	10/15/25	181	0				0	0	545	3		181.67 - 181.67 = 0.00	193	545			
8	10/22/25	181	0				0	0	545	3		181.67 - 181.67 = 0.00	193	545			
9	10/29/25	181	0				0	0	545	3		181.67 - 181.67 = 0.00	193	545			
10	11/05/25	181	0				0	0	545	3		181.67 - 181.67 = 0.00	193	545			
11	11/12/25	181	0				0	0	545	3		181.67 - 181.67 = 0.00	193	545			
12	11/19/25	181	0				0	0	545	3		181.67 - 181.67 = 0.00	193	545			
13	11/26/25	181	0				0	0	545	3		181.67 - 181.67 = 0.00	193	545			
14	12/03/25	181	0				0	0	545	3		181.67 - 181.67 = 0.00	193	545			
15	12/10/25	181	0				0	0	545	3		181.67 - 181.67 = 0.00	193	545			
16	12/17/25	181	0				0	0	545	3		181.67 - 181.67 = 0.00	193	545			

**End of 1st split**

17	01/07/26	181	0				0	0	545	3		181.67 - 181.67 = 0.00	193	545		
18	01/14/26	181	0				0	0	545	3		181.67 - 181.67 = 0.00	193	545		
19	01/21/26	178	33	166	158	202	526	625	1071	6		178.50 - 181.67 = -3.17	202	545		
20	01/28/26	178	0				0	0	1071	6		178.50 - 178.50 = 0.00	202	545		
21	02/04/26	178	0				0	0	1071	6		178.50 - 178.50 = 0.00	202	545		
22	02/11/26	178	0				0	0	1071	6		178.50 - 178.50 = 0.00	202	545		
23	02/18/26	178	0				0	0	1071	6		178.50 - 178.50 = 0.00	202	545		
24	02/25/26	178	0				0	0	1071	6		178.50 - 178.50 = 0.00	202	545		
25	03/04/26	178	0				0	0	1071	6		178.50 - 178.50 = 0.00	202	545		
26	03/11/26	178	0				0	0	1071	6		178.50 - 178.50 = 0.00	202	545		
27	03/18/26	178	0				0	0	1071	6		178.50 - 178.50 = 0.00	202	545		
28	03/25/26	178	0				0	0	1071	6		178.50 - 178.50 = 0.00	202	545		
29	04/01/26	178	0				0	0	1071	6		178.50 - 178.50 = 0.00	202	545		
30	04/08/26	178	0				0	0	1071	6		178.50 - 178.50 = 0.00	202	545		
31	04/15/26	178	0				0	0	1071	6		178.50 - 178.50 = 0.00	202	545		
32	04/22/26	178	0				0	0	1071	6		178.50 - 178.50 = 0.00	202	545		
33	04/29/26	178	33				0	0	1071	6		178.50 - 178.50 = 0.00	202	545		

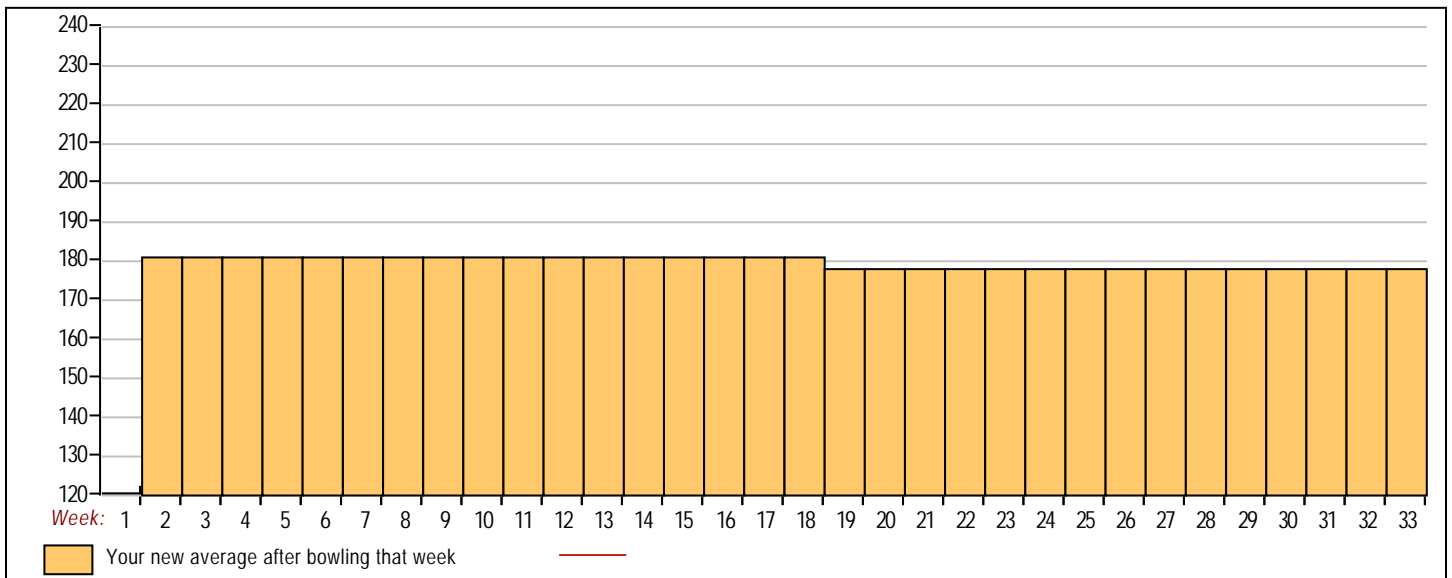
**End of 2nd split**

<u>&lt;100</u>	<u>100's</u>	<u>125's</u>	<u>150's</u>	<u>175's</u>	<u>200's</u>	<u>225's</u>	<u>250's</u>	<u>275's</u>	<u>300's</u>
			3	2	1				
<u>&lt;400</u>	<u>400's</u>	<u>450's</u>	<u>500's</u>	<u>550's</u>	<u>600's</u>	<u>650's</u>	<u>700's</u>	<u>750's</u>	<u>800's</u>
			2						

<u>Avg of Game 1</u>	<u>Avg of Game 2</u>	<u>Avg of Game 3</u>
179.50	169.00	187.00

High game of 202 on week 19      High series of 545 on week 2      High average of 181.67 after bowling week 2  
 Low game of 158 on week 19      Low series of 526 on week 19      Low average of 178.50 after bowling week 19

High Scores by Game  
 Game #1: 193 on week 2    Game #2: 180 on week 2    Game #3: 202 on week 19



Note: This report includes information through April 29 which is Week 33 of 33

**Rudolfo Del Rosario's Bowling Record - Team 9: Triple Threat**

Week No.	Bowling Date	Old Avg	Old HDCP	-1-	-2-	-3-	Total	HDCP		Pins	Gms	---Average Change---			High Game	High Sers	HDCP Game	HDCP Sers	
								Total	Total			New - Old	---> +/-						
1	09/03/25	bk172	0				0	0	0	0	0	-	0.00	=	0.00	0	0		
2	09/10/25	bk172	38	159	216	233	608	722	608	3	202.67	-	0.00	=	202.67	233	608	271	722
3	09/17/25	bk172	38	120	133	170	423	537	1031	6	171.83	-	202.67	=	-30.83	233	608	271	722
4	09/24/25	bk172	38	164	160	156	480	594	1511	9	167.89	-	171.83	=	-3.94	233	608	271	722
5	10/01/25	167	42	162	138	161	461	587	1972	12	164.33	-	167.89	=	-3.56	233	608	271	722
6	10/08/25	164	0				0	0	1972	12	164.33	-	164.33	=	0.00	233	608	271	722
7	10/15/25	164	0				0	0	1972	12	164.33	-	164.33	=	0.00	233	608	271	722
8	10/22/25	164	44	138	130	117	385	517	2357	15	157.13	-	164.33	=	-7.20	233	608	271	722
9	10/29/25	162	0				0	0	2357	15	157.13	-	157.13	=	0.00	233	608	271	722
10	11/05/25	162	0				0	0	2357	15	157.13	-	157.13	=	0.00	233	608	271	722
11	11/12/25	162	0				0	0	2357	15	157.13	-	157.13	=	0.00	233	608	271	722
12	11/19/25	162	0				0	0	2357	15	157.13	-	157.13	=	0.00	233	608	271	722
13	11/26/25	162	0				0	0	2357	15	157.13	-	157.13	=	0.00	233	608	271	722
14	12/03/25	162	0				0	0	2357	15	157.13	-	157.13	=	0.00	233	608	271	722
15	12/10/25	162	0				0	0	2357	15	157.13	-	157.13	=	0.00	233	608	271	722
16	12/17/25	162	0				0	0	2357	15	157.13	-	157.13	=	0.00	233	608	271	722

**End of 1st split**

17	01/07/26	162	0				0	0	2357	15	157.13	-	157.13	=	0.00	233	608	271	722
18	01/14/26	162	0				0	0	2357	15	157.13	-	157.13	=	0.00	233	608	271	722
19	01/21/26	162	0				0	0	2357	15	157.13	-	157.13	=	0.00	233	608	271	722
20	01/28/26	162	0				0	0	2357	15	157.13	-	157.13	=	0.00	233	608	271	722
21	02/04/26	162	0				0	0	2357	15	157.13	-	157.13	=	0.00	233	608	271	722
22	02/11/26	162	0				0	0	2357	15	157.13	-	157.13	=	0.00	233	608	271	722
23	02/18/26	162	0				0	0	2357	15	157.13	-	157.13	=	0.00	233	608	271	722
24	02/25/26	162	0				0	0	2357	15	157.13	-	157.13	=	0.00	233	608	271	722
25	03/04/26	162	0				0	0	2357	15	157.13	-	157.13	=	0.00	233	608	271	722
26	03/11/26	162	0				0	0	2357	15	157.13	-	157.13	=	0.00	233	608	271	722
27	03/18/26	162	0				0	0	2357	15	157.13	-	157.13	=	0.00	233	608	271	722
28	03/25/26	162	0				0	0	2357	15	157.13	-	157.13	=	0.00	233	608	271	722
29	04/01/26	162	0				0	0	2357	15	157.13	-	157.13	=	0.00	233	608	271	722
30	04/08/26	162	0				0	0	2357	15	157.13	-	157.13	=	0.00	233	608	271	722
31	04/15/26	162	0				0	0	2357	15	157.13	-	157.13	=	0.00	233	608	271	722
32	04/22/26	162	0				0	0	2357	15	157.13	-	157.13	=	0.00	233	608	271	722
33	04/29/26	162	46				0	0	2357	15	157.13	-	157.13	=	0.00	233	608	271	722

**End of 2nd split**

<u>&lt;100</u>	<u>100's</u>	<u>125's</u>	<u>150's</u>	<u>175's</u>	<u>200's</u>	<u>225's</u>	<u>250's</u>	<u>275's</u>	<u>300's</u>
	2	4	7		1	1			
<u>&lt;400</u>	<u>400's</u>	<u>450's</u>	<u>500's</u>	<u>550's</u>	<u>600's</u>	<u>650's</u>	<u>700's</u>	<u>750's</u>	<u>800's</u>
1	1	2			1				

Avg of Game 1	Avg of Game 2	Avg of Game 3
148.60	155.40	167.40

High game of 233 on week 2      High series of 608 on week 2      High average of 202.67 after bowling week 2  
 Low game of 117 on week 8      Low series of 385 on week 8      Low average of 157.13 after bowling week 8

High Scores by Game  
 Game #1: 164 on week 4    Game #2: 216 on week 2    Game #3: 233 on week 2

