

Note: This report includes information through April 29 which is Week 33 of 33

Stacy Mooney's Bowling Record - Team 8: Team 8

Week No.	Bowling Date	Old Avg	Old HDCP	Series			Total	HDCP Total	Pins	Gms	---Average Change---			High Game	High Sers	HDCP Game	HDCP Sers		
				-1-	-2-	-3-					New	Old	---> +/-						
1	09/03/25	bk140	64	136	124	124	384	576	384	3	128.00	-	0.00	=	128.00	136	384	200	576
2	09/10/25	bk140	64	106	154	130	390	582	774	6	129.00	-	128.00	=	1.00	154	390	218	582
3	09/17/25	bk140	64	172	136	129	437	629	1211	9	134.56	-	129.00	=	5.56	172	437	236	629
4	09/24/25	134	68	139	175	142	456	660	1667	12	138.92	-	134.56	=	4.36	175	456	243	660
5	10/01/25	138	65	138	165	133	436	631	2103	15	140.20	-	138.92	=	1.28	175	456	243	660
6	10/08/25	140	0				0	0	2103	15	140.20	-	140.20	=	0.00	175	456	243	660
7	10/15/25	140	64	137	141	173	451	643	2554	18	141.89	-	140.20	=	1.69	175	456	243	660
8	10/22/25	141	0				0	0	2554	18	141.89	-	141.89	=	0.00	175	456	243	660
9	10/29/25	141	63	115	146	142	403	592	2957	21	140.81	-	141.89	=	-1.08	175	456	243	660
10	11/05/25	140	64	147	142	126	415	607	3372	24	140.50	-	140.81	=	-0.31	175	456	243	660
11	11/12/25	140	64	138	151	119	408	600	3780	27	140.00	-	140.50	=	-0.50	175	456	243	660
12	11/19/25	140	64	114	119	127	360	552	4140	30	138.00	-	140.00	=	-2.00	175	456	243	660
13	11/26/25	138	65	a138	a138	a138	414	609	4140	30	138.00	-	138.00	=	0.00	175	456	243	660
14	12/03/25	138	65	a138	a138	a138	414	609	4140	30	138.00	-	138.00	=	0.00	175	456	243	660
15	12/10/25	138	65	a138	a138	a138	414	609	4140	30	138.00	-	138.00	=	0.00	175	456	243	660
16	12/17/25	138	65	152	168	113	433	628	4573	33	138.58	-	138.00	=	0.58	175	456	243	660

End of 1st split

17	01/07/26	138	65	141	139	103	383	578	4956	36	137.67	-	138.58	=	-0.91	175	456	243	660
18	01/14/26	137	66	143	149	144	436	634	5392	39	138.26	-	137.67	=	0.59	175	456	243	660
19	01/21/26	138	65	147	144	157	448	643	5840	42	139.05	-	138.26	=	0.79	175	456	243	660
20	01/28/26	139	64	121	119	127	367	559	6207	45	137.93	-	139.05	=	-1.11	175	456	243	660
21	02/04/26	137	66	134	143	135	412	610	6619	48	137.90	-	137.93	=	-0.04	175	456	243	660
22	02/11/26	137	66	a137	a137	a137	411	609	6619	48	137.90	-	137.90	=	0.00	175	456	243	660
23	02/18/26	137	66	184	158	129	471	669	7090	51	139.02	-	137.90	=	1.12	184	471	250	669
24	02/25/26	139	64	135	141	136	412	604	7502	54	138.93	-	139.02	=	-0.09	184	471	250	669
25	03/04/26	138	65	169	123	122	414	609	7916	57	138.88	-	138.93	=	-0.05	184	471	250	669
26	03/11/26	138	65	192	144	157	493	688	8409	60	140.15	-	138.88	=	1.27	192	493	257	688
27	03/18/26	140	64	150	167	133	450	642	8859	63	140.62	-	140.15	=	0.47	192	493	257	688
28	03/25/26	140	64	121	160	136	417	609	9276	66	140.55	-	140.62	=	-0.07	192	493	257	688
----- Week 29 was bowled after week 30 -----																			
29	04/01/26	140	64	170	160	136	466	658	9742	69	140.55	-	0.00	=	140.55	192	493	257	688
Scores were bowled after week 30 for weeks: 29																			
30	04/08/26	140	64	135	113	137	385	577	10127	72	140.65	-	140.55	=	0.11	192	493	257	688
31	04/15/26	140	64	155	158	95	408	600	10535	75	140.47	-	140.65	=	-0.19	192	493	257	688
32	04/22/26	140	64	144	127	138	409	601	10944	78	140.31	-	140.47	=	-0.16	192	493	257	688
33	04/29/26	140	64	127	161	119	407	599	10944	78	140.31	-	140.31	=	0.00	192	493	257	688

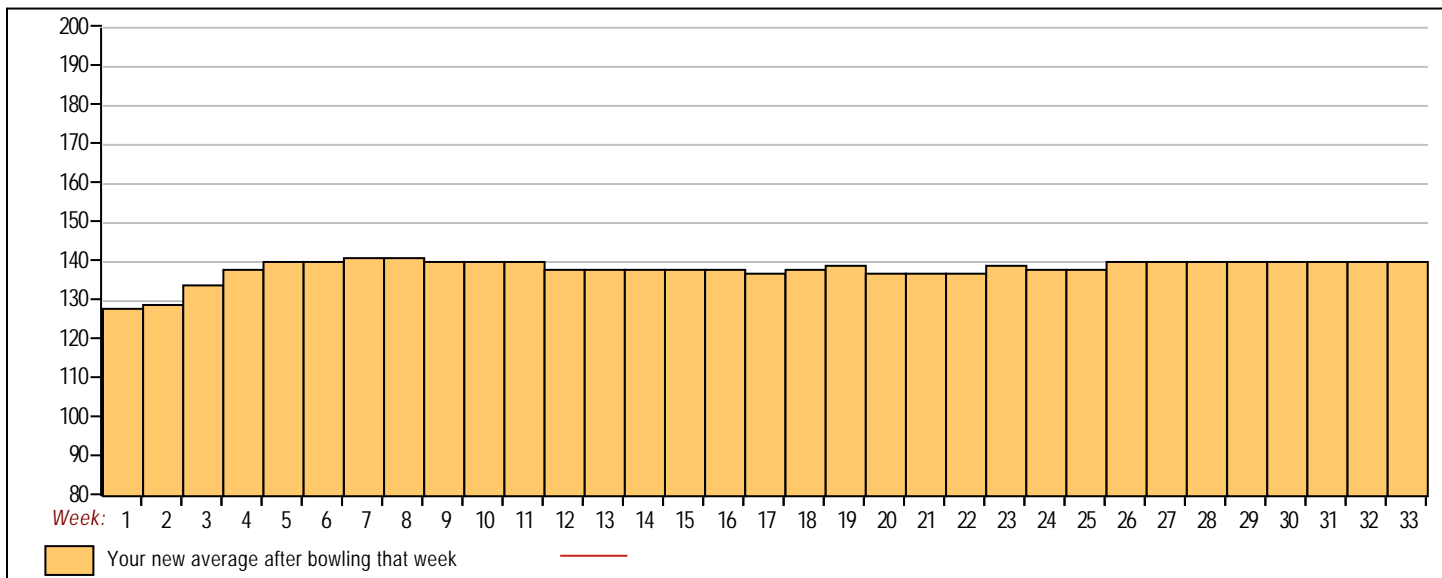
End of 2nd split

<u><100</u>	<u>100's</u>	<u>125's</u>	<u>150's</u>	<u>175's</u>	<u>200's</u>	<u>225's</u>	<u>250's</u>	<u>275's</u>	<u>300's</u>
1	16	42	19	3					
<u><400</u>	<u>400's</u>	<u>450's</u>	<u>500's</u>	<u>550's</u>	<u>600's</u>	<u>650's</u>	<u>700's</u>	<u>750's</u>	<u>800's</u>
6	15	6							

<u>Avg of Game 1</u>	<u>Avg of Game 2</u>	<u>Avg of Game 3</u>
143.04	145.44	131.93

High game of 192 on week 26 High series of 493 on week 26 High average of 141.89 after bowling week 7
 Low game of 95 on week 31 Low series of 360 on week 12 Low average of 128.00 after bowling week 1

High Scores by Game
 Game #1: 192 on week 26 Game #2: 175 on week 4 Game #3: 173 on week 7



Note: This report includes information through April 29 which is Week 33 of 33

Tony Wu's Bowling Record - Team 8: Team 8

Week No.	Bowling Date	Old Avg	Old HDCP	HDCP			Total	Total	Pins	Gms	---Average Change---			High Game	High Sers	HDCP Game	HDCP Sers		
				-1-	-2-	-3-					New - Old	--->	+/-						
1	09/03/25	bk182	30	128	138	185	451	541	451	3	150.33	-	0.00	=	150.33	185	451	215	541
2	09/10/25	bk182	30	175	166	160	501	591	952	6	158.67	-	150.33	=	8.33	185	501	215	591
3	09/17/25	bk182	30	158	205	178	541	631	1493	9	165.89	-	158.67	=	7.22	205	541	235	631
4	09/24/25	172	38	205	182	230	617	731	2110	12	175.83	-	165.89	=	9.94	230	617	268	731
5	10/01/25	175	36	245	203	188	636	744	2746	15	183.07	-	175.83	=	7.23	245	636	281	744
6	10/08/25	183	29	199	203	144	546	633	3292	18	182.89	-	183.07	=	-0.18	245	636	281	744
7	10/15/25	182	30	185	171	168	524	614	3816	21	181.71	-	182.89	=	-1.17	245	636	281	744
8	10/22/25	181	31	226	184	133	543	636	4359	24	181.63	-	181.71	=	-0.09	245	636	281	744
9	10/29/25	181	31	168	172	215	555	648	4914	27	182.00	-	181.63	=	0.38	245	636	281	744
10	11/05/25	182	30	181	197	167	545	635	5459	30	181.97	-	182.00	=	-0.03	245	636	281	744
11	11/12/25	181	31	148	155	163	466	559	5925	33	179.55	-	181.97	=	-2.42	245	636	281	744
12	11/19/25	179	32	220	198	164	582	678	6507	36	180.75	-	179.55	=	1.20	245	636	281	744
13	11/26/25	180	32	a180	a180	a180	540	636	6507	36	180.75	-	180.75	=	0.00	245	636	281	744
14	12/03/25	180	32	a180	a180	a180	540	636	6507	36	180.75	-	180.75	=	0.00	245	636	281	744
15	12/10/25	180	32	a180	a180	a180	540	636	6507	36	180.75	-	180.75	=	0.00	245	636	281	744
16	12/17/25	180	32	165	155	181	501	597	7008	39	179.69	-	180.75	=	-1.06	245	636	281	744

End of 1st split

17	01/07/26	179	32	191	226	226	643	739	7651	42	182.17	-	179.69	=	2.47	245	643	281	744
18	01/14/26	182	30	178	245	235	658	748	8309	45	184.64	-	182.17	=	2.48	245	658	281	748
19	01/21/26	184	28	228	204	162	594	678	8903	48	185.48	-	184.64	=	0.83	245	658	281	748
20	01/28/26	185	28	210	139	247	596	680	9499	51	186.25	-	185.48	=	0.78	247	658	281	748
21	02/04/26	186	27	174	237	183	594	675	10093	54	186.91	-	186.25	=	0.65	247	658	281	748
22	02/11/26	186	27	267	215	204	686	767	10779	57	189.11	-	186.91	=	2.20	267	686	294	767
23	02/18/26	189	24	188	221	171	580	652	11359	60	189.32	-	189.11	=	0.21	267	686	294	767
24	02/25/26	189	24	188	171	183	542	614	11901	63	188.90	-	189.32	=	-0.41	267	686	294	767
25	03/04/26	188	25	199	195	150	544	619	12445	66	188.56	-	188.90	=	-0.34	267	686	294	767
26	03/11/26	188	25	231	147	180	558	633	13003	69	188.45	-	188.56	=	-0.11	267	686	294	767
27	03/18/26	188	25	128	142	154	424	499	13427	72	186.49	-	188.45	=	-1.96	267	686	294	767
28	03/25/26	186	27	221	174	188	583	664	14010	75	186.80	-	186.49	=	0.31	267	686	294	767
----- Week 29 was bowled after week 30 -----																			
29	04/01/26	186	27	a186	a186	a186	420	501	14010	75	186.80	-	0.00	=	186.80	267	686	294	767
Scores were bowled after week 30 for weeks: 29																			
30	04/08/26	186	27	a186	a186	a186	558	639	14010	75	186.80	-	186.80	=	0.00	267	686	294	767
31	04/15/26	186	27	184	191	171	546	627	14556	78	186.62	-	186.80	=	-0.18	267	686	294	767
32	04/22/26	186	27	173	160	184	517	598	15073	81	186.09	-	186.62	=	-0.53	267	686	294	767
33	04/29/26	186	27	170	167	209	546	627	15073	81	186.09	-	186.09	=	0.00	267	686	294	767

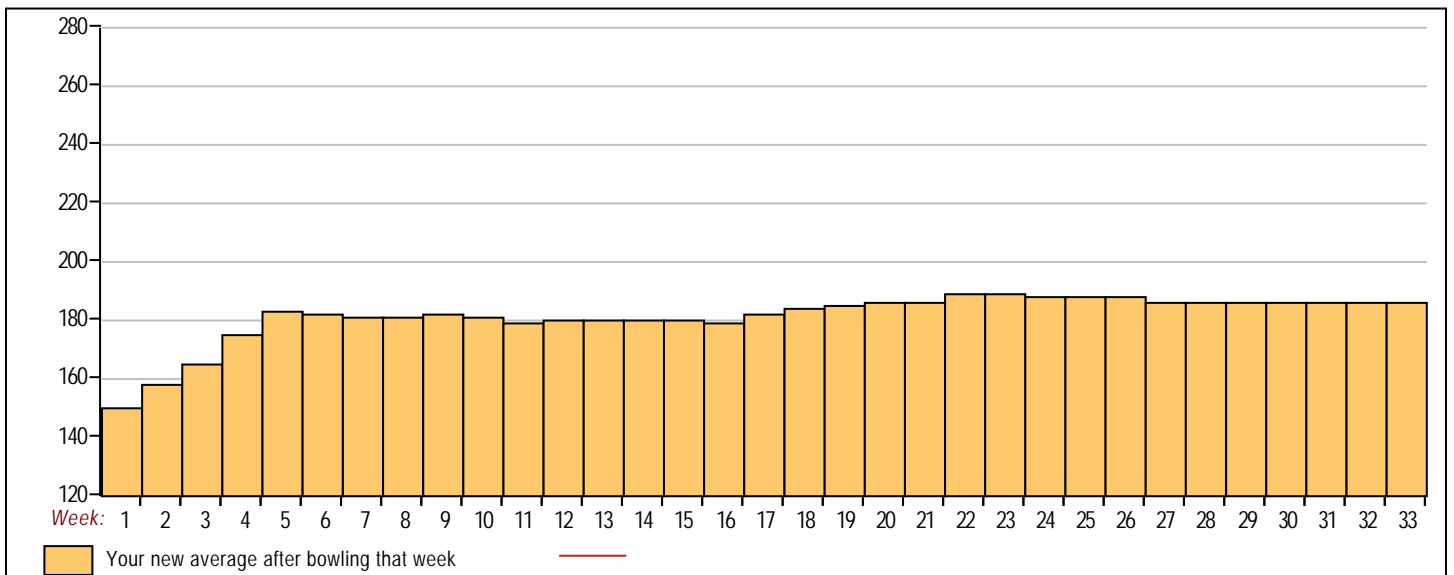
End of 2nd split

<100	100's	125's	150's	175's	200's	225's	250's	275's	300's
		9	25	25	13	11	1		
<400	400's	450's	500's	550's	600's	650's	700's	750's	800's
	1	2	12	8	3	2			
Avg of Game 1			Avg of Game 2			Avg of Game 3			
190.46			184.39			182.96			

High game of 267 on week 22 High series of 686 on week 22 High average of 189.32 after bowling week 23
 Low game of 128 on week 1 Low series of 424 on week 27 Low average of 150.33 after bowling week 1

High Scores by Game

Game #1: 267 on week 22 Game #2: 245 on week 18 Game #3: 247 on week 20



Note: This report includes information through April 29 which is Week 33 of 33

Andrew Soo's Bowling Record - Team 8: Team 8

Week No.	Bowling Date	Old Avg	Old HDCP	-1- -2- -3-			Total	HDCP Total	Pins	Gms	---Average Change---			High Game	High Sers	HDCP Game	HDCP Sers
				-1-	-2-	-3-					New - Old	--->	+/-				
1	09/03/25	bk177	34	176	209	185	570	672	570	3	190.00	- 0.00	= 190.00	209	570	243	672
2	09/10/25	bk177	34	182	157	137	476	578	1046	6	174.33	- 190.00	= -15.67	209	570	243	672
3	09/17/25	bk177	34	192	171	177	540	642	1586	9	176.22	- 174.33	= 1.89	209	570	243	672
4	09/24/25	176	35	156	190	180	526	631	2112	12	176.00	- 176.22	= -0.22	209	570	243	672
5	10/01/25	176	35	172	217	199	588	693	2700	15	180.00	- 176.00	= 4.00	217	588	252	693
6	10/08/25	180	32	232	211	203	646	742	3346	18	185.89	- 180.00	= 5.89	232	646	264	742
7	10/15/25	185	28	198	208	146	552	636	3898	21	185.62	- 185.89	= -0.27	232	646	264	742
8	10/22/25	185	28	205	164	202	571	655	4469	24	186.21	- 185.62	= 0.59	232	646	264	742
9	10/29/25	186	27	202	163	180	545	626	5014	27	185.70	- 186.21	= -0.50	232	646	264	742
10	11/05/25	185	28	147	200	245	592	676	5606	30	186.87	- 185.70	= 1.16	245	646	273	742
11	11/12/25	186	27	157	176	192	525	606	6131	33	185.79	- 186.87	= -1.08	245	646	273	742
12	11/19/25	185	28	176	177	205	558	642	6689	36	185.81	- 185.79	= 0.02	245	646	273	742
13	11/26/25	185	28	189	170	211	570	654	7259	39	186.13	- 185.81	= 0.32	245	646	273	742
14	12/03/25	186	27	217	230	176	623	704	7882	42	187.67	- 186.13	= 1.54	245	646	273	742
15	12/10/25	187	26	213	257	200	670	748	8552	45	190.04	- 187.67	= 2.38	257	670	283	748
16	12/17/25	190	24	209	180	188	577	649	9129	48	190.19	- 190.04	= 0.14	257	670	283	748

End of 1st split

17	01/07/26	190	24	177	216	211	604	676	9733	51	190.84	- 190.19	= 0.66	257	670	283	748
18	01/14/26	190	24	156	210	226	592	664	10325	54	191.20	- 190.84	= 0.36	257	670	283	748
19	01/21/26	191	23	246	157	199	602	671	10927	57	191.70	- 191.20	= 0.50	257	670	283	748
20	01/28/26	191	23	181	223	167	571	640	11498	60	191.63	- 191.70	= -0.07	257	670	283	748
21	02/04/26	191	23	171	202	233	606	675	12104	63	192.13	- 191.63	= 0.49	257	670	283	748
22	02/11/26	192	22	224	197	182	603	669	12707	66	192.53	- 192.13	= 0.40	257	670	283	748
23	02/18/26	192	22	181	177	233	591	657	13298	69	192.72	- 192.53	= 0.19	257	670	283	748
24	02/25/26	192	22	218	197	155	570	636	13868	72	192.61	- 192.72	= -0.11	257	670	283	748
25	03/04/26	192	22	137	165	159	461	527	14329	75	191.05	- 192.61	= -1.56	257	670	283	748
26	03/11/26	191	23	233	280	152	665	734	14994	78	192.23	- 191.05	= 1.18	280	670	303	748
27	03/18/26	192	22	176	169	178	523	589	15517	81	191.57	- 192.23	= -0.66	280	670	303	748
28	03/25/26	191	23	147	165	155	467	536	15984	84	190.29	- 191.57	= -1.28	280	670	303	748
----- Week 29 was bowled after week 30 -----																	
29	04/01/26	189	24	156	122	211	489	561	16473	87	190.29	- 0.00	= 190.29	280	670	303	748
Scores were bowled after week 30 for weeks: 29																	
30	04/08/26	190	24	161	167	212	540	612	17013	90	189.03	- 190.29	= -1.25	280	670	303	748
31	04/15/26	189	24	189	162	211	562	634	17575	93	188.98	- 189.03	= -0.05	280	670	303	748
32	04/22/26	188	25	210	160	124	494	569	18069	96	188.22	- 188.98	= -0.76	280	670	303	748
33	04/29/26	188	25	198	204	143	545	620	18069	96	188.22	- 188.22	= 0.00	280	670	303	748

End of 2nd split

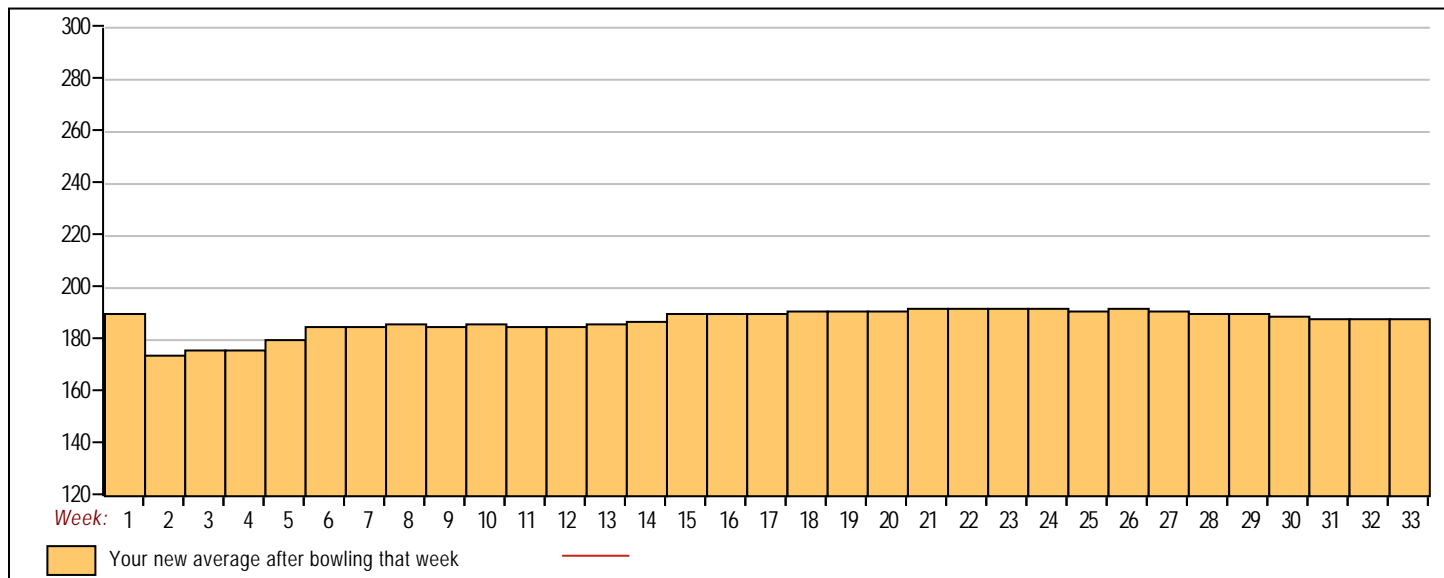
<100	100's	125's	150's	175's	200's	225's	250's	275's	300's
	2	6	24	30	27	8	1	1	
<400	400's	450's	500's	550's	600's	650's	700's	750's	800's
		5	7	13	6	2			

Avg of Game 1	Avg of Game 2	Avg of Game 3
187.39	189.48	187.18

High game of 280 on week 26 High series of 670 on week 15 High average of 192.72 after bowling week 23
 Low game of 122 on week 29 Low series of 461 on week 25 Low average of 174.33 after bowling week 2

High Scores by Game

Game #1: 246 on week 19 Game #2: 280 on week 26 Game #3: 245 on week 10



Note: This report includes information through April 29 which is Week 33 of 33

Justin Horng's Bowling Record - Team 8: Team 8

Week No.	Bowling Date	Old Avg	Old HDCP	-1-	-2-	-3-	Total	HDCP Total	Pins	Gms	---Average Change---			High Game	High Sers	HDCP Game	HDCP Sers		
											New	Old	---> +/-						
1	09/03/25	bk192	0				0	0	0	0	-	0.00	=	0.00	0	0			
2	09/10/25	bk192	0				0	0	0	0	-	0.00	=	0.00	0	0			
3	09/17/25	bk192	0				0	0	0	0	-	0.00	=	0.00	0	0			
4	09/24/25	bk192	0				0	0	0	0	-	0.00	=	0.00	0	0			
5	10/01/25	bk192	0				0	0	0	0	-	0.00	=	0.00	0	0			
6	10/08/25	bk192	22	193	167	199	559	625	559	3	186.33	-	0.00	=	186.33	199	559	221	625
7	10/15/25	bk192	0				0	0	559	3	186.33	-	186.33	=	0.00	199	559	221	625
8	10/22/25	bk192	22	199	167	219	585	651	1144	6	190.67	-	186.33	=	4.33	219	585	241	651
9	10/29/25	bk192	0				0	0	1144	6	190.67	-	190.67	=	0.00	219	585	241	651
10	11/05/25	bk192	0				0	0	1144	6	190.67	-	190.67	=	0.00	219	585	241	651
11	11/12/25	bk192	0				0	0	1144	6	190.67	-	190.67	=	0.00	219	585	241	651
12	11/19/25	bk192	0				0	0	1144	6	190.67	-	190.67	=	0.00	219	585	241	651
13	11/26/25	bk192	0				0	0	1144	6	190.67	-	190.67	=	0.00	219	585	241	651
14	12/03/25	bk192	0				0	0	1144	6	190.67	-	190.67	=	0.00	219	585	241	651
15	12/10/25	bk192	0				0	0	1144	6	190.67	-	190.67	=	0.00	219	585	241	651
16	12/17/25	bk192	0				0	0	1144	6	190.67	-	190.67	=	0.00	219	585	241	651

End of 1st split

17	01/07/26	bk192	0				0	0	1144	6	190.67	-	190.67	=	0.00	219	585	241	651
18	01/14/26	bk192	0				0	0	1144	6	190.67	-	190.67	=	0.00	219	585	241	651
19	01/21/26	bk192	0				0	0	1144	6	190.67	-	190.67	=	0.00	219	585	241	651
20	01/28/26	bk192	0				0	0	1144	6	190.67	-	190.67	=	0.00	219	585	241	651
21	02/04/26	bk192	0				0	0	1144	6	190.67	-	190.67	=	0.00	219	585	241	651
22	02/11/26	bk192	0				0	0	1144	6	190.67	-	190.67	=	0.00	219	585	241	651
23	02/18/26	bk192	0				0	0	1144	6	190.67	-	190.67	=	0.00	219	585	241	651
24	02/25/26	bk192	0				0	0	1144	6	190.67	-	190.67	=	0.00	219	585	241	651
25	03/04/26	bk192	0				0	0	1144	6	190.67	-	190.67	=	0.00	219	585	241	651
26	03/11/26	bk192	0				0	0	1144	6	190.67	-	190.67	=	0.00	219	585	241	651
27	03/18/26	bk192	0				0	0	1144	6	190.67	-	190.67	=	0.00	219	585	241	651
28	03/25/26	bk192	0				0	0	1144	6	190.67	-	190.67	=	0.00	219	585	241	651
29	04/01/26	bk192	0				0	0	1144	6	190.67	-	190.67	=	0.00	219	585	241	651
30	04/08/26	bk192	0				0	0	1144	6	190.67	-	190.67	=	0.00	219	585	241	651
31	04/15/26	bk192	0				0	0	1144	6	190.67	-	190.67	=	0.00	219	585	241	651
32	04/22/26	bk192	0				0	0	1144	6	190.67	-	190.67	=	0.00	219	585	241	651
33	04/29/26	bk192	22				0	0	1144	6	190.67	-	190.67	=	0.00	219	585	241	651

End of 2nd split

<u><100</u>	<u>100's</u>	<u>125's</u>	<u>150's</u>	<u>175's</u>	<u>200's</u>	<u>225's</u>	<u>250's</u>	<u>275's</u>	<u>300's</u>
			2	3	1				
<u><400</u>	<u>400's</u>	<u>450's</u>	<u>500's</u>	<u>550's</u>	<u>600's</u>	<u>650's</u>	<u>700's</u>	<u>750's</u>	<u>800's</u>
				2					

<u>Avg of Game 1</u>	<u>Avg of Game 2</u>	<u>Avg of Game 3</u>
196.00	167.00	209.00

High game of 219 on week 8 High series of 585 on week 8 High average of 190.67 after bowling week 8
 Low game of 167 on week 6 Low series of 559 on week 6 Low average of 186.33 after bowling week 6

High Scores by Game
 Game #1: 199 on week 8 Game #2: 167 on week 6 Game #3: 219 on week 8

