

Note: This report includes information through April 1 which is Week 29 of 33

Stacy Mooney's Bowling Record - Team 8: Team 8

| Week No. | Bowling Date | Old Avg | Old HDCP | - | | | Total | HDCP Total | Pins | Gms | ---Average Change--- | | | High Game | High Sers | HDCP Game | HDCP Sers | | |
|----------|--------------|---------|----------|------|------|------|-------|------------|------|-----|----------------------|-----|----------|-----------|-----------|-----------|-----------|-----|-----|
| | | | | -1- | -2- | -3- | | | | | New | Old | ---> +/- | | | | | | |
| 1 | 09/03/25 | bk140 | 64 | 136 | 124 | 124 | 384 | 576 | 384 | 3 | 128.00 | - | 0.00 | = | 128.00 | 136 | 384 | 200 | 576 |
| 2 | 09/10/25 | bk140 | 64 | 106 | 154 | 130 | 390 | 582 | 774 | 6 | 129.00 | - | 128.00 | = | 1.00 | 154 | 390 | 218 | 582 |
| 3 | 09/17/25 | bk140 | 64 | 172 | 136 | 129 | 437 | 629 | 1211 | 9 | 134.56 | - | 129.00 | = | 5.56 | 172 | 437 | 236 | 629 |
| 4 | 09/24/25 | 134 | 68 | 139 | 175 | 142 | 456 | 660 | 1667 | 12 | 138.92 | - | 134.56 | = | 4.36 | 175 | 456 | 243 | 660 |
| 5 | 10/01/25 | 138 | 65 | 138 | 165 | 133 | 436 | 631 | 2103 | 15 | 140.20 | - | 138.92 | = | 1.28 | 175 | 456 | 243 | 660 |
| 6 | 10/08/25 | 140 | 0 | | | | 0 | 0 | 2103 | 15 | 140.20 | - | 140.20 | = | 0.00 | 175 | 456 | 243 | 660 |
| 7 | 10/15/25 | 140 | 64 | 137 | 141 | 173 | 451 | 643 | 2554 | 18 | 141.89 | - | 140.20 | = | 1.69 | 175 | 456 | 243 | 660 |
| 8 | 10/22/25 | 141 | 0 | | | | 0 | 0 | 2554 | 18 | 141.89 | - | 141.89 | = | 0.00 | 175 | 456 | 243 | 660 |
| 9 | 10/29/25 | 141 | 63 | 115 | 146 | 142 | 403 | 592 | 2957 | 21 | 140.81 | - | 141.89 | = | -1.08 | 175 | 456 | 243 | 660 |
| 10 | 11/05/25 | 140 | 64 | 147 | 142 | 126 | 415 | 607 | 3372 | 24 | 140.50 | - | 140.81 | = | -0.31 | 175 | 456 | 243 | 660 |
| 11 | 11/12/25 | 140 | 64 | 138 | 151 | 119 | 408 | 600 | 3780 | 27 | 140.00 | - | 140.50 | = | -0.50 | 175 | 456 | 243 | 660 |
| 12 | 11/19/25 | 140 | 64 | 114 | 119 | 127 | 360 | 552 | 4140 | 30 | 138.00 | - | 140.00 | = | -2.00 | 175 | 456 | 243 | 660 |
| 13 | 11/26/25 | 138 | 65 | a138 | a138 | a138 | 414 | 609 | 4140 | 30 | 138.00 | - | 138.00 | = | 0.00 | 175 | 456 | 243 | 660 |
| 14 | 12/03/25 | 138 | 65 | a138 | a138 | a138 | 414 | 609 | 4140 | 30 | 138.00 | - | 138.00 | = | 0.00 | 175 | 456 | 243 | 660 |
| 15 | 12/10/25 | 138 | 65 | a138 | a138 | a138 | 414 | 609 | 4140 | 30 | 138.00 | - | 138.00 | = | 0.00 | 175 | 456 | 243 | 660 |
| 16 | 12/17/25 | 138 | 65 | 152 | 168 | 113 | 433 | 628 | 4573 | 33 | 138.58 | - | 138.00 | = | 0.58 | 175 | 456 | 243 | 660 |

End of 1st split

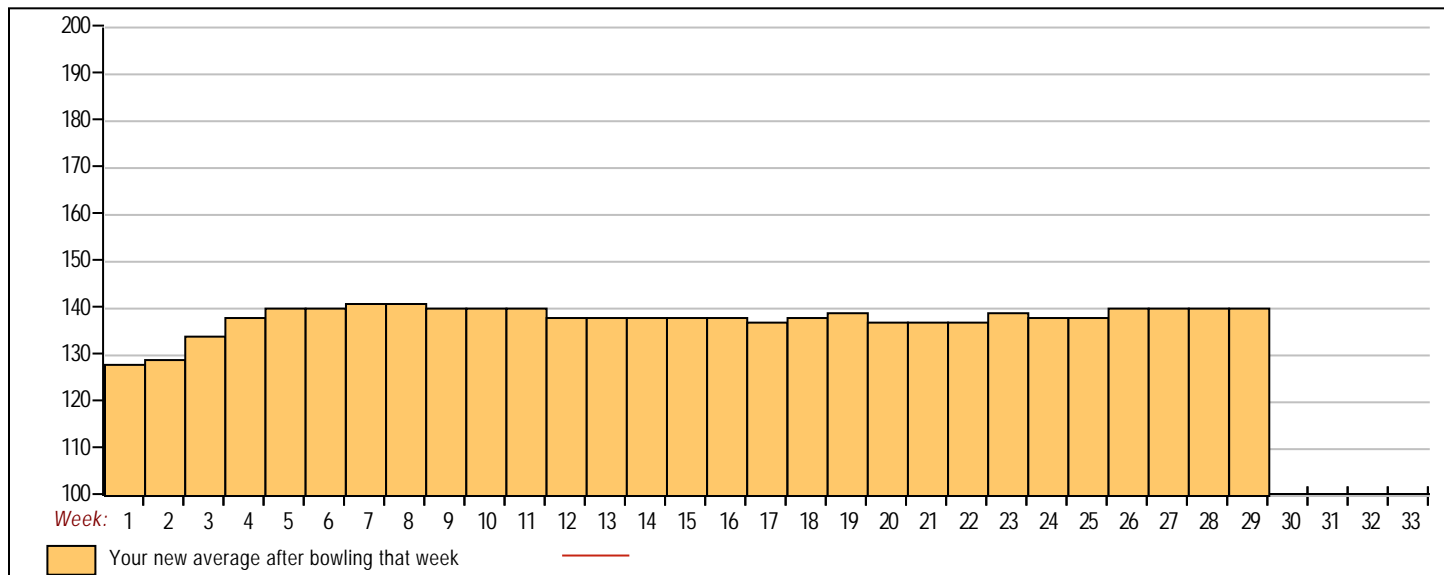
| | | | | | | | | | | | | | | | | | | | |
|----|----------|-----|----|------|------|------|-----|-----|------|----|--------|---|--------|---|-------|-----|-----|-----|-----|
| 17 | 01/07/26 | 138 | 65 | 141 | 139 | 103 | 383 | 578 | 4956 | 36 | 137.67 | - | 138.58 | = | -0.91 | 175 | 456 | 243 | 660 |
| 18 | 01/14/26 | 137 | 66 | 143 | 149 | 144 | 436 | 634 | 5392 | 39 | 138.26 | - | 137.67 | = | 0.59 | 175 | 456 | 243 | 660 |
| 19 | 01/21/26 | 138 | 65 | 147 | 144 | 157 | 448 | 643 | 5840 | 42 | 139.05 | - | 138.26 | = | 0.79 | 175 | 456 | 243 | 660 |
| 20 | 01/28/26 | 139 | 64 | 121 | 119 | 127 | 367 | 559 | 6207 | 45 | 137.93 | - | 139.05 | = | -1.11 | 175 | 456 | 243 | 660 |
| 21 | 02/04/26 | 137 | 66 | 134 | 143 | 135 | 412 | 610 | 6619 | 48 | 137.90 | - | 137.93 | = | -0.04 | 175 | 456 | 243 | 660 |
| 22 | 02/11/26 | 137 | 66 | a137 | a137 | a137 | 411 | 609 | 6619 | 48 | 137.90 | - | 137.90 | = | 0.00 | 175 | 456 | 243 | 660 |
| 23 | 02/18/26 | 137 | 66 | 184 | 158 | 129 | 471 | 669 | 7090 | 51 | 139.02 | - | 137.90 | = | 1.12 | 184 | 471 | 250 | 669 |
| 24 | 02/25/26 | 139 | 64 | 135 | 141 | 136 | 412 | 604 | 7502 | 54 | 138.93 | - | 139.02 | = | -0.09 | 184 | 471 | 250 | 669 |
| 25 | 03/04/26 | 138 | 65 | 169 | 123 | 122 | 414 | 609 | 7916 | 57 | 138.88 | - | 138.93 | = | -0.05 | 184 | 471 | 250 | 669 |
| 26 | 03/11/26 | 138 | 65 | 192 | 144 | 157 | 493 | 688 | 8409 | 60 | 140.15 | - | 138.88 | = | 1.27 | 192 | 493 | 257 | 688 |
| 27 | 03/18/26 | 140 | 64 | 150 | 167 | 133 | 450 | 642 | 8859 | 63 | 140.62 | - | 140.15 | = | 0.47 | 192 | 493 | 257 | 688 |
| 28 | 03/25/26 | 140 | 64 | 121 | 160 | 136 | 417 | 609 | 9276 | 66 | 140.55 | - | 140.62 | = | -0.07 | 192 | 493 | 257 | 688 |
| 29 | 04/01/26 | 140 | 64 | | | | 0 | 0 | 9276 | 66 | 140.55 | - | 140.55 | = | 0.00 | 192 | 493 | 257 | 688 |

| | | | | | | | | | |
|------|-------|-------|-------|-------|-------|-------|-------|-------|-------|
| <100 | 100's | 125's | 150's | 175's | 200's | 225's | 250's | 275's | 300's |
| | 14 | 35 | 14 | 3 | | | | | |
| <400 | 400's | 450's | 500's | 550's | 600's | 650's | 700's | 750's | 800's |
| 5 | 12 | 5 | | | | | | | |

Avg of Game 1 **Avg of Game 2** **Avg of Game 3**
 142.32 145.82 133.50

High game of 192 on week 26 High series of 493 on week 26 High average of 141.89 after bowling week 7
 Low game of 103 on week 17 Low series of 360 on week 12 Low average of 128.00 after bowling week 1

High Scores by Game
 Game #1: 192 on week 26 Game #2: 175 on week 4 Game #3: 173 on week 7



Note: This report includes information through April 1 which is Week 29 of 33

Tony Wu's Bowling Record - Team 8: Team 8

| Week No. | Bowling Date | Old Avg | Old HDCP | -1- -2- -3- | | | Total | HDCP Total | Pins | Gms | ---Average Change--- | | | High Game | High Sers | HDCP Game | HDCP Sers |
|----------|--------------|---------|----------|-------------|------|------|-------|------------|------|-----|----------------------|----------|----------|-----------|-----------|-----------|-----------|
| | | | | -1- | -2- | -3- | | | | | New - Old | ---> +/- | | | | | |
| 1 | 09/03/25 | bk182 | 30 | 128 | 138 | 185 | 451 | 541 | 451 | 3 | 150.33 | - 0.00 | = 150.33 | 185 | 451 | 215 | 541 |
| 2 | 09/10/25 | bk182 | 30 | 175 | 166 | 160 | 501 | 591 | 952 | 6 | 158.67 | - 150.33 | = 8.33 | 185 | 501 | 215 | 591 |
| 3 | 09/17/25 | bk182 | 30 | 158 | 205 | 178 | 541 | 631 | 1493 | 9 | 165.89 | - 158.67 | = 7.22 | 205 | 541 | 235 | 631 |
| 4 | 09/24/25 | 172 | 38 | 205 | 182 | 230 | 617 | 731 | 2110 | 12 | 175.83 | - 165.89 | = 9.94 | 230 | 617 | 268 | 731 |
| 5 | 10/01/25 | 175 | 36 | 245 | 203 | 188 | 636 | 744 | 2746 | 15 | 183.07 | - 175.83 | = 7.23 | 245 | 636 | 281 | 744 |
| 6 | 10/08/25 | 183 | 29 | 199 | 203 | 144 | 546 | 633 | 3292 | 18 | 182.89 | - 183.07 | = -0.18 | 245 | 636 | 281 | 744 |
| 7 | 10/15/25 | 182 | 30 | 185 | 171 | 168 | 524 | 614 | 3816 | 21 | 181.71 | - 182.89 | = -1.17 | 245 | 636 | 281 | 744 |
| 8 | 10/22/25 | 181 | 31 | 226 | 184 | 133 | 543 | 636 | 4359 | 24 | 181.63 | - 181.71 | = -0.09 | 245 | 636 | 281 | 744 |
| 9 | 10/29/25 | 181 | 31 | 168 | 172 | 215 | 555 | 648 | 4914 | 27 | 182.00 | - 181.63 | = 0.38 | 245 | 636 | 281 | 744 |
| 10 | 11/05/25 | 182 | 30 | 181 | 197 | 167 | 545 | 635 | 5459 | 30 | 181.97 | - 182.00 | = -0.03 | 245 | 636 | 281 | 744 |
| 11 | 11/12/25 | 181 | 31 | 148 | 155 | 163 | 466 | 559 | 5925 | 33 | 179.55 | - 181.97 | = -2.42 | 245 | 636 | 281 | 744 |
| 12 | 11/19/25 | 179 | 32 | 220 | 198 | 164 | 582 | 678 | 6507 | 36 | 180.75 | - 179.55 | = 1.20 | 245 | 636 | 281 | 744 |
| 13 | 11/26/25 | 180 | 32 | a180 | a180 | a180 | 540 | 636 | 6507 | 36 | 180.75 | - 180.75 | = 0.00 | 245 | 636 | 281 | 744 |
| 14 | 12/03/25 | 180 | 32 | a180 | a180 | a180 | 540 | 636 | 6507 | 36 | 180.75 | - 180.75 | = 0.00 | 245 | 636 | 281 | 744 |
| 15 | 12/10/25 | 180 | 32 | a180 | a180 | a180 | 540 | 636 | 6507 | 36 | 180.75 | - 180.75 | = 0.00 | 245 | 636 | 281 | 744 |
| 16 | 12/17/25 | 180 | 32 | 165 | 155 | 181 | 501 | 597 | 7008 | 39 | 179.69 | - 180.75 | = -1.06 | 245 | 636 | 281 | 744 |

End of 1st split

| | | | | | | | | | | | | | | | | | |
|----|----------|-----|----|-----|-----|-----|-----|-----|-------|----|--------|----------|---------|-----|-----|-----|-----|
| 17 | 01/07/26 | 179 | 32 | 191 | 226 | 226 | 643 | 739 | 7651 | 42 | 182.17 | - 179.69 | = 2.47 | 245 | 643 | 281 | 744 |
| 18 | 01/14/26 | 182 | 30 | 178 | 245 | 235 | 658 | 748 | 8309 | 45 | 184.64 | - 182.17 | = 2.48 | 245 | 658 | 281 | 748 |
| 19 | 01/21/26 | 184 | 28 | 228 | 204 | 162 | 594 | 678 | 8903 | 48 | 185.48 | - 184.64 | = 0.83 | 245 | 658 | 281 | 748 |
| 20 | 01/28/26 | 185 | 28 | 210 | 139 | 247 | 596 | 680 | 9499 | 51 | 186.25 | - 185.48 | = 0.78 | 247 | 658 | 281 | 748 |
| 21 | 02/04/26 | 186 | 27 | 174 | 237 | 183 | 594 | 675 | 10093 | 54 | 186.91 | - 186.25 | = 0.65 | 247 | 658 | 281 | 748 |
| 22 | 02/11/26 | 186 | 27 | 267 | 215 | 204 | 686 | 767 | 10779 | 57 | 189.11 | - 186.91 | = 2.20 | 267 | 686 | 294 | 767 |
| 23 | 02/18/26 | 189 | 24 | 188 | 221 | 171 | 580 | 652 | 11359 | 60 | 189.32 | - 189.11 | = 0.21 | 267 | 686 | 294 | 767 |
| 24 | 02/25/26 | 189 | 24 | 188 | 171 | 183 | 542 | 614 | 11901 | 63 | 188.90 | - 189.32 | = -0.41 | 267 | 686 | 294 | 767 |
| 25 | 03/04/26 | 188 | 25 | 199 | 195 | 150 | 544 | 619 | 12445 | 66 | 188.56 | - 188.90 | = -0.34 | 267 | 686 | 294 | 767 |
| 26 | 03/11/26 | 188 | 25 | 231 | 147 | 180 | 558 | 633 | 13003 | 69 | 188.45 | - 188.56 | = -0.11 | 267 | 686 | 294 | 767 |
| 27 | 03/18/26 | 188 | 25 | 128 | 142 | 154 | 424 | 499 | 13427 | 72 | 186.49 | - 188.45 | = -1.96 | 267 | 686 | 294 | 767 |
| 28 | 03/25/26 | 186 | 27 | 221 | 174 | 188 | 583 | 664 | 14010 | 75 | 186.80 | - 186.49 | = 0.31 | 267 | 686 | 294 | 767 |
| 29 | 04/01/26 | 186 | 27 | | | | 0 | 0 | 14010 | 75 | 186.80 | - 186.80 | = 0.00 | 267 | 686 | 294 | 767 |

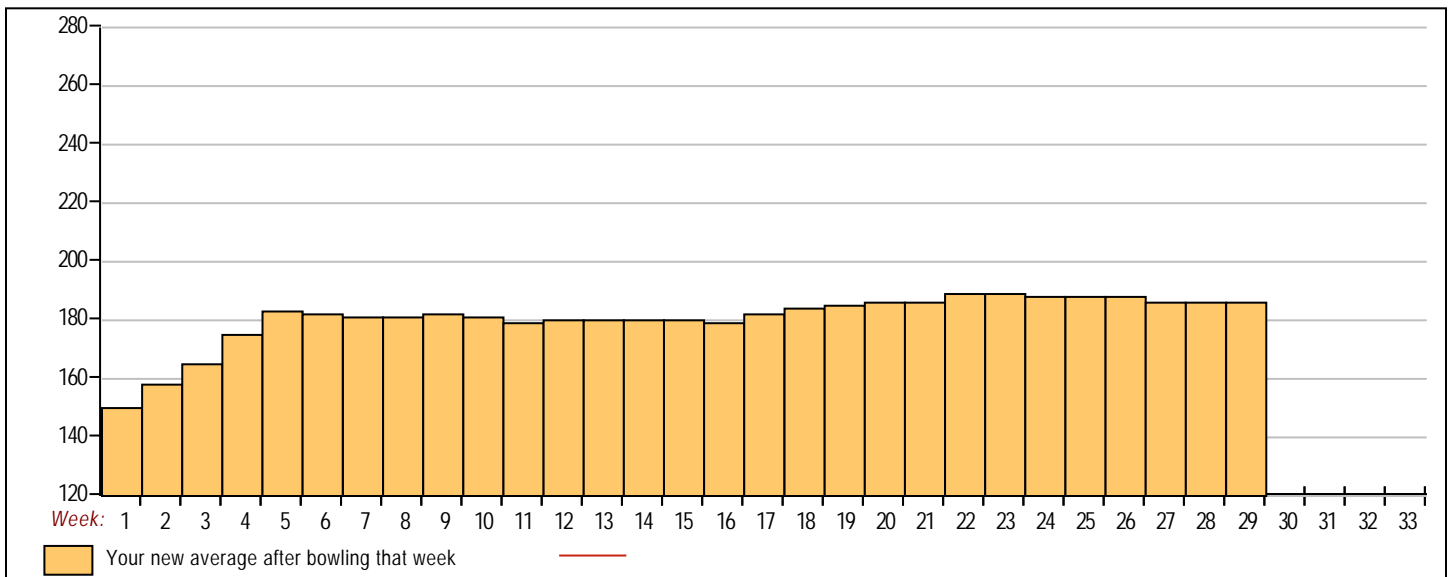
| | | | | | | | | | |
|------|-------|-------|-------|-------|-------|-------|-------|-------|-------|
| <100 | 100's | 125's | 150's | 175's | 200's | 225's | 250's | 275's | 300's |
| | | 9 | 20 | 22 | 12 | 11 | 1 | | |
| <400 | 400's | 450's | 500's | 550's | 600's | 650's | 700's | 750's | 800's |
| | 1 | 2 | 9 | 8 | 3 | 2 | | | |

| Avg of Game 1 | Avg of Game 2 | Avg of Game 3 |
|---------------|---------------|---------------|
| 192.24 | 185.80 | 182.36 |

High game of 267 on week 22 High series of 686 on week 22 High average of 189.32 after bowling week 23
 Low game of 128 on week 1 Low series of 424 on week 27 Low average of 150.33 after bowling week 1

High Scores by Game

Game #1: 267 on week 22 Game #2: 245 on week 18 Game #3: 247 on week 20



Note: This report includes information through April 1 which is Week 29 of 33

Andrew Soo's Bowling Record - Team 8: Team 8

| Week No. | Bowling Date | Old Avg | Old HDCP | -1- -2- -3- | | | Total | HDCP Total | Pins | Gms | ---Average Change--- | | | High Game | High Sers | HDCP Game | HDCP Sers |
|----------|--------------|---------|----------|-------------|-----|-----|-------|------------|------|-----|----------------------|----------|----------|-----------|-----------|-----------|-----------|
| | | | | -1- | -2- | -3- | | | | | New - Old | ---> +/- | | | | | |
| 1 | 09/03/25 | bk177 | 34 | 176 | 209 | 185 | 570 | 672 | 570 | 3 | 190.00 | - 0.00 | = 190.00 | 209 | 570 | 243 | 672 |
| 2 | 09/10/25 | bk177 | 34 | 182 | 157 | 137 | 476 | 578 | 1046 | 6 | 174.33 | - 190.00 | = -15.67 | 209 | 570 | 243 | 672 |
| 3 | 09/17/25 | bk177 | 34 | 192 | 171 | 177 | 540 | 642 | 1586 | 9 | 176.22 | - 174.33 | = 1.89 | 209 | 570 | 243 | 672 |
| 4 | 09/24/25 | 176 | 35 | 156 | 190 | 180 | 526 | 631 | 2112 | 12 | 176.00 | - 176.22 | = -0.22 | 209 | 570 | 243 | 672 |
| 5 | 10/01/25 | 176 | 35 | 172 | 217 | 199 | 588 | 693 | 2700 | 15 | 180.00 | - 176.00 | = 4.00 | 217 | 588 | 252 | 693 |
| 6 | 10/08/25 | 180 | 32 | 232 | 211 | 203 | 646 | 742 | 3346 | 18 | 185.89 | - 180.00 | = 5.89 | 232 | 646 | 264 | 742 |
| 7 | 10/15/25 | 185 | 28 | 198 | 208 | 146 | 552 | 636 | 3898 | 21 | 185.62 | - 185.89 | = -0.27 | 232 | 646 | 264 | 742 |
| 8 | 10/22/25 | 185 | 28 | 205 | 164 | 202 | 571 | 655 | 4469 | 24 | 186.21 | - 185.62 | = 0.59 | 232 | 646 | 264 | 742 |
| 9 | 10/29/25 | 186 | 27 | 202 | 163 | 180 | 545 | 626 | 5014 | 27 | 185.70 | - 186.21 | = -0.50 | 232 | 646 | 264 | 742 |
| 10 | 11/05/25 | 185 | 28 | 147 | 200 | 245 | 592 | 676 | 5606 | 30 | 186.87 | - 185.70 | = 1.16 | 245 | 646 | 273 | 742 |
| 11 | 11/12/25 | 186 | 27 | 157 | 176 | 192 | 525 | 606 | 6131 | 33 | 185.79 | - 186.87 | = -1.08 | 245 | 646 | 273 | 742 |
| 12 | 11/19/25 | 185 | 28 | 176 | 177 | 205 | 558 | 642 | 6689 | 36 | 185.81 | - 185.79 | = 0.02 | 245 | 646 | 273 | 742 |
| 13 | 11/26/25 | 185 | 28 | 189 | 170 | 211 | 570 | 654 | 7259 | 39 | 186.13 | - 185.81 | = 0.32 | 245 | 646 | 273 | 742 |
| 14 | 12/03/25 | 186 | 27 | 217 | 230 | 176 | 623 | 704 | 7882 | 42 | 187.67 | - 186.13 | = 1.54 | 245 | 646 | 273 | 742 |
| 15 | 12/10/25 | 187 | 26 | 213 | 257 | 200 | 670 | 748 | 8552 | 45 | 190.04 | - 187.67 | = 2.38 | 257 | 670 | 283 | 748 |
| 16 | 12/17/25 | 190 | 24 | 209 | 180 | 188 | 577 | 649 | 9129 | 48 | 190.19 | - 190.04 | = 0.14 | 257 | 670 | 283 | 748 |

End of 1st split

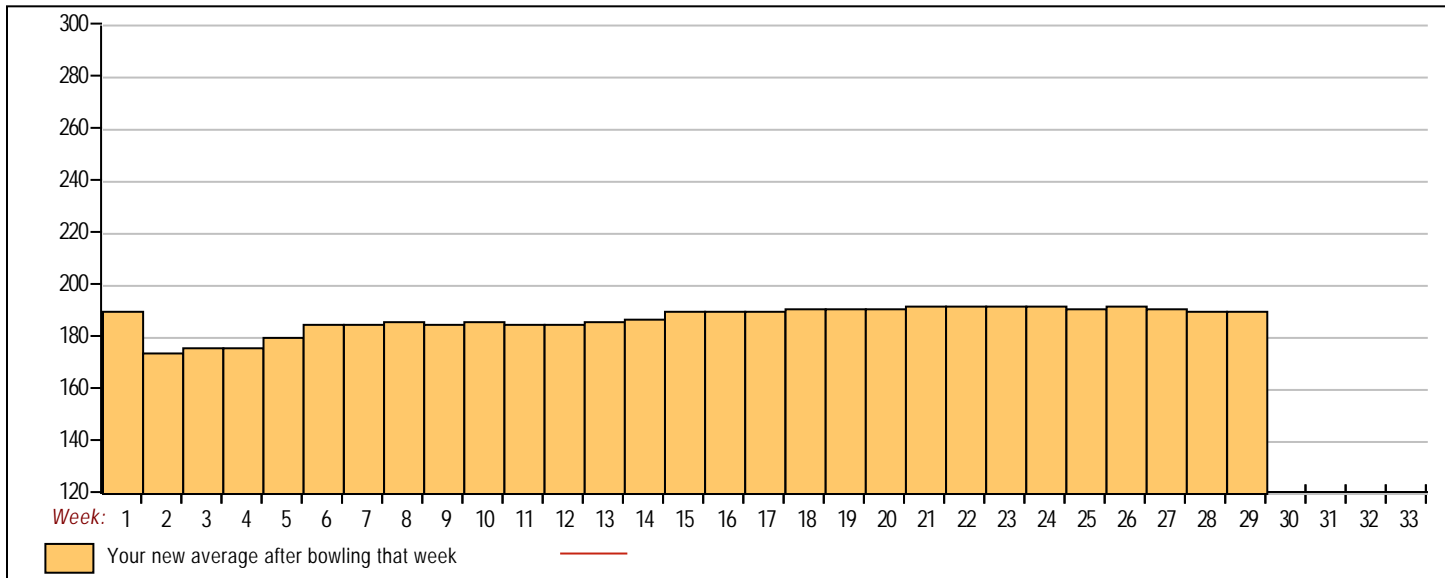
| | | | | | | | | | | | | | | | | | |
|----|----------|-----|----|-----|-----|-----|-----|-----|-------|----|--------|----------|---------|-----|-----|-----|-----|
| 17 | 01/07/26 | 190 | 24 | 177 | 216 | 211 | 604 | 676 | 9733 | 51 | 190.84 | - 190.19 | = 0.66 | 257 | 670 | 283 | 748 |
| 18 | 01/14/26 | 190 | 24 | 156 | 210 | 226 | 592 | 664 | 10325 | 54 | 191.20 | - 190.84 | = 0.36 | 257 | 670 | 283 | 748 |
| 19 | 01/21/26 | 191 | 23 | 246 | 157 | 199 | 602 | 671 | 10927 | 57 | 191.70 | - 191.20 | = 0.50 | 257 | 670 | 283 | 748 |
| 20 | 01/28/26 | 191 | 23 | 181 | 223 | 167 | 571 | 640 | 11498 | 60 | 191.63 | - 191.70 | = -0.07 | 257 | 670 | 283 | 748 |
| 21 | 02/04/26 | 191 | 23 | 171 | 202 | 233 | 606 | 675 | 12104 | 63 | 192.13 | - 191.63 | = 0.49 | 257 | 670 | 283 | 748 |
| 22 | 02/11/26 | 192 | 22 | 224 | 197 | 182 | 603 | 669 | 12707 | 66 | 192.53 | - 192.13 | = 0.40 | 257 | 670 | 283 | 748 |
| 23 | 02/18/26 | 192 | 22 | 181 | 177 | 233 | 591 | 657 | 13298 | 69 | 192.72 | - 192.53 | = 0.19 | 257 | 670 | 283 | 748 |
| 24 | 02/25/26 | 192 | 22 | 218 | 197 | 155 | 570 | 636 | 13868 | 72 | 192.61 | - 192.72 | = -0.11 | 257 | 670 | 283 | 748 |
| 25 | 03/04/26 | 192 | 22 | 137 | 165 | 159 | 461 | 527 | 14329 | 75 | 191.05 | - 192.61 | = -1.56 | 257 | 670 | 283 | 748 |
| 26 | 03/11/26 | 191 | 23 | 233 | 280 | 152 | 665 | 734 | 14994 | 78 | 192.23 | - 191.05 | = 1.18 | 280 | 670 | 303 | 748 |
| 27 | 03/18/26 | 192 | 22 | 176 | 169 | 178 | 523 | 589 | 15517 | 81 | 191.57 | - 192.23 | = -0.66 | 280 | 670 | 303 | 748 |
| 28 | 03/25/26 | 191 | 23 | 147 | 165 | 155 | 467 | 536 | 15984 | 84 | 190.29 | - 191.57 | = -1.28 | 280 | 670 | 303 | 748 |
| 29 | 04/01/26 | 190 | 24 | | | | 0 | 0 | 15984 | 84 | 190.29 | - 190.29 | = 0.00 | 280 | 670 | 303 | 748 |

| | | | | | | | | | |
|------|-------|-------|-------|-------|-------|-------|-------|-------|-------|
| <100 | 100's | 125's | 150's | 175's | 200's | 225's | 250's | 275's | 300's |
| | | 5 | 19 | 28 | 22 | 8 | 1 | 1 | |
| <400 | 400's | 450's | 500's | 550's | 600's | 650's | 700's | 750's | 800's |
| | | 3 | 5 | 12 | 6 | 2 | | | |

| Avg of Game 1 | Avg of Game 2 | Avg of Game 3 |
|---------------|---------------|---------------|
| 188.21 | 194.21 | 188.43 |

High game of 280 on week 26 High series of 670 on week 15 High average of 192.72 after bowling week 23
 Low game of 137 on week 2 Low series of 461 on week 25 Low average of 174.33 after bowling week 2

High Scores by Game
 Game #1: 246 on week 19 Game #2: 280 on week 26 Game #3: 245 on week 10



Note: This report includes information through April 1 which is Week 29 of 33

Justin Horng's Bowling Record - Team 8: Team 8

| Week No. | Bowling Date | Old Avg | Old HDCP | -1- | -2- | -3- | Total | HDCP Total | Pins | Gms | ---Average Change--- | | | High Game | High Sers | HDCP Game | HDCP Sers | | |
|----------|--------------|---------|----------|-----|-----|-----|-------|------------|------|-----|----------------------|------|--------|-----------|-----------|-----------|-----------|-----|-----|
| | | | | | | | | | | | New - Old | ---> | +/- | | | | | | |
| 1 | 09/03/25 | bk192 | 0 | | | | 0 | 0 | 0 | 0 | - | 0.00 | = | 0.00 | 0 | 0 | | | |
| 2 | 09/10/25 | bk192 | 0 | | | | 0 | 0 | 0 | 0 | - | 0.00 | = | 0.00 | 0 | 0 | | | |
| 3 | 09/17/25 | bk192 | 0 | | | | 0 | 0 | 0 | 0 | - | 0.00 | = | 0.00 | 0 | 0 | | | |
| 4 | 09/24/25 | bk192 | 0 | | | | 0 | 0 | 0 | 0 | - | 0.00 | = | 0.00 | 0 | 0 | | | |
| 5 | 10/01/25 | bk192 | 0 | | | | 0 | 0 | 0 | 0 | - | 0.00 | = | 0.00 | 0 | 0 | | | |
| 6 | 10/08/25 | bk192 | 22 | 193 | 167 | 199 | 559 | 625 | 559 | 3 | 186.33 | - | 0.00 | = | 186.33 | 199 | 559 | 221 | 625 |
| 7 | 10/15/25 | bk192 | 0 | | | | 0 | 0 | 559 | 3 | 186.33 | - | 186.33 | = | 0.00 | 199 | 559 | 221 | 625 |
| 8 | 10/22/25 | bk192 | 22 | 199 | 167 | 219 | 585 | 651 | 1144 | 6 | 190.67 | - | 186.33 | = | 4.33 | 219 | 585 | 241 | 651 |
| 9 | 10/29/25 | bk192 | 0 | | | | 0 | 0 | 1144 | 6 | 190.67 | - | 190.67 | = | 0.00 | 219 | 585 | 241 | 651 |
| 10 | 11/05/25 | bk192 | 0 | | | | 0 | 0 | 1144 | 6 | 190.67 | - | 190.67 | = | 0.00 | 219 | 585 | 241 | 651 |
| 11 | 11/12/25 | bk192 | 0 | | | | 0 | 0 | 1144 | 6 | 190.67 | - | 190.67 | = | 0.00 | 219 | 585 | 241 | 651 |
| 12 | 11/19/25 | bk192 | 0 | | | | 0 | 0 | 1144 | 6 | 190.67 | - | 190.67 | = | 0.00 | 219 | 585 | 241 | 651 |
| 13 | 11/26/25 | bk192 | 0 | | | | 0 | 0 | 1144 | 6 | 190.67 | - | 190.67 | = | 0.00 | 219 | 585 | 241 | 651 |
| 14 | 12/03/25 | bk192 | 0 | | | | 0 | 0 | 1144 | 6 | 190.67 | - | 190.67 | = | 0.00 | 219 | 585 | 241 | 651 |
| 15 | 12/10/25 | bk192 | 0 | | | | 0 | 0 | 1144 | 6 | 190.67 | - | 190.67 | = | 0.00 | 219 | 585 | 241 | 651 |
| 16 | 12/17/25 | bk192 | 0 | | | | 0 | 0 | 1144 | 6 | 190.67 | - | 190.67 | = | 0.00 | 219 | 585 | 241 | 651 |

End of 1st split

| | | | | | | | | | | | | | | | | | | | |
|----|----------|-------|----|--|--|--|---|---|------|---|--------|---|--------|---|------|-----|-----|-----|-----|
| 17 | 01/07/26 | bk192 | 0 | | | | 0 | 0 | 1144 | 6 | 190.67 | - | 190.67 | = | 0.00 | 219 | 585 | 241 | 651 |
| 18 | 01/14/26 | bk192 | 0 | | | | 0 | 0 | 1144 | 6 | 190.67 | - | 190.67 | = | 0.00 | 219 | 585 | 241 | 651 |
| 19 | 01/21/26 | bk192 | 0 | | | | 0 | 0 | 1144 | 6 | 190.67 | - | 190.67 | = | 0.00 | 219 | 585 | 241 | 651 |
| 20 | 01/28/26 | bk192 | 0 | | | | 0 | 0 | 1144 | 6 | 190.67 | - | 190.67 | = | 0.00 | 219 | 585 | 241 | 651 |
| 21 | 02/04/26 | bk192 | 0 | | | | 0 | 0 | 1144 | 6 | 190.67 | - | 190.67 | = | 0.00 | 219 | 585 | 241 | 651 |
| 22 | 02/11/26 | bk192 | 0 | | | | 0 | 0 | 1144 | 6 | 190.67 | - | 190.67 | = | 0.00 | 219 | 585 | 241 | 651 |
| 23 | 02/18/26 | bk192 | 0 | | | | 0 | 0 | 1144 | 6 | 190.67 | - | 190.67 | = | 0.00 | 219 | 585 | 241 | 651 |
| 24 | 02/25/26 | bk192 | 0 | | | | 0 | 0 | 1144 | 6 | 190.67 | - | 190.67 | = | 0.00 | 219 | 585 | 241 | 651 |
| 25 | 03/04/26 | bk192 | 0 | | | | 0 | 0 | 1144 | 6 | 190.67 | - | 190.67 | = | 0.00 | 219 | 585 | 241 | 651 |
| 26 | 03/11/26 | bk192 | 0 | | | | 0 | 0 | 1144 | 6 | 190.67 | - | 190.67 | = | 0.00 | 219 | 585 | 241 | 651 |
| 27 | 03/18/26 | bk192 | 0 | | | | 0 | 0 | 1144 | 6 | 190.67 | - | 190.67 | = | 0.00 | 219 | 585 | 241 | 651 |
| 28 | 03/25/26 | bk192 | 0 | | | | 0 | 0 | 1144 | 6 | 190.67 | - | 190.67 | = | 0.00 | 219 | 585 | 241 | 651 |
| 29 | 04/01/26 | bk192 | 22 | | | | 0 | 0 | 1144 | 6 | 190.67 | - | 190.67 | = | 0.00 | 219 | 585 | 241 | 651 |



| | | | | | | | | | |
|------|-------|-------|-------|-------|-------|-------|-------|-------|-------|
| <100 | 100's | 125's | 150's | 175's | 200's | 225's | 250's | 275's | 300's |
| | | | 2 | 3 | 1 | | | | |
| <400 | 400's | 450's | 500's | 550's | 600's | 650's | 700's | 750's | 800's |
| | | | | 2 | | | | | |

| | | |
|----------------------|----------------------|----------------------|
| Avg of Game 1 | Avg of Game 2 | Avg of Game 3 |
| 196.00 | 167.00 | 209.00 |

High game of 219 on week 8 High series of 585 on week 8 High average of 190.67 after bowling week 8
 Low game of 167 on week 6 Low series of 559 on week 6 Low average of 186.33 after bowling week 6

High Scores by Game
 Game #1: 199 on week 8 Game #2: 167 on week 6 Game #3: 219 on week 8

