

Note: This report includes information through April 15 which is Week 31 of 33

Gloria Barbarotto's Bowling Record - Team 6: The Oneders

Week No.	Bowling Date	Old Avg	Old HDCP	-1-	-2-	-3-	Total	HDCP Total	Pins	Gms	---Average Change---			High Game	High Sers	HDCP Game	HDCP Sers		
											New	Old	---> +/-						
1	09/03/25	bk122	0				0	0	0	0	-	0.00	=	0.00	0	0			
2	09/10/25	bk122	0				0	0	0	0	-	0.00	=	0.00	0	0			
3	09/17/25	bk122	0				0	0	0	0	-	0.00	=	0.00	0	0			
4	09/24/25	bk122	0				0	0	0	0	-	0.00	=	0.00	0	0			
5	10/01/25	bk122	0				0	0	0	0	-	0.00	=	0.00	0	0			
6	10/08/25	bk122	0				0	0	0	0	-	0.00	=	0.00	0	0			
7	10/15/25	bk122	0				0	0	0	0	-	0.00	=	0.00	0	0			
8	10/22/25	bk122	78	105	117	119	341	575	341	3	113.67	-	0.00	=	113.67	119	341	197	575
9	10/29/25	bk122	78	113	141	106	360	594	701	6	116.83	-	113.67	=	3.17	141	360	219	594
10	11/05/25	bk122	78	131	140	128	399	633	1100	9	122.22	-	116.83	=	5.39	141	399	219	633
11	11/12/25	122	78	a122	a122	a122	366	600	1100	9	122.22	-	122.22	=	0.00	141	399	219	633
12	11/19/25	122	78	150	103	140	393	627	1493	12	124.42	-	122.22	=	2.19	150	399	228	633
13	11/26/25	124	76	a124	a124	a124	372	600	1493	12	124.42	-	124.42	=	0.00	150	399	228	633
14	12/03/25	124	76	a124	a124	a124	372	600	1493	12	124.42	-	124.42	=	0.00	150	399	228	633
15	12/10/25	124	76	149	142	136	427	655	1920	15	128.00	-	124.42	=	3.58	150	427	228	655
16	12/17/25	128	73	133	150	124	407	626	2327	18	129.28	-	128.00	=	1.28	150	427	228	655

End of 1st split

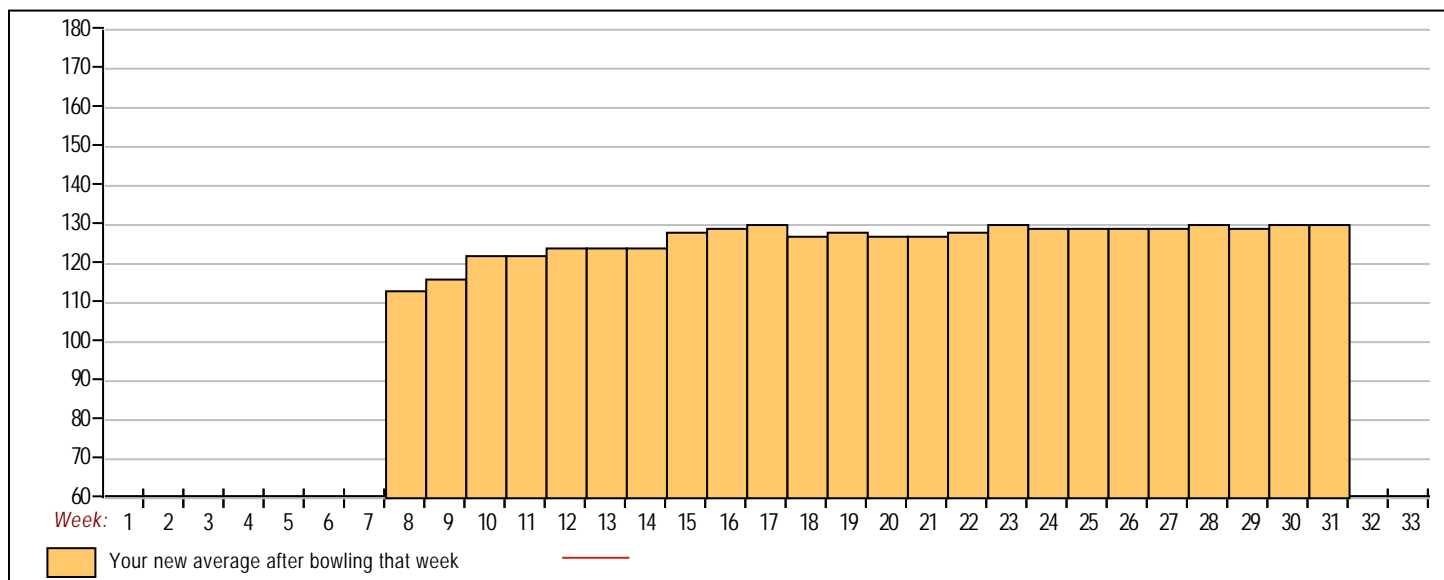
17	01/07/26	129	72	126	166	123	415	631	2742	21	130.57	-	129.28	=	1.29	166	427	238	655
18	01/14/26	130	72	69	i99	a130	298	514	2811	22	127.77	-	130.57	=	-2.80	166	427	238	655
19	01/21/26	127	74	120	134	146	400	622	3211	25	128.44	-	127.77	=	0.67	166	427	238	655
20	01/28/26	128	73	96	124	138	358	577	3569	28	127.46	-	128.44	=	-0.98	166	427	238	655
21	02/04/26	127	74	126	142	111	379	601	3948	31	127.35	-	127.46	=	-0.11	166	427	238	655
22	02/11/26	127	74	155	126	126	407	629	4355	34	128.09	-	127.35	=	0.73	166	427	238	655
23	02/18/26	128	73	146	150	161	457	676	4812	37	130.05	-	128.09	=	1.97	166	457	238	676
24	02/25/26	130	72	105	121	139	365	581	5177	40	129.43	-	130.05	=	-0.63	166	457	238	676
25	03/04/26	129	72	a129	a129	a129	387	603	5177	40	129.43	-	129.43	=	0.00	166	457	238	676
26	03/11/26	129	72	145	145	122	412	628	5589	43	129.98	-	129.43	=	0.55	166	457	238	676
27	03/18/26	129	72	123	130	108	361	577	5950	46	129.35	-	129.98	=	-0.63	166	457	238	676
28	03/25/26	129	72	119	147	160	426	642	6376	49	130.12	-	129.35	=	0.77	166	457	238	676
29	04/01/26	130	72	119	138	117	374	590	6750	52	129.81	-	130.12	=	-0.31	166	457	238	676
30	04/08/26	129	72	164	127	131	422	638	7172	55	130.40	-	129.81	=	0.59	166	457	238	676
31	04/15/26	130	72	101	136	143	380	596	7552	58	130.21	-	130.40	=	-0.19	166	457	238	676

<u><100</u>	<u>100's</u>	<u>125's</u>	<u>150's</u>	<u>175's</u>	<u>200's</u>	<u>225's</u>	<u>250's</u>	<u>275's</u>	<u>300's</u>
2	20	28	8						
<u><400</u>	<u>400's</u>	<u>450's</u>	<u>500's</u>	<u>550's</u>	<u>600's</u>	<u>650's</u>	<u>700's</u>	<u>750's</u>	<u>800's</u>
10	8	1							

Avg of Game 1 Avg of Game 2 Avg of Game 3
124.75 135.74 130.42

High game of 166 on week 17 High series of 457 on week 23 High average of 130.57 after bowling week 17
Low game of 69 on week 18 Low series of 298 on week 18 Low average of 113.67 after bowling week 8

High Scores by Game
Game #1: 164 on week 30 Game #2: 166 on week 17 Game #3: 161 on week 23



Note: This report includes information through April 15 which is Week 31 of 33

Vacant's Bowling Record - Team 6: The Oneders

Week No.	Bowling Date	Old Avg	Old HDCP	-1-	-2-	-3-	Total	HDCP Total	Pins	Gms	---Average Change--- New - Old ---> +/-			High Game	High Sers	HDCP Game	HDCP Sers	
End of 1st split																		
20	01/28/26	140	0				0	0	0	0	-	0.00	=	0.00	0	0		
21	02/04/26	140	0				0	0	0	0	-	0.00	=	0.00	0	0		
22	02/11/26	140	64	v140	v140	v140	420	612	0	0	-	0.00	=	0.00	0	0		
23	02/18/26	140	64	v140	v140	v140	420	612	0	0	-	0.00	=	0.00	0	0		
24	02/25/26	140	64	v140	v140	v140	420	612	0	0	-	0.00	=	0.00	0	0		
25	03/04/26	140	64	v140	v140	v140	420	612	0	0	-	0.00	=	0.00	0	0		
26	03/11/26	140	64	v140	v140	v140	420	612	0	0	-	0.00	=	0.00	0	0		
27	03/18/26	140	64	v140	v140	v140	420	612	0	0	-	0.00	=	0.00	0	0		
28	03/25/26	140	64	v140	v140	v140	420	612	0	0	-	0.00	=	0.00	0	0		
29	04/01/26	140	64	v140	v140	v140	420	612	0	0	-	0.00	=	0.00	0	0		
30	04/08/26	140	64	v140	v140	v140	420	612	0	0	-	0.00	=	0.00	0	0		
31	04/15/26	140	64	v140	v140	v140	420	612	0	0	-	0.00	=	0.00	0	0		

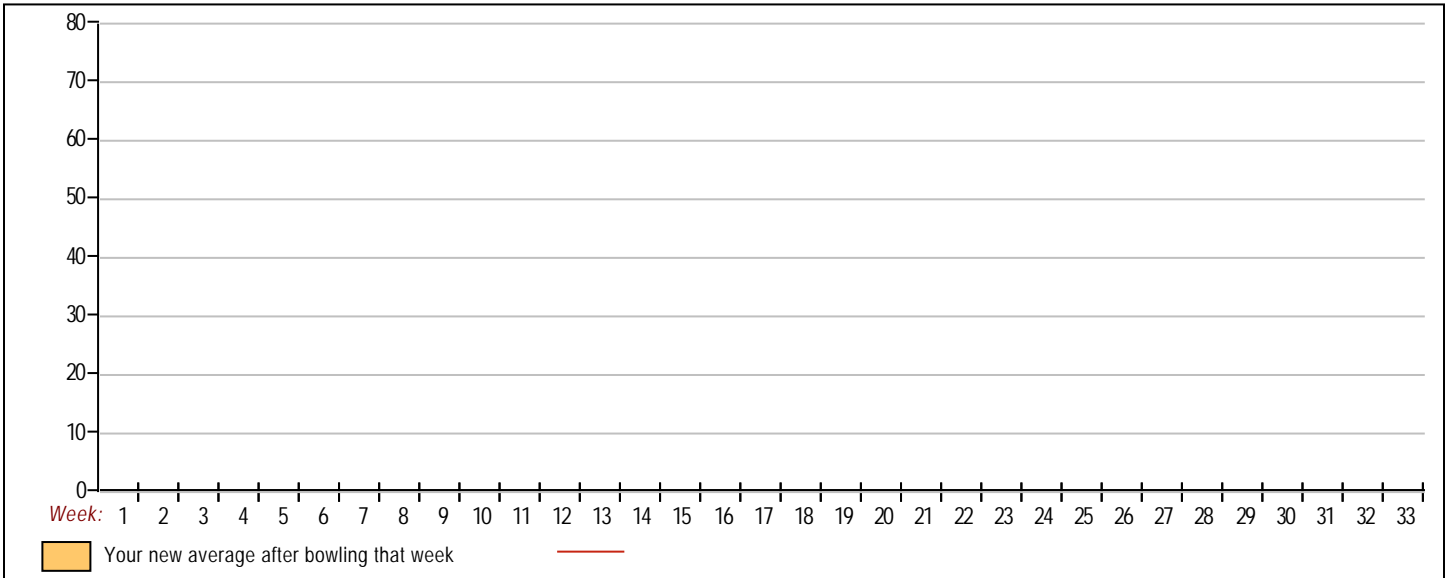
- <100
- 100's
- 125's
- 150's
- 175's
- 200's
- 225's
- 250's
- 275's
- 300's
- <400
- 400's
- 450's
- 500's
- 550's
- 600's
- 650's
- 700's
- 750's
- 800's

Avg of Game 1 Avg of Game 2 Avg of Game 3

High game of 0 on week 0 High series of 0 on week 0 High average of 0.00 after bowling week 31
 Low game of 0 on week 0 Low series of 0 on week 0 Low average of 0.00 after bowling week 31

High Scores by Game

Game #1: 0 on week 0 Game #2: 0 on week 0 Game #3: 0 on week 0



Note: This report includes information through April 15 which is Week 31 of 33

Nick Cicibrk's Bowling Record - Team 6: The Oneders

Week No.	Bowling Date	Old Avg	Old HDCP	-1- -2- -3-			Total	HDCP Total	Pins	Gms	---Average Change---			High Game	High Sers	HDCP Game	HDCP Sers
				-1-	-2-	-3-					New - Old	---> +/-					
1	09/03/25	bk191	23	131	259	247	637	706	637	3	212.33	- 0.00	= 212.33	259	637	282	706
2	09/10/25	bk191	23	163	187	189	539	608	1176	6	196.00	- 212.33	= -16.33	259	637	282	706
3	09/17/25	bk191	23	182	172	148	502	571	1678	9	186.44	- 196.00	= -9.56	259	637	282	706
4	09/24/25	186	27	188	201	211	600	681	2278	12	189.83	- 186.44	= 3.39	259	637	282	706
5	10/01/25	189	24	169	189	187	545	617	2823	15	188.20	- 189.83	= -1.63	259	637	282	706
6	10/08/25	188	25	168	235	182	585	660	3408	18	189.33	- 188.20	= 1.13	259	637	282	706
7	10/15/25	189	24	228	157	200	585	657	3993	21	190.14	- 189.33	= 0.81	259	637	282	706
8	10/22/25	190	24	218	195	155	568	640	4561	24	190.04	- 190.14	= -0.10	259	637	282	706
9	10/29/25	190	24	215	191	173	579	651	5140	27	190.37	- 190.04	= 0.33	259	637	282	706
10	11/05/25	190	24	256	258	222	736	808	5876	30	195.87	- 190.37	= 5.50	259	736	282	808
11	11/12/25	195	20	176	209	184	569	629	6445	33	195.30	- 195.87	= -0.56	259	736	282	808
12	11/19/25	195	20	196	204	188	588	648	7033	36	195.36	- 195.30	= 0.06	259	736	282	808
13	11/26/25	195	20	162	198	150	510	570	7543	39	193.41	- 195.36	= -1.95	259	736	282	808
14	12/03/25	193	21	235	227	186	648	711	8191	42	195.02	- 193.41	= 1.61	259	736	282	808
15	12/10/25	195	20	231	249	206	686	746	8877	45	197.27	- 195.02	= 2.24	259	736	282	808
16	12/17/25	197	18	191	169	194	554	608	9431	48	196.48	- 197.27	= -0.79	259	736	282	808

End of 1st split

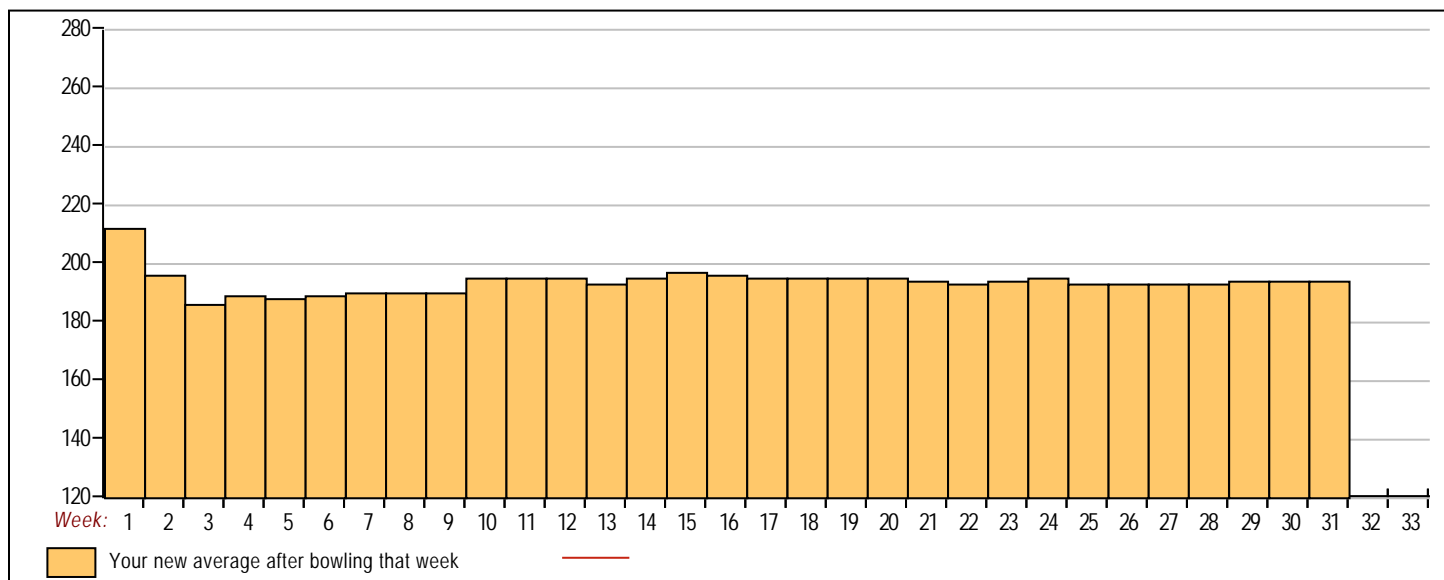
17	01/07/26	196	19	202	193	167	562	619	9993	51	195.94	- 196.48	= -0.54	259	736	282	808
18	01/14/26	195	20	a195	a195	a195	585	645	9993	51	195.94	- 195.94	= 0.00	259	736	282	808
19	01/21/26	195	20	a195	a195	a195	585	645	9993	51	195.94	- 195.94	= 0.00	259	736	282	808
20	01/28/26	195	20	181	190	172	543	603	10536	54	195.11	- 195.94	= -0.83	259	736	282	808
21	02/04/26	195	20	209	161	178	548	608	11084	57	194.46	- 195.11	= -0.65	259	736	282	808
22	02/11/26	194	20	178	194	183	555	615	11639	60	193.98	- 194.46	= -0.47	259	736	282	808
23	02/18/26	193	21	236	192	184	612	675	12251	63	194.46	- 193.98	= 0.48	259	736	282	808
24	02/25/26	194	20	190	211	220	621	681	12872	66	195.03	- 194.46	= 0.57	259	736	282	808
25	03/04/26	195	20	185	129	172	486	546	13358	69	193.59	- 195.03	= -1.44	259	736	282	808
26	03/11/26	193	21	203	142	208	553	616	13911	72	193.21	- 193.59	= -0.39	259	736	282	808
27	03/18/26	193	21	202	158	212	572	635	14483	75	193.11	- 193.21	= -0.10	259	736	282	808
28	03/25/26	193	21	193	182	218	593	656	15076	78	193.28	- 193.11	= 0.18	259	736	282	808
29	04/01/26	193	21	153	217	277	647	710	15723	81	194.11	- 193.28	= 0.83	277	736	298	808
30	04/08/26	194	20	223	174	220	617	677	16340	84	194.52	- 194.11	= 0.41	277	736	298	808
31	04/15/26	194	20	234	139	223	596	656	16936	87	194.67	- 194.52	= 0.14	277	736	298	808

<100	100's	125's	150's	175's	200's	225's	250's	275's	300's
		5	17	30	22	9	3	1	
<400	400's	450's	500's	550's	600's	650's	700's	750's	800's
		1	6	13	7	1	1		

Avg of Game 1	Avg of Game 2	Avg of Game 3
196.48	192.48	195.03

High game of 277 on week 29 High series of 736 on week 10 High average of 212.33 after bowling week 1
 Low game of 129 on week 25 Low series of 486 on week 25 Low average of 186.44 after bowling week 3

High Scores by Game
 Game #1: 256 on week 10 Game #2: 259 on week 1 Game #3: 277 on week 29



Note: This report includes information through April 15 which is Week 31 of 33

Chris Kelly's Bowling Record - Team 6: The Oneders

Week No.	Bowling Date	Old Avg	Old HDCP	-1-	-2-	-3-	Total	HDCP Total	Pins	Gms	---Average Change---			High Game	High Sers	HDCP Game	HDCP Sers		
											New	Old	---> +/-						
1	09/03/25	bk186	0				0	0	0	0	-	0.00	=	0.00	0	0			
2	09/10/25	bk186	0				0	0	0	0	-	0.00	=	0.00	0	0			
3	09/17/25	bk186	27	155	165	161	481	562	481	3	160.33	-	0.00	=	160.33	165	481	192	562
4	09/24/25	bk186	27	177	182	180	539	620	1020	6	170.00	-	160.33	=	9.67	182	539	209	620
5	10/01/25	bk186	27	180	168	175	523	604	1543	9	171.44	-	170.00	=	1.44	182	539	209	620
6	10/08/25	176	35	186	169	155	510	615	2053	12	171.08	-	171.44	=	-0.36	186	539	221	620
7	10/15/25	176	35	130	231	190	551	656	2604	15	173.60	-	171.08	=	2.52	231	551	266	656
8	10/22/25	176	35	183	169	201	553	658	3157	18	175.39	-	173.60	=	1.79	231	553	266	658
9	10/29/25	176	35	a176	a176	a176	528	633	3157	18	175.39	-	175.39	=	0.00	231	553	266	658
10	11/05/25	176	35	152	169	160	481	586	3638	21	173.24	-	175.39	=	-2.15	231	553	266	658
11	11/12/25	176	35	213	173	192	578	683	4216	24	175.67	-	173.24	=	2.43	231	578	266	683
12	11/19/25	176	35	188	196	170	554	659	4770	27	176.67	-	175.67	=	1.00	231	578	266	683
13	11/26/25	176	35	162	170	135	467	572	5237	30	174.57	-	176.67	=	-2.10	231	578	266	683
14	12/03/25	176	35	169	200	180	549	654	5786	33	175.33	-	174.57	=	0.77	231	578	266	683
15	12/10/25	176	35	185	163	190	538	643	6324	36	175.67	-	175.33	=	0.33	231	578	266	683
16	12/17/25	176	35	173	169	156	498	603	6822	39	174.92	-	175.67	=	-0.74	231	578	266	683

End of 1st split

17	01/07/26	176	35	217	203	218	638	743	7460	42	177.62	-	174.92	=	2.70	231	638	266	743
18	01/14/26	177	34	176	163	193	532	634	7992	45	177.60	-	177.62	=	-0.02	231	638	266	743
19	01/21/26	177	34	223	214	184	621	723	8613	48	179.44	-	177.60	=	1.84	231	638	266	743
20	01/28/26	179	32	146	193	180	519	615	9132	51	179.06	-	179.44	=	-0.38	231	638	266	743
21	02/04/26	179	32	a179	a179	a179	537	633	9132	51	179.06	-	179.06	=	0.00	231	638	266	743
22	02/11/26	179	0				0	0	9132	51	179.06	-	179.06	=	0.00	231	638	266	743
23	02/18/26	179	0				0	0	9132	51	179.06	-	179.06	=	0.00	231	638	266	743
24	02/25/26	179	0				0	0	9132	51	179.06	-	179.06	=	0.00	231	638	266	743
25	03/04/26	179	0				0	0	9132	51	179.06	-	179.06	=	0.00	231	638	266	743
26	03/11/26	179	0				0	0	9132	51	179.06	-	179.06	=	0.00	231	638	266	743
27	03/18/26	179	0				0	0	9132	51	179.06	-	179.06	=	0.00	231	638	266	743
28	03/25/26	179	0				0	0	9132	51	179.06	-	179.06	=	0.00	231	638	266	743
29	04/01/26	179	0				0	0	9132	51	179.06	-	179.06	=	0.00	231	638	266	743
30	04/08/26	179	0				0	0	9132	51	179.06	-	179.06	=	0.00	231	638	266	743
31	04/15/26	179	32				0	0	9132	51	179.06	-	179.06	=	0.00	231	638	266	743



<u><100</u>	<u>100's</u>	<u>125's</u>	<u>150's</u>	<u>175's</u>	<u>200's</u>	<u>225's</u>	<u>250's</u>	<u>275's</u>	<u>300's</u>
		3	20	19	8	1			
<u><400</u>	<u>400's</u>	<u>450's</u>	<u>500's</u>	<u>550's</u>	<u>600's</u>	<u>650's</u>	<u>700's</u>	<u>750's</u>	<u>800's</u>
		4	7	4	2				

<u>Avg of Game 1</u>	<u>Avg of Game 2</u>	<u>Avg of Game 3</u>
177.35	182.18	177.65

High game of 231 on week 7 High series of 638 on week 17 High average of 179.44 after bowling week 19
 Low game of 130 on week 7 Low series of 467 on week 13 Low average of 160.33 after bowling week 3

High Scores by Game
 Game #1: 223 on week 19 Game #2: 231 on week 7 Game #3: 218 on week 17

