

Note: This report includes information through April 1 which is Week 29 of 33

Gloria Barbarotto's Bowling Record - Team 6: The Oneders

Table with columns: Week No., Bowling Date, Old Avg, Old HDCP, -1-, -2-, -3-, Total, HDCP Total, Pins, Gms, ---Average Change--- (New - Old ---> +/-), High Game, High Sers, HDCP Game, HDCP Sers. Rows 1-16.

End of 1st split

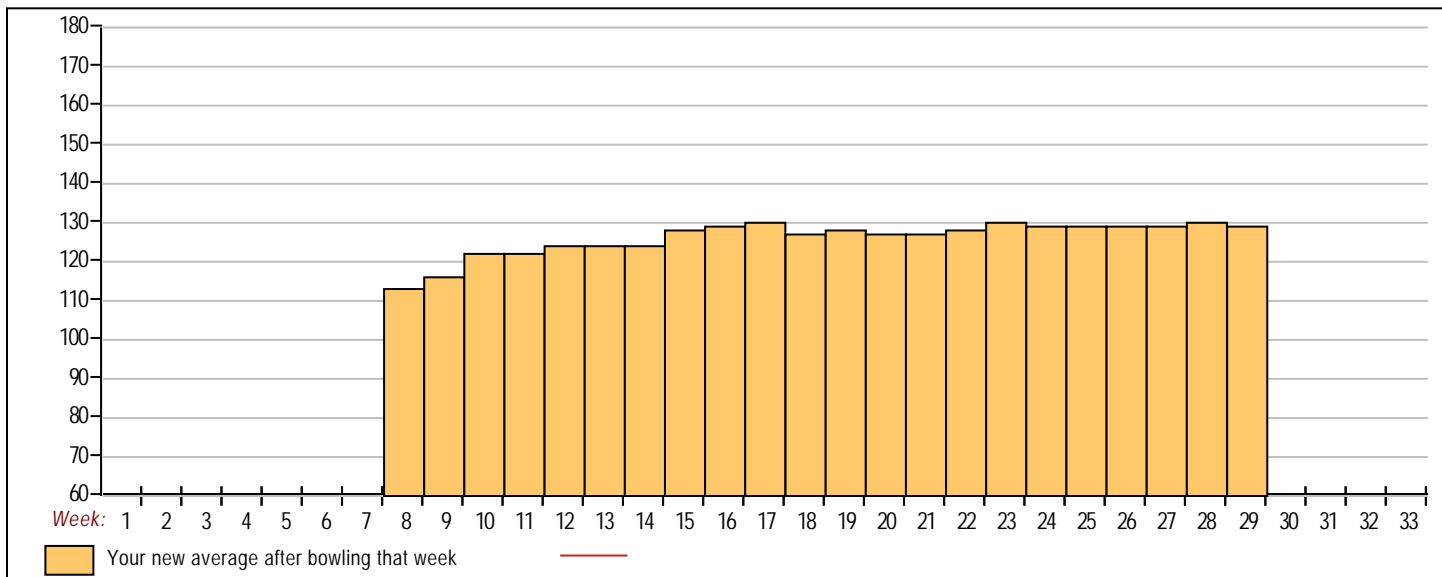
Table with columns: Week No., Bowling Date, Old Avg, Old HDCP, -1-, -2-, -3-, Total, HDCP Total, Pins, Gms, ---Average Change--- (New - Old ---> +/-), High Game, High Sers, HDCP Game, HDCP Sers. Rows 17-29.

Summary table with columns: <100, 100's, 125's, 150's, 175's, 200's, 225's, 250's, 275's, 300's, <400, 400's, 450's, 500's, 550's, 600's, 650's, 700's, 750's, 800's.

Avg of Game 1 123.89, Avg of Game 2 136.24, Avg of Game 3 129.65

High game of 166 on week 17, Low game of 69 on week 18, High series of 457 on week 23, Low series of 298 on week 18, High average of 130.57 after bowling week 17, Low average of 113.67 after bowling week 8

High Scores by Game: Game #1: 155 on week 22, Game #2: 166 on week 17, Game #3: 161 on week 23



Note: This report includes information through April 1 which is Week 29 of 33

**Vacant's Bowling Record - Team 6: The Oneders**

| Week No.                | Bowling Date | Old Avg | Old HDCP | -1-  | -2-  | -3-  | Total | HDCP Total | Pins | Gms | ---Average Change---<br>New - Old ---> +/- |      |   | High Game | High Sers | HDCP Game | HDCP Sers |  |
|-------------------------|--------------|---------|----------|------|------|------|-------|------------|------|-----|--|------|---|-----------|-----------|-----------|-----------|--|
| <b>End of 1st split</b> |              |         |          |      |      |      |       |            |      |     |  |      |   |           |           |           |           |  |
| 20                      | 01/28/26     | 140     | 0        |      |      |      | 0     | 0          | 0    | 0   | -  | 0.00 | = | 0.00      | 0         | 0         |           |  |
| 21                      | 02/04/26     | 140     | 0        |      |      |      | 0     | 0          | 0    | 0   | -  | 0.00 | = | 0.00      | 0         | 0         |           |  |
| 22                      | 02/11/26     | 140     | 64       | v140 | v140 | v140 | 420   | 612        | 0    | 0   | -  | 0.00 | = | 0.00      | 0         | 0         |           |  |
| 23                      | 02/18/26     | 140     | 64       | v140 | v140 | v140 | 420   | 612        | 0    | 0   | -  | 0.00 | = | 0.00      | 0         | 0         |           |  |
| 24                      | 02/25/26     | 140     | 64       | v140 | v140 | v140 | 420   | 612        | 0    | 0   | -  | 0.00 | = | 0.00      | 0         | 0         |           |  |
| 25                      | 03/04/26     | 140     | 64       | v140 | v140 | v140 | 420   | 612        | 0    | 0   | -  | 0.00 | = | 0.00      | 0         | 0         |           |  |
| 26                      | 03/11/26     | 140     | 64       | v140 | v140 | v140 | 420   | 612        | 0    | 0   | -  | 0.00 | = | 0.00      | 0         | 0         |           |  |
| 27                      | 03/18/26     | 140     | 64       | v140 | v140 | v140 | 420   | 612        | 0    | 0   | -  | 0.00 | = | 0.00      | 0         | 0         |           |  |
| 28                      | 03/25/26     | 140     | 64       | v140 | v140 | v140 | 420   | 612        | 0    | 0   | -  | 0.00 | = | 0.00      | 0         | 0         |           |  |
| 29                      | 04/01/26     | 140     | 64       | v140 | v140 | v140 | 420   | 612        | 0    | 0   | -  | 0.00 | = | 0.00      | 0         | 0         |           |  |

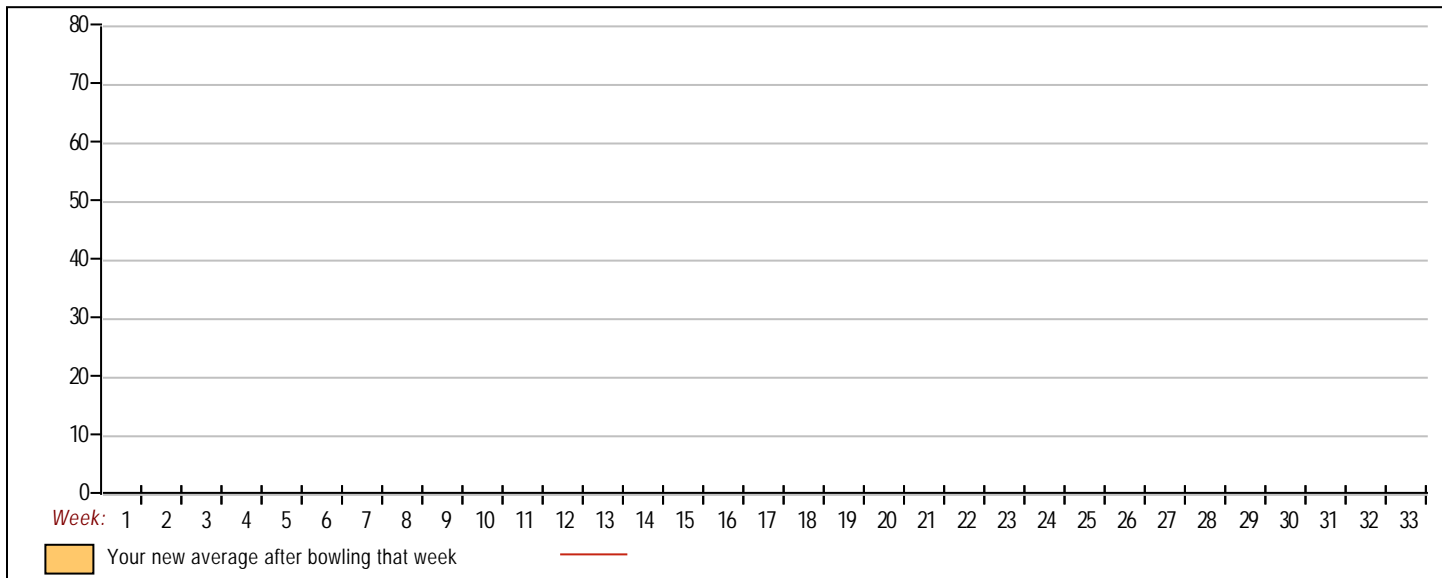


- <100
- 100's
- 125's
- 150's
- 175's
- 200's
- 225's
- 250's
- 275's
- 300's
- <400
- 400's
- 450's
- 500's
- 550's
- 600's
- 650's
- 700's
- 750's
- 800's

Avg of Game 1   Avg of Game 2   Avg of Game 3

High game of 0 on week 0      High series of 0 on week 0      High average of 0.00 after bowling week 29  
 Low game of 0 on week 0      Low series of 0 on week 0      Low average of 0.00 after bowling week 29

High Scores by Game  
 Game #1: 0 on week 0   Game #2: 0 on week 0   Game #3: 0 on week 0



Note: This report includes information through April 1 which is Week 29 of 33

**Nick Cicibrk's Bowling Record - Team 6: The Oneders**

| Week No. | Bowling Date | Old Avg | Old HDCP | -   |     |     | Total | HDCP Total | Pins | Gms | ---Average Change--- |     |          | High Game | High Sers | HDCP Game | HDCP Sers |     |     |
|----------|--------------|---------|----------|-----|-----|-----|-------|------------|------|-----|----------------------|-----|----------|-----------|-----------|-----------|-----------|-----|-----|
|          |              |         |          | -1- | -2- | -3- |       |            |      |     | New                  | Old | ---> +/- |           |           |           |           |     |     |
| 1        | 09/03/25     | bk191   | 23       | 131 | 259 | 247 | 637   | 706        | 637  | 3   | 212.33               | -   | 0.00     | =         | 212.33    | 259       | 637       | 282 | 706 |
| 2        | 09/10/25     | bk191   | 23       | 163 | 187 | 189 | 539   | 608        | 1176 | 6   | 196.00               | -   | 212.33   | =         | -16.33    | 259       | 637       | 282 | 706 |
| 3        | 09/17/25     | bk191   | 23       | 182 | 172 | 148 | 502   | 571        | 1678 | 9   | 186.44               | -   | 196.00   | =         | -9.56     | 259       | 637       | 282 | 706 |
| 4        | 09/24/25     | 186     | 27       | 188 | 201 | 211 | 600   | 681        | 2278 | 12  | 189.83               | -   | 186.44   | =         | 3.39      | 259       | 637       | 282 | 706 |
| 5        | 10/01/25     | 189     | 24       | 169 | 189 | 187 | 545   | 617        | 2823 | 15  | 188.20               | -   | 189.83   | =         | -1.63     | 259       | 637       | 282 | 706 |
| 6        | 10/08/25     | 188     | 25       | 168 | 235 | 182 | 585   | 660        | 3408 | 18  | 189.33               | -   | 188.20   | =         | 1.13      | 259       | 637       | 282 | 706 |
| 7        | 10/15/25     | 189     | 24       | 228 | 157 | 200 | 585   | 657        | 3993 | 21  | 190.14               | -   | 189.33   | =         | 0.81      | 259       | 637       | 282 | 706 |
| 8        | 10/22/25     | 190     | 24       | 218 | 195 | 155 | 568   | 640        | 4561 | 24  | 190.04               | -   | 190.14   | =         | -0.10     | 259       | 637       | 282 | 706 |
| 9        | 10/29/25     | 190     | 24       | 215 | 191 | 173 | 579   | 651        | 5140 | 27  | 190.37               | -   | 190.04   | =         | 0.33      | 259       | 637       | 282 | 706 |
| 10       | 11/05/25     | 190     | 24       | 256 | 258 | 222 | 736   | 808        | 5876 | 30  | 195.87               | -   | 190.37   | =         | 5.50      | 259       | 736       | 282 | 808 |
| 11       | 11/12/25     | 195     | 20       | 176 | 209 | 184 | 569   | 629        | 6445 | 33  | 195.30               | -   | 195.87   | =         | -0.56     | 259       | 736       | 282 | 808 |
| 12       | 11/19/25     | 195     | 20       | 196 | 204 | 188 | 588   | 648        | 7033 | 36  | 195.36               | -   | 195.30   | =         | 0.06      | 259       | 736       | 282 | 808 |
| 13       | 11/26/25     | 195     | 20       | 162 | 198 | 150 | 510   | 570        | 7543 | 39  | 193.41               | -   | 195.36   | =         | -1.95     | 259       | 736       | 282 | 808 |
| 14       | 12/03/25     | 193     | 21       | 235 | 227 | 186 | 648   | 711        | 8191 | 42  | 195.02               | -   | 193.41   | =         | 1.61      | 259       | 736       | 282 | 808 |
| 15       | 12/10/25     | 195     | 20       | 231 | 249 | 206 | 686   | 746        | 8877 | 45  | 197.27               | -   | 195.02   | =         | 2.24      | 259       | 736       | 282 | 808 |
| 16       | 12/17/25     | 197     | 18       | 191 | 169 | 194 | 554   | 608        | 9431 | 48  | 196.48               | -   | 197.27   | =         | -0.79     | 259       | 736       | 282 | 808 |

**End of 1st split**

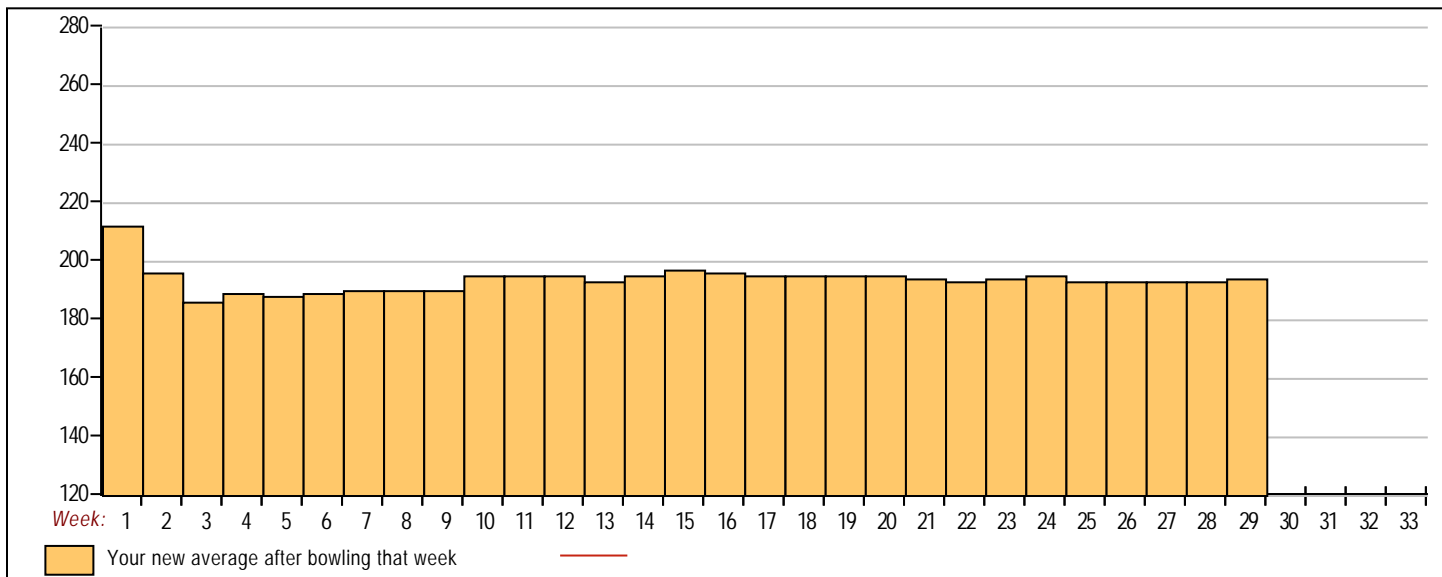
|    |          |     |    |      |      |      |     |     |       |    |        |   |        |   |       |     |     |     |     |
|----|----------|-----|----|------|------|------|-----|-----|-------|----|--------|---|--------|---|-------|-----|-----|-----|-----|
| 17 | 01/07/26 | 196 | 19 | 202  | 193  | 167  | 562 | 619 | 9993  | 51 | 195.94 | - | 196.48 | = | -0.54 | 259 | 736 | 282 | 808 |
| 18 | 01/14/26 | 195 | 20 | a195 | a195 | a195 | 585 | 645 | 9993  | 51 | 195.94 | - | 195.94 | = | 0.00  | 259 | 736 | 282 | 808 |
| 19 | 01/21/26 | 195 | 20 | a195 | a195 | a195 | 585 | 645 | 9993  | 51 | 195.94 | - | 195.94 | = | 0.00  | 259 | 736 | 282 | 808 |
| 20 | 01/28/26 | 195 | 20 | 181  | 190  | 172  | 543 | 603 | 10536 | 54 | 195.11 | - | 195.94 | = | -0.83 | 259 | 736 | 282 | 808 |
| 21 | 02/04/26 | 195 | 20 | 209  | 161  | 178  | 548 | 608 | 11084 | 57 | 194.46 | - | 195.11 | = | -0.65 | 259 | 736 | 282 | 808 |
| 22 | 02/11/26 | 194 | 20 | 178  | 194  | 183  | 555 | 615 | 11639 | 60 | 193.98 | - | 194.46 | = | -0.47 | 259 | 736 | 282 | 808 |
| 23 | 02/18/26 | 193 | 21 | 236  | 192  | 184  | 612 | 675 | 12251 | 63 | 194.46 | - | 193.98 | = | 0.48  | 259 | 736 | 282 | 808 |
| 24 | 02/25/26 | 194 | 20 | 190  | 211  | 220  | 621 | 681 | 12872 | 66 | 195.03 | - | 194.46 | = | 0.57  | 259 | 736 | 282 | 808 |
| 25 | 03/04/26 | 195 | 20 | 185  | 129  | 172  | 486 | 546 | 13358 | 69 | 193.59 | - | 195.03 | = | -1.44 | 259 | 736 | 282 | 808 |
| 26 | 03/11/26 | 193 | 21 | 203  | 142  | 208  | 553 | 616 | 13911 | 72 | 193.21 | - | 193.59 | = | -0.39 | 259 | 736 | 282 | 808 |
| 27 | 03/18/26 | 193 | 21 | 202  | 158  | 212  | 572 | 635 | 14483 | 75 | 193.11 | - | 193.21 | = | -0.10 | 259 | 736 | 282 | 808 |
| 28 | 03/25/26 | 193 | 21 | 193  | 182  | 218  | 593 | 656 | 15076 | 78 | 193.28 | - | 193.11 | = | 0.18  | 259 | 736 | 282 | 808 |
| 29 | 04/01/26 | 193 | 21 | 153  | 217  | 277  | 647 | 710 | 15723 | 81 | 194.11 | - | 193.28 | = | 0.83  | 277 | 736 | 298 | 808 |

|      |       |       |       |       |       |       |       |       |       |
|------|-------|-------|-------|-------|-------|-------|-------|-------|-------|
| <100 | 100's | 125's | 150's | 175's | 200's | 225's | 250's | 275's | 300's |
|      |       | 4     | 16    | 30    | 19    | 8     | 3     | 1     |       |
| <400 | 400's | 450's | 500's | 550's | 600's | 650's | 700's | 750's | 800's |
|      |       | 1     | 6     | 12    | 6     | 1     | 1     |       |       |

| Avg of Game 1 | Avg of Game 2 | Avg of Game 3 |
|---------------|---------------|---------------|
| 194.11        | 195.15        | 193.07        |

High game of 277 on week 29      High series of 736 on week 10      High average of 212.33 after bowling week 1  
 Low game of 129 on week 25      Low series of 486 on week 25      Low average of 186.44 after bowling week 3

High Scores by Game  
 Game #1: 256 on week 10    Game #2: 259 on week 1    Game #3: 277 on week 29



Note: This report includes information through April 1 which is Week 29 of 33

**Chris Kelly's Bowling Record - Team 6: The Oneders**

| Week No. | Bowling Date | Old Avg | Old HDCP | -1-  | -2-  | -3-  | Total | HDCP Total | Pins | Gms | ---Average Change--- |      |          | High Game | High Sers | HDCP Game | HDCP Sers |     |     |
|----------|--------------|---------|----------|------|------|------|-------|------------|------|-----|----------------------|------|----------|-----------|-----------|-----------|-----------|-----|-----|
|          |              |         |          |      |      |      |       |            |      |     | New                  | Old  | ---> +/- |           |           |           |           |     |     |
| 1        | 09/03/25     | bk186   | 0        |      |      |      | 0     | 0          | 0    | 0   | -                    | 0.00 | =        | 0.00      | 0         | 0         |           |     |     |
| 2        | 09/10/25     | bk186   | 0        |      |      |      | 0     | 0          | 0    | 0   | -                    | 0.00 | =        | 0.00      | 0         | 0         |           |     |     |
| 3        | 09/17/25     | bk186   | 27       | 155  | 165  | 161  | 481   | 562        | 481  | 3   | 160.33               | -    | 0.00     | =         | 160.33    | 165       | 481       | 192 | 562 |
| 4        | 09/24/25     | bk186   | 27       | 177  | 182  | 180  | 539   | 620        | 1020 | 6   | 170.00               | -    | 160.33   | =         | 9.67      | 182       | 539       | 209 | 620 |
| 5        | 10/01/25     | bk186   | 27       | 180  | 168  | 175  | 523   | 604        | 1543 | 9   | 171.44               | -    | 170.00   | =         | 1.44      | 182       | 539       | 209 | 620 |
| 6        | 10/08/25     | 176     | 35       | 186  | 169  | 155  | 510   | 615        | 2053 | 12  | 171.08               | -    | 171.44   | =         | -0.36     | 186       | 539       | 221 | 620 |
| 7        | 10/15/25     | 176     | 35       | 130  | 231  | 190  | 551   | 656        | 2604 | 15  | 173.60               | -    | 171.08   | =         | 2.52      | 231       | 551       | 266 | 656 |
| 8        | 10/22/25     | 176     | 35       | 183  | 169  | 201  | 553   | 658        | 3157 | 18  | 175.39               | -    | 173.60   | =         | 1.79      | 231       | 553       | 266 | 658 |
| 9        | 10/29/25     | 176     | 35       | a176 | a176 | a176 | 528   | 633        | 3157 | 18  | 175.39               | -    | 175.39   | =         | 0.00      | 231       | 553       | 266 | 658 |
| 10       | 11/05/25     | 176     | 35       | 152  | 169  | 160  | 481   | 586        | 3638 | 21  | 173.24               | -    | 175.39   | =         | -2.15     | 231       | 553       | 266 | 658 |
| 11       | 11/12/25     | 176     | 35       | 213  | 173  | 192  | 578   | 683        | 4216 | 24  | 175.67               | -    | 173.24   | =         | 2.43      | 231       | 578       | 266 | 683 |
| 12       | 11/19/25     | 176     | 35       | 188  | 196  | 170  | 554   | 659        | 4770 | 27  | 176.67               | -    | 175.67   | =         | 1.00      | 231       | 578       | 266 | 683 |
| 13       | 11/26/25     | 176     | 35       | 162  | 170  | 135  | 467   | 572        | 5237 | 30  | 174.57               | -    | 176.67   | =         | -2.10     | 231       | 578       | 266 | 683 |
| 14       | 12/03/25     | 176     | 35       | 169  | 200  | 180  | 549   | 654        | 5786 | 33  | 175.33               | -    | 174.57   | =         | 0.77      | 231       | 578       | 266 | 683 |
| 15       | 12/10/25     | 176     | 35       | 185  | 163  | 190  | 538   | 643        | 6324 | 36  | 175.67               | -    | 175.33   | =         | 0.33      | 231       | 578       | 266 | 683 |
| 16       | 12/17/25     | 176     | 35       | 173  | 169  | 156  | 498   | 603        | 6822 | 39  | 174.92               | -    | 175.67   | =         | -0.74     | 231       | 578       | 266 | 683 |

**End of 1st split**

|    |          |     |    |      |      |      |     |     |      |    |        |   |        |   |       |     |     |     |     |
|----|----------|-----|----|------|------|------|-----|-----|------|----|--------|---|--------|---|-------|-----|-----|-----|-----|
| 17 | 01/07/26 | 176 | 35 | 217  | 203  | 218  | 638 | 743 | 7460 | 42 | 177.62 | - | 174.92 | = | 2.70  | 231 | 638 | 266 | 743 |
| 18 | 01/14/26 | 177 | 34 | 176  | 163  | 193  | 532 | 634 | 7992 | 45 | 177.60 | - | 177.62 | = | -0.02 | 231 | 638 | 266 | 743 |
| 19 | 01/21/26 | 177 | 34 | 223  | 214  | 184  | 621 | 723 | 8613 | 48 | 179.44 | - | 177.60 | = | 1.84  | 231 | 638 | 266 | 743 |
| 20 | 01/28/26 | 179 | 32 | 146  | 193  | 180  | 519 | 615 | 9132 | 51 | 179.06 | - | 179.44 | = | -0.38 | 231 | 638 | 266 | 743 |
| 21 | 02/04/26 | 179 | 32 | a179 | a179 | a179 | 537 | 633 | 9132 | 51 | 179.06 | - | 179.06 | = | 0.00  | 231 | 638 | 266 | 743 |
| 22 | 02/11/26 | 179 | 0  |      |      |      | 0   | 0   | 9132 | 51 | 179.06 | - | 179.06 | = | 0.00  | 231 | 638 | 266 | 743 |
| 23 | 02/18/26 | 179 | 0  |      |      |      | 0   | 0   | 9132 | 51 | 179.06 | - | 179.06 | = | 0.00  | 231 | 638 | 266 | 743 |
| 24 | 02/25/26 | 179 | 0  |      |      |      | 0   | 0   | 9132 | 51 | 179.06 | - | 179.06 | = | 0.00  | 231 | 638 | 266 | 743 |
| 25 | 03/04/26 | 179 | 0  |      |      |      | 0   | 0   | 9132 | 51 | 179.06 | - | 179.06 | = | 0.00  | 231 | 638 | 266 | 743 |
| 26 | 03/11/26 | 179 | 0  |      |      |      | 0   | 0   | 9132 | 51 | 179.06 | - | 179.06 | = | 0.00  | 231 | 638 | 266 | 743 |
| 27 | 03/18/26 | 179 | 0  |      |      |      | 0   | 0   | 9132 | 51 | 179.06 | - | 179.06 | = | 0.00  | 231 | 638 | 266 | 743 |
| 28 | 03/25/26 | 179 | 0  |      |      |      | 0   | 0   | 9132 | 51 | 179.06 | - | 179.06 | = | 0.00  | 231 | 638 | 266 | 743 |
| 29 | 04/01/26 | 179 | 32 |      |      |      | 0   | 0   | 9132 | 51 | 179.06 | - | 179.06 | = | 0.00  | 231 | 638 | 266 | 743 |

|      |       |       |       |       |       |       |       |       |       |
|------|-------|-------|-------|-------|-------|-------|-------|-------|-------|
| <100 | 100's | 125's | 150's | 175's | 200's | 225's | 250's | 275's | 300's |
|      |       | 3     | 20    | 19    | 8     | 1     |       |       |       |
| <400 | 400's | 450's | 500's | 550's | 600's | 650's | 700's | 750's | 800's |
|      |       | 4     | 7     | 4     | 2     |       |       |       |       |

| Avg of Game 1 | Avg of Game 2 | Avg of Game 3 |
|---------------|---------------|---------------|
| 177.35        | 182.18        | 177.65        |

High game of 231 on week 7      High series of 638 on week 17      High average of 179.44 after bowling week 19  
 Low game of 130 on week 7      Low series of 467 on week 13      Low average of 160.33 after bowling week 3

High Scores by Game  
 Game #1: 223 on week 19    Game #2: 231 on week 7    Game #3: 218 on week 17

